



**CENTRAL POWER PURCHASING AGENCY GUARANTEE LIMITED**  
(A Company of Government of Pakistan)

Shaheen Plaza | Plot no. 73-West | Fazal-E-Haq Road,  
Blue Area, Islamabad  
Fax: +92-51-9216949, Ph: +92-051- 9213616  
www.cpa.gov.pk

No. CPPA-G/2021/CFO/24615-16

Dated: October 14, 2021

The Registrar NEPRA  
NEPRA Tower Ataturk Avenue (East),  
Sector G-5/1, Islamabad.

**SUBJECT: XWDISCOs' ENERGY PURCHASE DATA FOR MONTH OF SEPTEMBER 2021**

With reference to FCA mechanism provided in XWDISCOs' tariff determination, please find attached the Energy Data for the month of September 2021. The soft copy of the FCA Claim along with the EPP invoices is also being sent to NEPRA for its consideration.

CHIEF FINANCIAL OFFICER

CC:

- Chief Executive Officer, CPPA-G.
- Master File

# CERTIFICATE


## FOR FUEL ADJUSTMENT IN THE CONSUMER-END TARIFF

### REGARDING 2002 POWER POLICY

#### FOR THE MONTH OF SEPTEMBER 2021

This is to certify that:-

- 1) All purchases have been made from Generation Companies having valid generation License issued by NEPRA.
- 2) Invoices of all Electricity Purchases have been processed in accordance with the rates, terms & conditions as determined by NEPRA. Payments related to periodical adjustments are also made as per decision of NEPRA.
- 3) The above statement is true, based on facts and from verifiable documentary evidence. In case of any deviation / variation observed if not rectified at later stage, CPPA-G will be responsible for the consequences arising out of any misstatement under NEPRA Act and its Rules & Regulations.

  
**DGM (Technical)**  
**(Renewable)**

  
**DGMF-I (CPPA-G)**

# **CERTIFICATE**

## **FOR FUEL ADJUSTMENT IN THE CONSUMER-END TARIFF**

### **REGARDING 1994 POWER POLICY (HUBCO & KAPCO INCLUSIVE)**

#### **FOR THE MONTH OF SEPTEMBER 2021**

This is to certify that: -

- i) All purchases have been made from IPPs under 1994 Policy, including HUBCO, KAPCO & Chasnupp and excluding Tavanir, having valid generation license issued by NEPRA.
- ii) Invoices of all Electricity Purchases have been made strictly in accordance with the rates, terms & conditions as stipulated in the respective Power Purchase Agreements.
- iii) All payments to IPPs are being made after observing all formalities provided in the respective Power Purchase Agreements.
- iv) All purchases have been made in accordance with the Power Purchase Agreement.

The above statement is true, based on facts and from verifiable documentary evidences. In case of any deviation / variation observed if not rectified at later stage, CPPA-G will be responsible for the consequences arising out of any misstatement under NEPRA Act and its Rules & Regulations.

  
**DGM (Technical)**  
**(Conventional)**

**DGMF-II (CPPA-G)**





## CERTIFICATE

**Subject: MONTHLY FUEL CHARGES ADJUSTMENT OF DISCOS FOR THE MONTH OF SEPTEMBER-2021.**

- I. It is certified that Merit order was followed as defined under section 2 (I) (x) of the NEPRA Licensing (Generation) Rules 2000, while operating power plants in its fleet during month of SEPTEMBER-2021.
  
- II. Claimed Partial Loading Adjustment charges (PLAC) was not due to fuel constraint but was strictly in accordance with the provision of their respective Power Purchase Agreement and the plants were operated on partial load due to less demand in the system and transmission/distribution network constraints.

  
Deputy Manager (PC-I)  
NPCC, NTDC, Islamabad

  
Manager Power Control  
NPCC, NTDC, Islamabad

  
Chief Engineer (Network Operation)  
NPCC, NTDC, Islamabad.



CENTRAL POWER PURCHASING AGENCY (CPPA)  
Energy Procurement Report (Provisional)  
For the Month of SET 2021

S.No	Power Producers	Fuel	Dep. Capacity (MW)	Energy kWh	Fuel Charges Rs.	VOAM Charges Rs.	EPP Billing month (Rs.)	Pre-Adjustment in Fuel Cost (Rs.)	Pre-Adjustment in VOAM (Rs.)	Pre-Adjustment in EPP Total (Rs.)	Supp. Charges	Total Fuel Cost	Total VOAM	Total Energy Cost (Rs.)
1	Kaizong	Hydro	150	62,755,042	1,309,578,981	93,652,472	1,203,981,163	(9,394)	(1,348)	1,203,971,417	299,394,898	1,503,366,315	2,003,346,313	1,503,346,919
2	Alta Power	Hydro	214	70,333,800	1,280,025,871	100,382,854	1,380,408,725	(9,394)	(1,348)	1,380,407,377	24,091,712	1,404,509,089	2,003,346,313	1,404,507,712
3	Wing Power	Hydro	186	78,231,097	1,375,032,208	114,653,708	1,489,685,916	(9,394)	(1,348)	1,489,684,568	6,291,748	1,495,976,316	2,003,346,313	1,495,974,968
4	Changshui	Hydro	171	111,577,570	777,914,324	445,035,028	1,222,949,352	(20,443)	(21,959)	1,222,927,909	90,482,747	1,313,410,656	2,003,346,313	1,313,408,308
5	Orbital	Hydro	219	74,432,376	1,289,251,638	27,029,277	1,316,280,915	220,143,231	(21,959)	1,535,463,187	60,382,295	1,596,846,482	2,003,346,313	1,596,824,134
6	Hing Chuan	Hydro	190	88,214,145	18,156,719	507,866	18,664,585	41,971,046	(439)	18,706,146	29,777,935	48,482,520	2,003,346,313	48,480,171
7	Star Power	Hydro	204	92,321,488	1,613,244,126	135,382,538	1,748,626,664	35,120,578	14,285	1,783,747,242	89,444,825	1,873,192,067	2,003,346,313	1,873,172,721
8	Beige Power	Hydro	213	68,498,212	1,178,755,818	42,982,317	1,221,738,135	(21,959)	(21,959)	1,221,716,176	60,119,814	1,281,836,000	2,003,346,313	1,281,814,186
9	Superna Power	Hydro	203	52,712,160	654,583,419	32,201,639	686,785,058	299,394,898	24,091,712	939,176,668	24,091,712	1,185,278,380	2,003,346,313	1,185,254,288
10	Alta Power	Hydro	214	75,837,172	1,285,254,608	101,624,342	1,386,878,950	60,482,748	6,291,748	1,447,351,700	6,291,748	1,453,643,448	2,003,346,313	1,453,637,151
11	Liberty Power	Hydro	196	79,988,403	1,403,816,917	129,245,256	1,533,062,173	90,482,747	(9,394)	1,623,544,817	12,470,582	1,636,015,400	2,003,346,313	1,636,002,928
12	Hainan	Hydro	189	72,961,853	1,326,268,049	42,272,737	1,368,540,786	122,410,582	(9,394)	1,490,951,372	64,313,702	1,555,265,074	2,003,346,313	1,555,258,682
13	Liberty	Gas	391	237,754,572	1,941,734,988	83,447,898	2,025,182,886	10,517,252	1,215,841	2,035,900,138	1,215,841	2,037,116,000	2,003,346,313	2,037,112,654
14	LDVDC	Gas	26	19,478,890	96,678,241	11,353,755	108,032,036	(21,959)	(21,959)	107,810,077	91,034	107,901,111	2,003,346,313	107,899,717
15	RIX	Gas	24	19,478,890	96,678,241	11,353,755	108,032,036	(21,959)	(21,959)	107,810,077	91,034	107,901,111	2,003,346,313	107,899,717
16	China Power	Gas	24	19,478,890	96,678,241	11,353,755	108,032,036	(21,959)	(21,959)	107,810,077	91,034	107,901,111	2,003,346,313	107,899,717
17	China Power	Gas	24	19,478,890	96,678,241	11,353,755	108,032,036	(21,959)	(21,959)	107,810,077	91,034	107,901,111	2,003,346,313	107,899,717
18	China Power	Gas	24	19,478,890	96,678,241	11,353,755	108,032,036	(21,959)	(21,959)	107,810,077	91,034	107,901,111	2,003,346,313	107,899,717
19	China Power	Gas	24	19,478,890	96,678,241	11,353,755	108,032,036	(21,959)	(21,959)	107,810,077	91,034	107,901,111	2,003,346,313	107,899,717
20	China Power	Gas	24	19,478,890	96,678,241	11,353,755	108,032,036	(21,959)	(21,959)	107,810,077	91,034	107,901,111	2,003,346,313	107,899,717
21	China Power	Gas	24	19,478,890	96,678,241	11,353,755	108,032,036	(21,959)	(21,959)	107,810,077	91,034	107,901,111	2,003,346,313	107,899,717
22	China Power	Gas	24	19,478,890	96,678,241	11,353,755	108,032,036	(21,959)	(21,959)	107,810,077	91,034	107,901,111	2,003,346,313	107,899,717
23	China Power	Gas	24	19,478,890	96,678,241	11,353,755	108,032,036	(21,959)	(21,959)	107,810,077	91,034	107,901,111	2,003,346,313	107,899,717
24	China Power	Gas	24	19,478,890	96,678,241	11,353,755	108,032,036	(21,959)	(21,959)	107,810,077	91,034	107,901,111	2,003,346,313	107,899,717
25	China Power	Gas	24	19,478,890	96,678,241	11,353,755	108,032,036	(21,959)	(21,959)	107,810,077	91,034	107,901,111	2,003,346,313	107,899,717
26	China Power	Gas	24	19,478,890	96,678,241	11,353,755	108,032,036	(21,959)	(21,959)	107,810,077	91,034	107,901,111	2,003,346,313	107,899,717
27	China Power	Gas	24	19,478,890	96,678,241	11,353,755	108,032,036	(21,959)	(21,959)	107,810,077	91,034	107,901,111	2,003,346,313	107,899,717
28	China Power	Gas	24	19,478,890	96,678,241	11,353,755	108,032,036	(21,959)	(21,959)	107,810,077	91,034	107,901,111	2,003,346,313	107,899,717
29	China Power	Gas	24	19,478,890	96,678,241	11,353,755	108,032,036	(21,959)	(21,959)	107,810,077	91,034	107,901,111	2,003,346,313	107,899,717
30	China Power	Gas	24	19,478,890	96,678,241	11,353,755	108,032,036	(21,959)	(21,959)	107,810,077	91,034	107,901,111	2,003,346,313	107,899,717
31	China Power	Gas	24	19,478,890	96,678,241	11,353,755	108,032,036	(21,959)	(21,959)	107,810,077	91,034	107,901,111	2,003,346,313	107,899,717
32	China Power	Gas	24	19,478,890	96,678,241	11,353,755	108,032,036	(21,959)	(21,959)	107,810,077	91,034	107,901,111	2,003,346,313	107,899,717
33	China Power	Gas	24	19,478,890	96,678,241	11,353,755	108,032,036	(21,959)	(21,959)	107,810,077	91,034	107,901,111	2,003,346,313	107,899,717
34	China Power	Gas	24	19,478,890	96,678,241	11,353,755	108,032,036	(21,959)	(21,959)	107,810,077	91,034	107,901,111	2,003,346,313	107,899,717
35	China Power	Gas	24	19,478,890	96,678,241	11,353,755	108,032,036	(21,959)	(21,959)	107,810,077	91,034	107,901,111	2,003,346,313	107,899,717
36	China Power	Gas	24	19,478,890	96,678,241	11,353,755	108,032,036	(21,959)	(21,959)	107,810,077	91,034	107,901,111	2,003,346,313	107,899,717
37	China Power	Gas	24	19,478,890	96,678,241	11,353,755	108,032,036	(21,959)	(21,959)	107,810,077	91,034	107,901,111	2,003,346,313	107,899,717
38	China Power	Gas	24	19,478,890	96,678,241	11,353,755	108,032,036	(21,959)	(21,959)	107,810,077	91,034	107,901,111	2,003,346,313	107,899,717
39	China Power	Gas	24	19,478,890	96,678,241	11,353,755	108,032,036	(21,959)	(21,959)	107,810,077	91,034	107,901,111	2,003,346,313	107,899,717
40	China Power	Gas	24	19,478,890	96,678,241	11,353,755	108,032,036	(21,959)	(21,959)	107,810,077	91,034	107,901,111	2,003,346,313	107,899,717
41	China Power	Gas	24	19,478,890	96,678,241	11,353,755	108,032,036	(21,959)	(21,959)	107,810,077	91,034	107,901,111	2,003,346,313	107,899,717
42	China Power	Gas	24	19,478,890	96,678,241	11,353,755	108,032,036	(21,959)	(21,959)	107,810,077	91,034	107,901,111	2,003,346,313	107,899,717
43	China Power	Gas	24	19,478,890	96,678,241	11,353,755	108,032,036	(21,959)	(21,959)	107,810,077	91,034	107,901,111	2,003,346,313	107,899,717
44	China Power	Gas	24	19,478,890	96,678,241	11,353,755	108,032,036	(21,959)	(21,959)	107,810,077	91,034	107,901,111	2,003,346,313	107,899,717
45	China Power	Gas	24	19,478,890	96,678,241	11,353,755	108,032,036	(21,959)	(21,959)	107,810,077	91,034	107,901,111	2,003,346,313	107,899,717
46	China Power	Gas	24	19,478,890	96,678,241	11,353,755	108,032,036	(21,959)	(21,959)	107,810,077	91,034	107,901,111	2,003,346,313	107,899,717
47	China Power	Gas	24	19,478,890	96,678,241	11,353,755	108,032,036	(21,959)	(21,959)	107,810,077	91,034	107,901,111	2,003,346,313	107,899,717
48	China Power	Gas	24	19,478,890	96,678,241	11,353,755	108,032,036	(21,959)	(21,959)	107,810,077	91,034	107,901,111	2,003,346,313	107,899,717
49	China Power	Gas	24	19,478,890	96,678,241	11,353,755	108,032,036	(21,959)	(21,959)	107,810,077	91,034	107,901,111	2,003,346,313	107,899,717
50	China Power	Gas	24	19,478,890	96,678,241	11,353,755	108,032,036	(21,959)	(21,959)	107,810,077	91,034	107,901,111	2,003,346,313	107,899,717
51	China Power	Gas	24	19,478,890	96,678,241	11,353,755	108,032,036	(21,959)	(21,959)	107,810,077	91,034	107,901,111	2,003,346,313	107,899,717
52	China Power	Gas	24	19,478,890	96,678,241	11,353,755	108,032,036	(21,959)	(21,959)	107,810,077	91,034	107,901,111	2,003,346,313	107,899,717
53	China Power	Gas	24	19,478,890	96,678,241	11,353,755	108,032,036	(21,959)	(21,959)	107,810,077	91,034	107,901,111	2,003,346,313	107,899,717
54	China Power	Gas	24	19,478,890	96,678,241	11,353,755	108,032,036	(21,959)	(21,959)	107,810,077	91,034	107,901,111	2,003,346,313	107,899,717
55	China Power	Gas	24	19,478,890	96,678,241	11,353,755	108,032,036	(21,959)	(21,959)	107,810,077	91,034	107,901,111	2,003,346,313	107,899,717
56	China Power	Gas	24	19,478,890	96,678,241	11,353,755	108,032,036	(21,959)	(21,959)	107,810,077	91,034	107,901,111	2,003,346,313	107,899,717
57	China Power	Gas	24	19,478,890	96,678,241	11,353,755	108,032,036	(21,959)	(21,959)	107,810,077	91,034	1		

CENTRAL POWER PURCHASE AGENCY (CPA)  
Energy Procurement Report (Provisional)  
For the Month of SEP 2021

S/no.	Power Producers	Fuel	Dep. Capacity (MW)	Energy (KWh)	Fuel Charge Rs.	VOEM Charge Rs.	EPP Billing month (Rs.)	Prev. Adjusted in Fuel Cost (Rs.)	Prev. Adjusted in VOEM (Rs.)	Prev. Adjusted in EPP Total Rs.	Supp. Charge	Total Fuel Cost Rs.	Total VOEM Rs.	Total Energy Cost Rs.
<b>G-TOTAL:</b>														
			34,832	14,071,889,272	95,369,717,219	2,970,788,572	99,277,575,957	10,002,766,278	7,316,632,277	17,319,498,555	-	105,423,682,598	8,227,481,409	110,551,165,407
<b>SUMMARY</b>				5,085,419,219	24,118,782,203	449,952,016	449,952,016	817,889,086	134,614,203	133,814,203	-	24,936,601,291	584,787,319	584,787,319
1	Coal			2,582,577,600	18,329,999	2,582,577,600	2,582,577,600	2,582,577,600	1,019,979	2,583,597,579	-	2,586,181,003	5,144,531	2,591,325,534
2	Gas			2,342,881	40,940,045	1,839,099	1,839,099	2,342,881	3,273,145	2,346,124	-	45,283,200	53,472,409	20,844,731,706
3	FC			997,435,603	10,982,988,812	904,559,788	20,087,548,997	2,242,720,584	32,719,521	2,275,440,105	-	10,987,607,230	584,787,319	10,987,607,230
4	FC			1,245,276,846	39,541,891,007	904,559,788	40,589,527,423	1,245,276,846	14,071,889,272	7,405,119,547	-	46,801,654,048	2,172,817,722	48,974,461,770
5	FC			2,851,951,475	1,257,683,503	1,027,681,416	40,589,527,423	8,939,999,041	14,071,889,272	30,488,978	-	1,257,683,503	2,172,817,722	1,257,683,503
6	FC			1,281,799,000	43,268,000	933,029,537	43,268,000	30,180,910	14,071,889,272	30,180,910	-	631,198,555	631,198,555	631,198,555
7	Hydro			230,398,532	1,257,683,503	68,519,281	1,257,683,503	0	14,071,889,272	1,257,683,503	-	1,257,683,503	1,257,683,503	1,257,683,503
8	Wind Power			66,754,720	86,519,281	1,353,756	86,519,281	0	14,071,889,272	86,519,281	-	86,519,281	86,519,281	86,519,281
9	Solar			16,479,237	75,051,287	1,353,756	75,051,287	0	14,071,889,272	75,051,287	-	75,051,287	75,051,287	75,051,287
10	Biogas			16,479,237	95,290,717,219	3,910,780,512	95,290,717,219	0	14,071,889,272	95,290,717,219	-	95,290,717,219	95,290,717,219	95,290,717,219
11	Miscel			16,479,237	105,423,682,598	5,227,481,409	105,423,682,598	0	14,071,889,272	105,423,682,598	-	105,423,682,598	105,423,682,598	105,423,682,598
<b>Goals For The month</b>				14,071,889,272	95,290,717,219	3,910,780,512	95,290,717,219	0	14,071,889,272	95,290,717,219	-	95,290,717,219	95,290,717,219	95,290,717,219
<b>Prev. Adjustments :</b>				(800,281)	(800,281)	(3,18,582,217)	11,319,442,536	11,319,442,536	11,319,442,536	11,319,442,536	-	11,319,442,536	11,319,442,536	11,319,442,536
<b>GRAND TOTALS :</b>				14,071,889,272	105,423,682,598	5,227,481,409	110,551,165,407	10,002,766,278	7,316,632,277	17,319,498,555	-	105,423,682,598	8,227,481,409	110,551,165,407

Energy/ Cost (Rs.)	105,423,682,598	5,227,481,409	110,551,165,407
Cost not chargeable to DISCOs (Rs.)	724,568,556	-	724,568,556
EPP (Chargeable) (Rs.)	104,699,115,040	5,227,481,409	109,926,596,449
Energy Sold (KWh)	13,629,907,553	13,629,907,553	13,629,907,553
Avg. Rate (Rs./KWh)	7,6816	0,3835	8,0691
Reference Rate (Rs./KWh)		5,0229	
FCA Rate (Rs./KWh)		2,6597	

**CENTRAL POWER PURCHASING AGENCY (CPPA)**  
**Detail Breakup of FCC Claimed**  
**For the Month of Sep 2021**

S.No.	Power Producer	Fuel	Dep. Capacity (MW)	Energy KWh	Fuel Cost component as determined by Authority (Rs./KWh)	Fuel Cost as per NEPR Approved Rate (Rs.)	Heat Degradation Factor (Dh) Rs.	Load Correction Factor (Kl) Rs.	Any other Cost as per PPA (Rs.)	Fuel Charges Rs.	
											A
1	Attock Gen Limited	RFO	156	62,799,042	17,5572	1,102,504,687	-	7,074,004	-	1,109,578,691	
2	Atlas Power Limited	RFO	214	70,333,808	18,0020	1,266,149,212	-	13,876,069	-	1,280,025,281	
4	Foundation Power Company Bahawal Ltd.	Gas	171	111,577,570	6,5880	735,058,081	30,872,859	11,970,394	-	777,911,334	
5	Orient Power Company (Private) Limited	RLNG	213	74,432,376	15,3062	1,139,276,834	35,089,726	75,884,976	-	1,250,251,536	
6	Saf Power Limited	RLNG	204	70,449,415	15,3729	1,083,011,160	33,233,334	80,351,511	-	1,196,596,005	
7	Engro Powergen Qadirpur Limited	Gas	213	87,319,014	7,1159	621,357,450	21,126,153	46,342,505	-	688,826,108	
8	Sapphire Electric Company Limited	RLNG	203	52,712,160	14,5441	771,923,651	28,775,248	58,884,520	-	854,583,419	
9	Narowal Energy Limited	RFO	214	75,867,172	18,2119	1,381,503,231	-	3,751,378	-	1,385,254,609	
10	Halmore Power Generation Company Limited	RLNG	199	72,961,863	15,3071	1,116,832,084	33,616,546	75,617,320	-	1,226,256,049	
11	Uch-II Power (Pvt.) Limited	Gas	381	237,754,572	6,6600	1,588,206,457	50,590,461	2,938,080	-	1,641,734,998	
12	China Power Hub Generation company (Pvt.) Ltd	Coal	1,220	408,470,800	6,4800	2,650,975,492	20,677,609	17,477,641	-	2,689,130,742	
13	Quaid-e-Azam Thermal Power (Pvt) Limited	RLNG	1,180	673,174,560	12,4504	8,381,287,560	153,377,562	709,123,519	-	9,243,788,641	
14	National Power Parks Management Company Private	RLNG	2,650	1,145,620,994	12,3836	14,186,904,160	256,620,346	890,302,042	-	15,336,826,548	
16	Huaneng Shandong Ruyi Energy (Pvt) Ltd	Coal	1,320	749,333,900	13,2173	9,904,170,956	157,891,543	88,964,668	-	10,161,027,167	
	Port Qasim Electric Power Company (Pvt) Limited	Coal	1,320	847,747,900	9,0477	7,670,166,675	155,539,608	33,851,291	-	7,863,559,474	
<b>PPPs Total:-</b>				<b>11,273</b>	<b>4,742,019,075</b>	<b>-</b>	<b>53,632,439,547</b>	<b>979,410,996</b>	<b>2,116,609,918</b>	<b>-</b>	<b>56,726,460,461</b>



Detail Of Energy Imported From Small Power Producers					
DISCO	Captive	Contract Capacity (MW)	Description	SEP, 2021	Rate (Rs./KWh)
MEPCO	Kumhar Wala Power House-I	5.00	Energy	1,289,869	
			Cost (Rs.)	-	
	<b>DISCO's Total:-</b>	<b>5.00</b>	Energy	<b>1,289,869</b>	<b>0.00</b>
			Cost (Rs.)	-	
HESCO	Thatta Power (Pvt.) Ltd.,	18.80	Energy	909,000	5.04
			Cost (Rs.)	4,581,313	
	Lucky Cement Factory Ltd., N-Abad	20.00	Energy	13,982,400	5.04
			Cost (Rs.)	70,470,574	
	<b>DISCO's Total:-</b>	<b>56.80</b>	Energy	<b>14,891,400</b>	<b>5.04</b>
			Cost (Rs.)	<b>75,051,887</b>	
<b>G-Total</b>		<b>61.80</b>	Energy	<b>16,181,269</b>	<b>4.64</b>
			Cost (Rs.)	<b>75,051,887</b>	