



CENTRAL POWER PURCHASING AGENCY GUARANTEE LIMITED
(A Company of Government of Pakistan)

Shaheen Plaza | Plot no. 73-West | Fazal-E-Haq Road,
Blue Area, Islamabad
Fax: +92-51-9216949, Ph: +92-051- 9213616
www.cppa.gov.pk


No. CPPA-G/2022/CFO/11977-78

Dated: July 15, 2022

The Registrar NEPRA
NEPRA Tower Ataturk Avenue (East),
Sector G-5/1, Islamabad.

SUBJECT: XWDISCOs' ENERGY PURCHASE DATA FOR MONTH OF JUNE 2022.

With reference to the FCA mechanism provided in XWDISCOs' tariff determination, please find attached the Energy Data for the month of June 2022. The soft copy of the FCA Claim along with the EPP invoices is also being sent to NEPRA for its consideration.


CHIEF FINANCIAL OFFICER

- CC:
- > Chief Executive Officer, CPPA-G.
 - > Master File

For n/a
ADGCT/1
mf
copy-b:
Chairman
m(mfE/CA)
m(lc/T)

Tariff Division Record

Dy No. 470

Dated. 18-7-22

REGISTRAR
18-7-2022

CERTIFICATE

FOR FUEL ADJUSTMENT IN THE CONSUMER-END TARIFF


REGARDING 1994 POWER POLICY (HUBCO & KAPCO INCLUSIVE)

FOR THE MONTH OF JUNE 2022

This is to certify that: -

- i) All purchases have been made from IPPs under 1994 Policy, including HUBCO, KAPCO & Chasnupp and excluding Tavanir, having valid generation license issued by NEPRA.
- ii) Invoices of all Electricity Purchases have been made strictly in accordance with the rates, terms & conditions as stipulated in the respective Power Purchase Agreements.
- iii) All payments to IPPs are being made after observing all formalities provided in the respective Power Purchase Agreements.
- iv) All purchases have been made in accordance with the Power Purchase Agreement.

The above statement is true, based on facts and from verifiable documentary evidence. In case of any deviation / variation observed if not rectified at later stage, CPPA-G will be responsible for the consequences arising out of any misstatement under NEPRA Act and its Rules & Regulations.



DGM Technical



DGMF-II (CPPA-G)

CERTIFICATE

FOR FUEL ADJUSTMENT IN THE CONSUMER-END TARIFF


REGARDING 2002 POWER POLICY

FOR THE MONTH OF JUNE 2022

This is to certify that:-

- 1) All purchases have been made from Generation Companies having valid generation License issued by NEPRA.
- 2) Invoices of all Electricity Purchases have been processed in accordance with the rates, terms & conditions as determined by NEPRA. Payments related to periodical adjustments are also made as per decision of NEPRA.
- 3) The above statement is true, based on facts and from verifiable documentary evidence. In case of any deviation / variation observed if not rectified at later stage, CPPA-G will be responsible for the consequences arising out of any misstatement under NEPRA Act and its Rules & Regulations.



DGM Technical



GMF (CPPA-G)

CERTIFICATE

Subject: MONTHLY FUEL CHARGES ADJUSTMENT OF DISCOS FOR THE MONTH OF JUNE-2022.

- I. It is certified that Merit order was followed as defined under section 2 (I) (x) of the NEPRA Licensing (Generation) Rules 2000, while operating power plants in its fleet during month of JUNE-2022.
- II. Partial Loading of power plants was strictly in accordance with the provision of their respective Power Purchase Agreement and the plants were operated on partial load as per system load demand variations and for fuel conservation where needed.


Deputy Manager (PC-1)
NPCC, NTDC, Islamabad


Manager Power Control
NPCC, NTDC, Islamabad


Chief Engineer (Network Operation)
NPCC, NTDC, Islamabad

CENTRAL POWER PURCHASING AGENCY (CPPA)
Energy Procurement Report (Provisional)
For the Month of June 2022

S No.	Power Producers	Fuel	Dep. Capacity (MW)	Energy KWh	Fuel Charges Rs.	VO&M Charges Rs.	EPP Billing month (Rs.)	Prev. Adjustment in Fuel Cost (Rs.)	Prev. Adjustment in VO&M (Rs.)	Prev. Adjustment in EPP Total Rs.	Supp. Charges	Total Fuel Cost Rs.	Total VO&M Rs.	Total Energy Cost (Rs.)	
32	Master Green Energy Limited	Wind	50	23,935,820	-	-	-	-	-	-	-	-	-	-	
33	Lucky Renewables (Private) Limited	Wind	50	25,032,120	-	-	-	-	-	-	-	-	-	-	
34	ACT2 DIN Wind (Pvt) Ltd.	Wind	50	25,581,560	-	-	-	-	-	-	-	-	-	-	
35	Artistic Wind Power (Pvt) Ltd.	Wind	50	24,882,600	-	-	-	-	-	-	-	-	-	-	
36	Indus Wind Energy Ltd.	Wind	50	26,615,760	-	-	-	-	-	-	-	-	-	-	
37	Lakeside Energy Limited	Wind	50	25,298,800	-	-	-	-	-	-	-	-	-	-	
38	Liberty Wind Power-Ltd.	Wind	50	23,598,180	-	-	-	-	-	-	-	-	-	-	
39	DIN Energy Ltd.	Wind	50	24,149,450	-	-	-	-	-	-	-	-	-	-	
40	Gul Ahmed Electric Limited	Wind	50	25,966,230	-	-	-	-	-	-	-	-	-	-	
41	Zhenfa Pakistan New Energy Company Limited	Solar	50	22,175,000	-	-	-	-	-	-	-	-	-	-	
42	Liberty Wind Power-II (Pvt.) Ltd.	Wind	100	23,648,790	-	-	-	-	-	-	-	-	-	-	
43	NASDA Green Energy Limited	Wind	50	25,496,730	-	-	-	-	-	-	-	-	-	-	
44	Metro Wind Power Limited	Wind	50	33,779,730	-	-	-	-	-	-	-	-	-	-	
45	SPPs	Mixed	257	9,865,250	46,406,333	-	46,406,333	-	-	-	-	46,406,333	-	46,406,333	
Sub-Total			2,643	907,730,035	46,406,333	-	46,406,333	-	-	-	-	46,406,333	-	46,406,333	
G-Total:			39,427	13,876,142,504	204,236,728,857	4,989,656,699	209,226,385,556	10,430,434,730	28,051,132	10,458,485,862	46,403,038	214,713,566,624	5,017,707,831	219,731,274,456	
Summary															
1	Hydel			3,361,211,902	-	269,707,015	269,707,015	-	2,251,946	2,251,946	-	-	271,958,961	271,958,961	
2	Coal			1,883,126,500	39,183,458,994	1,027,628,806	40,211,087,801	1,082,938,499	15,954,481	1,098,892,980	-	40,266,397,494	1,043,583,287	41,309,980,780	
3	HSD			-	-	-	-	282,057,042	-	282,057,042	-	-	-	282,057,042	
4	F.O.			1,454,041,659	52,639,793,353	1,392,034,163	54,031,827,516	5,456,668,497	(2,231,049)	5,454,437,447	-	58,096,461,849	1,389,803,114	59,486,264,963	
5	Gas			1,479,323,279	13,205,102,088	865,743,274	13,870,845,362	(30,228,405)	(725,315)	(30,953,720)	46,403,038	13,221,276,721	665,017,959	13,886,294,680	
6	RLNG			3,390,537,318	96,234,525,278	1,565,233,463	97,799,758,740	3,487,469,221	(1,726,329)	3,485,742,892	-	99,721,994,499	1,563,507,134	101,285,501,633	
6	Nuclear			1,265,666,000	1,423,114,693	-	1,423,114,693	149,062,065	-	149,062,065	-	1,572,176,758	-	1,572,176,758	
7	Import from Iran			51,493,800	1,007,733,666	-	1,007,733,666	2,467,811	-	2,467,811	-	1,010,201,477	-	1,010,201,477	
8	Wind Power			811,593,115	-	-	-	-	-	-	-	-	-	-	
9	Solar			86,271,670	-	-	-	-	-	-	-	-	-	-	
10	Bi-gas			83,012,011	496,594,452	69,309,978	565,904,430	(0)	14,527,399	14,527,399	-	496,594,452	83,837,377	580,431,829	
11	Mixed			9,865,250	46,406,333	-	46,406,333	-	-	-	-	46,406,333	-	46,406,333	
Totals For The month				13,876,142,504	204,236,728,857	4,989,656,699	209,226,385,556	10,430,434,730	28,051,132	10,458,485,862	46,403,038	214,713,566,624	5,017,707,831	219,731,274,456	
Prev. Adjustments :				(439,086)	10,476,837,768	28,051,132	10,504,888,900	-	-	-	-	-	-	-	-
GRAND TOTALS :				13,875,703,418	214,713,566,624	5,017,707,831	219,731,274,456	-	-	-	-	-	-	-	-

Energy Cost (Rs.)	214,713,566,624	5,017,707,831	219,731,274,456
Cost not chargeable to DISCOs (Rs.)	1,279,780,603	-	1,279,780,603
EPP (Chargeable) (Rs.)	213,433,786,021	5,017,707,831	218,451,493,853
Energy Sold (KWh)	13,471,048,357	13,471,048,357	13,471,048,357
Avg. Rate (Rs./KWh)	15.8439	0.3725	16.2164
Reference Rate (Rs./KWh)	5.9344		
FCA Rate (Rs./KWh)	9.9095		

CENTRAL POWER PURCHASING AGENCY (CPPA)
Detail Breakup of FCC Claimed
For the Month of June 2022

S.No.	Power Producer	Fuel	Dep. Capacity (MW)	Energy KWh	Fuel Cost component as determined by Authority (Rs./kWh)	Fuel Cost as per NEPRA Approved Rate (Rs.)	Heat Degradation Factor (Dh) Rs.	Load Correction Factor (kL) Rs.	Any other Cost as per PPA (Rs.)	Fuel Charges Rs.	
				A							B
1	Foundation Power Company Daharki Ltd.	Gas	171	108,399,796	6.6297	718,658,129	30,183,641	4,747,728	-	753,589,498	
2	Orient Power Company (Private) Limited	RLNG	213	115,482,529	29.5253	3,409,656,321	106,381,277	94,720,017	-	3,610,757,615	
3	Saif Power Limited	RLNG	204	114,581,415	29.5280	3,383,360,008	69,328,122	117,625,644	-	3,570,313,775	
4	Engro Powergen Qadirpur Limited	Gas	213	79,508,946	7.9168	629,454,168	9,441,812	54,398,092	-	693,294,072	
5	Sapphire Electric Company Limited	RLNG	203	116,012,020	29.5253	3,425,289,680	106,869,024	109,776,608	-	3,641,935,312	
6	Halmore Power Generation Company Limited	RLNG	199	108,326,203	29.5270	3,198,547,796	98,515,272	73,472,655	-	3,370,535,723	
7	Uch-II Power (Pvt) Limited	Gas	381	247,374,946	7.6673	1,896,701,983	62,591,165	3,208,671	-	1,962,501,819	
8	Quaid-e-Azam Thermal Power (Pvt) Limited	RLNG	1,180	666,833,000	24.5396	16,363,815,087	324,003,539	1,226,058,501	-	17,913,877,127	
9	National Power Parks Management Company Private	RLNG	2,550	1,513,462,900	24.3946	36,920,321,228	704,919,548	1,800,280,407	-	39,425,521,183	
16	Port Qasim Electric Power Company (Pvt) Limited	RLNG	1,320	325,737,000	24.6927	8,043,338,214	174,510,317			8,217,848,531	
IPPs Total:-			6,634	3,395,718,755		77,989,142,615	1,686,743,717	3,484,288,323	-	83,160,174,655	

Detail Of Energy Imported From Small Power Producers					
DISCO	Captive	Contract Capacity (MW)	Description	June, 2022	Rate (Rs./KWh)
MEPCO	Kumhar Wala Power House-I	5.00	Energy	657,550	
			Cost (Rs.)	-	
	DISCO's Total:-	5.00	Energy	657,550	-
			Cost (Rs.)	-	
HESCO	Thatta Power (Pvt.) Ltd.,	18.80	Energy	812,500.00	5.04
			Cost (Rs.)	4,094,958	
	Lucky Cement Factory Ltd., N-Abad	20.00	Energy	8,395,200	5.04
			Cost (Rs.)	42,311,375	
	DISCO's Total:-	56.80	Energy	9,207,700	5.04
			Cost (Rs.)	46,406,333	
G-Total		61.80	Energy	9,865,250	4.70
			Cost (Rs.)	46,406,333	