

Islamabad, December 16, 2022

18/12/22
Chairman
- m (Tech)
- m (Lr)
- m (CT)

The Registrar

National Electric Power Regulatory Authority
NEPRA Tower, Attaturk Avenue (East)
Sector G-5/1, Islamabad

Dir (DISCS)

Subject: FEDERAL GOVERNMENT MOTION WITH RESPECT TO RECOMMENDATION OF CONSUMER END TARIFF FOR K-ELECTRIC LIMITED, UNDER SECTION 7 & 31 OF REGULATION, GENERATION, TRANSMISSION AND DISTRIBUTION OF ELECTRIC POWER ACT, 1997 (THE "ACT") READ WITH RULE 17 OF THE NEPRA TARIFF (STANDARDS AND PROCEDURES) RULES, 1998 (THE "RULES")

1. National Electric Power Regulatory Authority (the "Authority") determined the Multi Year Tariff vide its decision dated July 05, 2018, for K-Electric Limited (KE) duly notified by the Federal Government on May 22, 2019. Subsequently, various quarterly tariff adjustments for KE were determined by the Authority. The last quarterly adjustment was notified by Federal Government vide SRO 1037(I)/2020 as amended vide SRO Nos. 192(I)/2021, 1429(I)/2021, 1004(I)/2022, 1175(I)/2022, 1419(I)/2022 and 2041(I)/2022 to maintain uniform tariff in the Country.

2. The Authority has determined Periodic Adjustment in Tariff for the 4th Quarter of FY 2021-22 for XWDISCOs for four months period and same has been notified vide SRO No. 1932(I)/2022 dated 20th October 2022 (Annex-I).

3. In accordance with the National Electricity Policy, 2021, the Government may maintain a uniform consumer-end tariff for K-Electric and state-owned distribution companies (even after privatization) through incorporation of direct / indirect subsidies. Accordingly, KE applicable uniform variable charge is also required to be modified so as to recover the revenue requirements of KE, determined by the Authority consistent with the XWDISCOs (Annex-II). The same has been approved by the Federal Government and it was decided that the same be submitted to the Authority for consideration in terms of the provisions of the Act (Annex-III).

4. In light of the above, instant Motion is being filed by the Federal Government with respect to Consumer End Tariff Recommendations of KE, under section 7, 31 (4) and 31 (7) of the Act read with Rule 17 of the Rules so as to reconsider and issue for KE, modified uniform variable charge, to maintain uniform tariff across the country, to recover the revenue requirements of KE determined by the Authority keeping in view the proposed targeted subsidy and cross subsidies.

5. The Authority is, accordingly, requested to issue separate SoT with prospective application of applicable uniform rates after incorporating tariff rationalization (Annex-II). Such adjustment shall be applicable on the consumption of October 2022, November 2022, December 2022 and January 2023 to be recovered from consumers in January 2023, February 2023, March 2023 and April 2023 respectively.

6. That for the purposes of this motion it is requested that a hearing be provided for the purposes of providing detailed submissions. The Authority is also requested to condone the delay, if any, in filing this request under section 31 of the Act.

S. M. Mateen Ahmed
SYED MATEEN AHMED
Addl. Dir/SO (Tariff)

REGISTRAR OFFICE
Diary No: 13285
Date: 16-12-22

Tariff Division Record
7431
19-12-22



REGISTRAR

National Electric Power Regulatory Authority
Islamic Republic of Pakistan

NEPRA Tower, G-5/1, Attaturk Avenue, Islamabad

Phone: 9206500, Fax: 2600026

Website: www.nepra.org.pk, Email: info@nepra.org.pk

No. NEPRA/TRF-Notifications/QA/20473


October 20, 2022

The Manager
Printing Corporation of Pakistan Press (PCPP)
Khayaban-e-Suharwardi,
Islamabad

Subject: **NOTIFICATION REGARDING DECISION OF THE AUTHORITY IN THE
MATTER OF REQUESTS FILED BY XWDISCOS FOR PERIODIC
ADJUSTMENT IN TARIFF FOR THE 4th QUARTER OF FY 2021-22**

Pursuant to Proviso (ii) of Section 31(7) of the Regulation of Generation, Transmission and Distribution of Electric Power Act, 1997 (XL of 1997) (NEPRA Act), as amended through Act No XIV of 2021 dated 10-08-2021; enclosed please find herewith '*Decision of the Authority in the matter of Requests filed by XWDISCOs for Periodic Adjustment in Tariff for the 4th Quarter of FY 2021-22*' for immediate publication in the official Gazette of Pakistan. Please also furnish thirty five (35) copies of the Notification to this Office after its publication.

Encl: Notification (13 Pages) & CD


20 X 22
(Syed Safer Hussain)

National Electric Power Regulatory Authority

NOTIFICATION

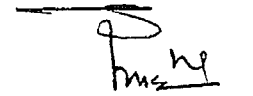



Islamabad, the 20th day of Oct, 2022

S.R.O. 1932 (I)/2022.- In pursuance of Proviso (ii) to Sub-Section 7 of Section 31 of the Regulation of Generation, Transmission and Distribution of Electric Power Act, 1997 (XL of 1997), NEPRA hereby notifies decision alongwith Category-wise uniform quarterly adjustments for the 4th Quarter of FY 2021-22 of XWDISCOs. The category wise component of the allowed quarterly adjustment of each XWDISCO alongwith the uniform rate is attached as **Annex-A**. The complete Decision of the Authority in the matter of Requests filed by XWDISCOs for Periodic Adjustment in Tariff for the 4th Quarter of FY 2021-22 already intimated to the Ministry of Energy (Power Division) on October 14, 2022, is notified for recovery in four (04) months period w.e.f. October 1, 2022.

2. While effecting the Decision, the concerned entities including Central Power Purchasing Agency Guarantee Limited (CPPAGL) shall keep in view and strictly comply with the orders of the courts notwithstanding this Decision.

[Case No. NEPRA/TRF-100]


20 x 22


(Syed Safer Hussain)
Registrar




DECISION OF THE AUTHORITY IN THE MATTER OF REQUESTS FILED BY XWDISCOs FOR PERIODIC ADJUSTMENT IN TARIFF FOR THE 4th QUARTER OF FY 2021-22

1. The Authority determined Tariff for XWDISCOs for the FY 2018-19 & FY 2019-20, individually under the Single Year Tariff Regime (SYT). For XWDISCOs under the Multi Year Tariff (MYT) regime, i.e. FESCO, LESCO and IESCO, the Authority as per the mechanism prescribed in their MYT determinations issued decision regarding adjustment in tariff component for the FY 2019-20. The said decisions were intimated to the Federal Government for notification in the official Gazette.
2. The Federal Government, against the aforementioned determinations/decisions, filed a motion dated January 21, 2021, under Section 7, 31(4) and 31(7) of the NEPRA Act 1997 read with Rule 17 of the NEPRA (Tariff Standards and Procedure) Rules, 1998 for recommendation of uniform consumer end tariff at national level, which was decided by the Authority on February 12, 2021. The uniform tariff so determined by the Authority was notified by the Federal Government vide SRO.182(I)/2021 to SRO.191(I)/2021 dated February 12, 2021, to be effective from February 12, 2021.
3. Based on the adjustment mechanism, as prescribed in the notified tariff, NEPRA has already determined quarterly adjustments of XWDISCOs till March 2022.
4. XWDISCOs, now in line with the prescribed quarterly adjustment mechanism, have filed their adjustment requests on account of variation in PPP, including impact of T&D losses etc., for the 4th quarter of the FY 2021-22 i.e. from April to June 2022, as summarized below including addendums submitted subsequently;

Rs.Mln

XWDISCOs	Capacity Purchase Price	Variable O&M	UOSC & MoF	Impact of T&D losses on monthly FCA	Impact of Discounted rate on Incremental Sales	Total
IESCO	5,706	(198)	1,377	2,269	(425)	8,729
LESCO	12,448	(280)	3,217	5,708	(3,277)	17,816
GEPCO	6,210	(159)	1,534	2,673	(1,001)	9,257
FESCO	7,706	(247)	2,072	3,584	(1,492)	11,624
MEPCO	10,413	(363)	2,818	7,458	(796)	19,530
PESCO	4,727	(193)	1,576	6,895	(731)	12,274
HESCO	2,985	(88)	136	2,473	(206)	5,298
QESCO	531	(108)	550	2,250	(60)	3,163
SEPCO	904	(75)	373	1,922	(130)	2,995
TESCO	3,628	(34)	514	472	(119)	4,461
Total	55,258	(1,745)	14,167	35,704	(8,237)	95,148


5. Although, the proposed quarterly adjustments are formula based and as per the already prescribed mechanism but the impact of any such adjustments has to be made part of the consumer end tariff, hence, the Authority, in order to provide an opportunity of hearing to all the concerned and meet the ends of natural justice, decided to conduct a hearing on the issue.



H. S. Malik 9



6. Hearing in matter was scheduled on September 06, 2022, for which advertisement was published in newspapers on August 23, 2022 and separate notices were also sent on August 25, 2022, to the stakeholders for inviting comments from the interested/ affected parties. Salient features of the proposed adjustments along-with adjustment request of all DISCOs were uploaded on NEPRA's Website for information of all concerned. Hearing was held as per the Schedule on 06.09.2022, which was attended by XWDISCOs, CPPA-G, and other stakeholders including General public and media.
7. In order to work out the instant quarterly adjustments of XWDISCOs, the Authority has obtained details of actual Power Purchase cost billed by CPPA-G to DISCOs for the relevant period. CPPA-G provided the information for the 4th quarter of the FY 2021-22 i.e. April to June 2022 2022, and also certified that;
 - a. **2002 Power Policy Plants**
 - i. Invoices of all Capacity Purchase have been processed in accordance with rates, Terms & Conditions as determined by NEPRA. Payments related to periodical adjustments are also made as per decision of NEPRA.
 - ii. The above statement is true, based on facts and from verifiable documentary evidences. In case of any deviation/variation observed if not rectified at later stage, CPPA-G will be responsible for the consequences arising out of any misstatement under NEPRA Act.
 - b. **1994 Power Policy Plants**
 - i. Invoices of all Capacity Purchase have been made strictly in accordance with the rates, terms & conditions as stipulated in the respective Power Purchase Agreement.
 - ii. All payments to IPPs are being made after observing all formalities provided in the respective Power Purchase Agreement.
 - iii. The above statement is true, based on facts and from verifiable documentary evidences. In case of any deviation/variation observed if not rectified at later stage, CPPA-G will be responsible for the consequences arising out of any misstatement under NEPRA Act and its Rules & Regulations.
8. Accordingly for the purpose of determination of quarterly adjustment for the 4th quarter of FY 2021-22, the information submitted by CPPA-G along-with certification given by CPPA-G has been relied upon. The plant wise detail of capacity charges and utilization factors for the quarter April to June 2022 2022, as provided by CPPA-G is attached as **Annex-B** with the instant decision. In case of any variation, error, omission or misstatement found out at a later stage, CPPA-G shall be responsible and the same would adjusted in the subsequent quarterly adjustments.
9. The Authority observed that vide its decision dated December 01, 2020, while approving the Motion filed by the Ministry of Energy (Power Division) with respect to recommendations of Support Package for Additional Consumption and Abolishment of Time of Use Tariff Scheme for Industrial Consumers of XWDISCOs, whereby a rate of Rs.12.96/kWh was allowed for B1, B2, B3 and B4 consumers w.e.f. 1st November 2021 to 31st October 2023, it was decided that;






"...in future in order to streamline its approach with the proposal, the Authority has decided to modify its calculations methodology for subsequent periodic adjustments.

No Quarterly adjustments would be passed on to B1, B2, B3 and B4 industrial consumers to the extent of incremental sales till continuation of the instant package, as the capacity charges would be actualized from the previous level of corresponding months sales"

10. Similarly the Authority vide its decision dated November 03, 2021, regarding Motion filed by the Federal Government with respect to Winter Incentive Package for Electricity Consumers on Incremental Consumption of XWDISCOs & K-Electric has also decided as under;

"No quarterly adjustments would be applicable on incremental consumption."

11. In view of the above, submissions of CPPA-G and earlier decisions of the Authority, the Authority has decided to work out the quarterly adjustment based on net units, i.e. units purchased for Industrial incremental sales have not been included while working out the quarterly adjustments. Accordingly, the cost recovered on such incremental units over and above the Fuel cost i.e. (Rs.12.96 less Reference Fuel Cost for each month) has been adjusted from the quarterly adjustments worked out based on net units. Accordingly, the Prior Year Adjustment (PYA) as well as sales mix for the period would be worked out based on net units i.e. excluding units purchased for Industrial incremental sales. Thus, no further adjustment would be allowed for such units purchased.
12. CPPA-G, in the costs billed to DISCOs for the 4th quarter of the FY 2021-22, has included negative legal charges of Rs.0.534 million as part of capacity charges. CPPA-G vide its letter dated August 03, 2022, also requested to allow Rs.546.09 million on account of Legal charges disallowed by the Authority in previous quarters as detailed below;



Period	Disallowed Amount (In million)	Status
FY 2019-20 2 nd Quarter to 2020-21 4 th Quarter	455.11	Disallowed
FY 2021-22 1 st Quarter	52.32	Disallowed
FY 2021-22 (2 nd Quarter)	5.56	Disallowed
FY 2021-22 (3 rd Quarter)	33.10	Disallowed
Total	546.09	Disallowed

13. CPPA-G submitted that it is engaged in Local & International legal proceedings in its capacity as agent of DISCOs, the litigation charges incurred by CPPA-G on behalf of DISCOs are passed on to DISCOs in accordance with the Article III of Power Procurement Agency Agreement (PPAA) between CPPA-G and DISCOs dated June 03, 2015.
14. Here it is also pertinent to mention that the Authority in the determinations of CPPA-G Market Operation fee observed that CPPA-G reflects the costs incurred on account of legal / litigation

Handwritten signature and number 7




charges in the capacity costs billed to DISCOs. In view thereof, CPPA-G was directed to include the said cost in its market operation fees and got it approved from the Authority. The Authority, being consistent with its earlier direction in the matter, has decided not to include the amount of legal charges requested for 4th Quarter negative amount of Rs.0.534 million and positive amount of Rs.546.09 million for previous quarters on the same account, in the instant quarterly adjustments.

15. It is also noted that CPPA-G in its data has included amount of Rs.227 million on account of capacity charges of KAPCO. The Authority noted that KAPCO's PPA was amended by CPPA-G, wherein it has been agreed that plant will be operated without payment of capacity charges from July 2021 onward and only energy charges would be paid. Upon inquiry from CPPA-G regarding inclusion of capacity charges of Rs.227 million of KAPCO, it has been submitted that claimed cost is on account of trueing up of costs pertaining to previous periods as per the PPA. CPPA-G, although provided some detail in this regard, however, the Authority has decided to provisionally not consider the claimed amount of KAPCO and would consider the same, in the subsequent quarterly adjustments, once it is verified. Accordingly the impact of same has been deducted from the claim of XWDISCOs.
16. Based on the discussion made in the above paragraphs and after considering the aforementioned adjustments, the Authority has determined a positive adjustment of Rs.93,957 million on account of variation in Capacity charges, Variable O&M, additional recovery on Incremental sales, Use of System Charges, Market Operator Fee and FCA impact on T&D losses for the 4th quarter of FY 2021-22 as shown hereunder;

Description	Unit	JESCO	TESCO	CEFCO	PESCO	MEPCO	PPSCO	DISCO	QESCO	SEPCO	TPSCO	Total
FCA Impact of T&D Losses	Rs. Min	2,268	5,705	2,671	3,570	7,458	6,891	2,471	2,249	1,921.39	472	35,676
V. O&M	Rs. Min	(198)	(280)	(159)	(214)	(363)	(193)	(88)	(108)	(75.07)	(24)	(1,701)
Capacity Charges	Rs. Min	5,446	11,834	5,341	7,316	10,413	4,727	2,856	392	806.66	3,628	53,359
UOSC/MoF	Rs. Min	1,377	3,217	1,534	2,072	2,818	1,576	904	550	529.94	515	15,095
Recovery of PPP on Incremental Units	Rs. Min	(425)	(3,277)	(1,001)	(1,488)	(796)	(731)	(206)	(60)	(130.16)	(130)	(8,245)
Total Under / (Over) Recovery	Rs. Min	8,468	17,199	8,987	11,256	19,530	12,270	5,936	3,024	3,083	4,461	94,183
KAPCO Charges	Rs. Min	22.49	49.07	23.54	30.26	38.98	25.82	12.83	10.47	8.08	5.06	227
Legal Charges	Rs. Min	(0.05)	(0.11)	(0.06)	(0.07)	(0.09)	(0.06)	(0.03)	(0.02)	(0.02)	(0.01)	(0.53)
Total Under / (Over) Recovery	Rs. Min	8,445	17,150	8,963	11,226	19,491	12,244	5,924	3,013	3,045	4,456	93,957

17. Here it is pertinent to mention that Ministry of Energy vide letter 08.09.2022, has requested the following;
- To apply the Quarterly adjustments for Quarter 4 of FY 2022 in Four months period from October to January 2023, by maintain the existing GoP notified SoT for Q-4 FY 20, Q-1,2 &3 FY 21 and Q-2 FY 22 expiring in September 2022.
 - To notify the decision w.e.f. October 01, 2022.
18. The Authority has considered the request of the Ministry of Energy. The Authority noted that as per the earlier practice, the recovery of Quarterly adjustment from consumers was being made in three (03) months period, in order to ensure timely recovery of allowed cost. However, since



Handwritten signature and initials




Decision of the Authority in the matter of requests filed by XWDISCOs regarding periodic adjustment in the Tariff

the MoE itself has requested to allow recovery of the 4th Quarterly adjustment in a period of four (04) months, therefore, the Authority has decided to accept this request of the MoE.

19. Similarly, the Authority has also decided to accept the request of the MoE to maintain the existing GoP notified Schedule of Tariff (SoT) i.e. for the 4th Quarter of FY 20, 1st, 2nd & 3rd Quarter of FY 21 and 2nd Quarter of FY 22, expiring in September 2022, for the purpose of recovery of 4th quarterly adjustment of FY 2021-22. This is being done in the interest of the consumer as the instant determined 4th Quarterly adjustment will only replace the existing applicable Quarterly adjustment rates and there will be no additional burden on the consumers.
20. Here it is pertinent to mention that as per earlier practice, and the fact that the adjustment is made in the already notified Uniform tariff, the Authority beside determination of DISCO wise rate of quarterly adjustment, also determines a uniform rate for the quarterly adjustments to be charged from the consumers. However, keeping in view the aforementioned request of the MoE to maintain the existing GoP notified SoTs, the Authority has only determined the DISCO wise rate for the 4th quarterly adjustments of FY 2021-22, as mentioned below;

Description	Unit	ESDD	DISCO	QPCO	PKSCO	MEPCO	DISCO	ISACO	QESCO	SIPO	DISCO	Total
FCA Impact of T&D Losses	Rs. Min	2,268	5,705	2,671	3,570	7,458	6,891	2,471	2,249	1,921.39	472	35,676
V. O&M	Rs. Min	(198)	(280)	(159)	(214)	(363)	(192)	(88)	(108)	(75.07)	(24)	(1,701)
Capacity Charges	Rs. Min	5,446	11,834	5,941	7,316	10,413	4,727	2,856	392	806.66	3,628	53,359
UCOS/MoF	Rs. Min	1,377	3,217	1,534	2,072	2,818	1,576	904	550	529.94	515	15,093
Recovery of PPP on Incremental Units	Rs. Min	(425)	(3,277)	(1,001)	(1,488)	(796)	(731)	(206)	(60)	(130.16)	(130)	(8,245)
Total Under / (Over) Recovery	Rs. Min	8,468	17,199	8,987	11,256	19,530	12,270	5,936	3,024	3,053	4,461	94,183
XAPCO Charges	Rs. Min	22.49	49.07	23.54	30.26	38.98	25.82	12.83	10.47	8.08	5.06	227
Legal Charges	Rs. Min	(0.05)	(0.11)	(0.06)	(0.07)	(0.09)	(0.06)	(0.03)	(0.02)	(0.02)	(0.01)	(0.53)
Total Under / (Over) Recovery	Rs. Min	8,445	17,150	8,963	11,226	19,491	12,244	5,924	3,013	3,045	4,456	93,957
Projected Sales for 4 months (excluding Life Line sales)	GWh	3,057	6,394	2,770	3,801	4,195	3,591	1,137	1,803	793	740	
Per Unit Impact	Rs./kWh	2.7626	2.6820	3.2356	2.9531	4.6464	3.4100	5.2109	1.6715	3.8409	6.0212	

21. Here it is pertinent to mention that the Authority is cognizant of the fact that by maintaining the existing rates for recovery of the 4th quarterly adjustment may result in under/over recovery of the determined amount, therefore, such under/over recovery would be accounted for in subsequent tariff decisions of XWDISCOs.
22. In view thereof, the Authority hereby allows the positive quarterly adjustments of Rs.93,957 million pertaining to the 4th quarter of the FY 2021-22, to be recovered from the consumers in a period of 04 months w.e.f. 01.10.2022, as per the category wise rates mentioned in the SoT attached herewith as Annex-A.
23. Here it is pertinent to mention that no Quarterly adjustments would be passed on to B1, B2, B3 and B4 industrial consumers to the extent of incremental sales till continuation of the package, in line with the Authority's decision dated 01.12.2020.
24. The instant decision along-with Annexures attached herewith, is being intimated to the Federal Government, prior to its notification in the official Gazette as per Section 31 (7) of the NEPRA Act.




Handwritten signature/initials




Decision of the Authority in the matter of requests filed by XWDISCOs regarding periodic adjustment in the Tariff


24. The instant decision along-with Annexures attached herewith, is being intimated to the Federal Government, prior to its notification in the official Gazette as per Section 31 (7) of the NEPRA Act.


AUTHORITY


Rafique Ahmed Shaikh
Member


Engr. Maqsood Anwar Khan
Member





Tauseef H. Farooq
Chairman


14 X 22

DISCO wise and National Average Uniform determined 4th Quarterly Adjustment of FY 2021-22

Description	IESCO	FESCO	LESCO	MEPCO	GEPCO	PESCO	HESCO	SEPCO	QESCO	TESCO	Uniform National Average Determined tariff Quarterly Adjustment for the FY 2021-22	
	Variable Charges Rs./kWh	Variable Charges Rs./kWh	Variable Charges Rs./kWh	Variable Charges Rs./kWh	Variable Charges Rs./kWh	Variable Charges Rs./kWh	Variable Charges Rs./kWh	Variable Charges Rs./kWh	Variable Charges Rs./kWh	Variable Charges Rs./kWh	Variable Charges Rs./kWh	
Residential												
For peak load requirement less than 5 kW												
Protected	Up to 50 Units - Life Line											
	51-100 units - Life Line											
Un-Protected	01-100 Units	2.76	2.95	2.68	4.65	3.24	3.41	5.21	3.84	1.67	6.02	1.4874
	101-200 Units	2.76	2.95	2.68	4.65	3.24	3.41	5.21	3.84	1.67	6.02	1.4874
	01-100 Units	2.76	2.95	2.68	4.65	3.24	3.41	5.21	3.84	1.67	6.02	1.4874
	101-200 Units	2.76	2.95	2.68	4.65	3.24	3.41	5.21	3.84	1.67	6.02	1.4874
	201-300 Units	2.76	2.95	2.68	4.65	3.24	3.41	5.21	3.84	1.67	6.02	1.4874
	301-400 Units	2.76	2.95	2.68	4.65	3.24	3.41	5.21	3.84	1.67	6.02	3.2116
	401-500 Units	2.76	2.95	2.68	4.65	3.24	3.41	5.21	3.84	1.67	6.02	3.2116
	501-600 Units	2.76	2.95	2.68	4.65	3.24	3.41	5.21	3.84	1.67	6.02	3.2116
	601-700 Units	2.76	2.95	2.68	4.65	3.24	3.41	5.21	3.84	1.67	6.02	3.2116
	Above 700 Units	2.76	2.95	2.68	4.65	3.24	3.41	5.21	3.84	1.67	6.02	3.2116
For peak load requirement exceeding 5 kW												
	Time of Use (TOU) - Peak	2.76	2.95	2.68	4.65	3.24	3.41	5.21	3.84	1.67	6.02	3.2116
	Time of Use (TOU) - Off-Peak	2.76	2.95	2.68	4.65	3.24	3.41	5.21	3.84	1.67	6.02	3.2116
	Temporary Supply	2.76	2.95	2.68	4.65	3.24	3.41	5.21	3.84	1.67	6.02	4.4547
Total Residential												
Commercial - A2												
	For peak load requirement less than 5 kW	2.76	2.95	2.68	4.65	3.24	3.41	5.21	3.84	1.67	6.02	2.5847
	For peak load requirement exceeding 5 kW											
	Regular	2.76	2.95	2.68	4.65	3.24	3.41	5.21	3.84	1.67	6.02	4.4547
	Time of Use (TOU) - Peak	2.76	2.95	2.68	4.65	3.24	3.41	5.21	3.84	1.67	6.02	4.4547
	Time of Use (TOU) - Off-Peak	2.76	2.95	2.68	4.65	3.24	3.41	5.21	3.84	1.67	6.02	4.4547
	Temporary Supply	2.76	2.95	2.68	4.65	3.24	3.41	5.21	3.84	1.67	6.02	4.4547
	Electric Vehicle Charging Station	2.76	2.95	2.68	4.65	3.24	3.41	5.21	3.84	1.67	6.02	4.4547
Total Commercial												
General Services-A3												
		2.76	2.95	2.68	4.65	3.24	3.41	5.21	3.84	1.67	6.02	4.4547
Industrial												
	B1	2.76	2.95	2.68	4.65	3.24	3.41	5.21	3.84	1.67	6.02	4.4547
	B1 Peak	2.76	2.95	2.68	4.65	3.24	3.41	5.21	3.84	1.67	6.02	4.4547
	B1 Off Peak	2.76	2.95	2.68	4.65	3.24	3.41	5.21	3.84	1.67	6.02	4.4547
	B2	2.76	2.95	2.68	4.65	3.24	3.41	5.21	3.84	1.67	6.02	4.4547
	B2 - TOU (Peak)	2.76	2.95	2.68	4.65	3.24	3.41	5.21	3.84	1.67	6.02	4.4547
	B2 - TOU (Off-peak)	2.76	2.95	2.68	4.65	3.24	3.41	5.21	3.84	1.67	6.02	4.4547
	B3 - TOU (Peak)	2.76	2.95	2.68	4.65	3.24	3.41	5.21	3.84	1.67	6.02	4.4547
	B3 - TOU (Off-peak)	2.76	2.95	2.68	4.65	3.24	3.41	5.21	3.84	1.67	6.02	4.4547
	B4 - TOU (Peak)	2.76	2.95	2.68	4.65	3.24	3.41	5.21	3.84	1.67	6.02	4.4547
	B4 - TOU (Off-peak)	2.76	2.95	2.68	4.65	3.24	3.41	5.21	3.84	1.67	6.02	4.4547
	Temporary Supply	2.76	2.95	2.68	4.65	3.24	3.41	5.21	3.84	1.67	6.02	4.4547
Total Industrial												
Single Point Supply												
	C1(a) Supply at 400 Volts-less than 5 kW	2.76	2.95	2.68	4.65	3.24	3.41	5.21	3.84	1.67	6.02	4.4547
	C1(b) Supply at 400 Volts-exceeding 5 kW	2.76	2.95	2.68	4.65	3.24	3.41	5.21	3.84	1.67	6.02	4.4547
	Time of Use (TOU) - Peak	2.76	2.95	2.68	4.65	3.24	3.41	5.21	3.84	1.67	6.02	4.4547
	Time of Use (TOU) - Off-Peak	2.76	2.95	2.68	4.65	3.24	3.41	5.21	3.84	1.67	6.02	4.4547
	C2 Supply at 11 kV	2.76	2.95	2.68	4.65	3.24	3.41	5.21	3.84	1.67	6.02	4.4547
	Time of Use (TOU) - Peak	2.76	2.95	2.68	4.65	3.24	3.41	5.21	3.84	1.67	6.02	4.4547
	Time of Use (TOU) - Off-Peak	2.76	2.95	2.68	4.65	3.24	3.41	5.21	3.84	1.67	6.02	4.4547
	C3 Supply above 11 kV	2.76	2.95	2.68	4.65	3.24	3.41	5.21	3.84	1.67	6.02	4.4547
	Time of Use (TOU) - Peak	2.76	2.95	2.68	4.65	3.24	3.41	5.21	3.84	1.67	6.02	4.4547
	Time of Use (TOU) - Off-Peak	2.76	2.95	2.68	4.65	3.24	3.41	5.21	3.84	1.67	6.02	4.4547
Total Single Point Supply												
Agricultural Tube-wells - Tariff D												
	Scarp	2.76	2.95	2.68	4.65	3.24	3.41	5.21	3.84	1.67	6.02	4.4547
	Time of Use (TOU) - Peak	2.76	2.95	2.68	4.65	3.24	3.41	5.21	3.84	1.67	6.02	4.4547
	Time of Use (TOU) - Off-Peak	2.76	2.95	2.68	4.65	3.24	3.41	5.21	3.84	1.67	6.02	4.4547
	Agricultural Tube-wells	2.76	2.95	2.68	4.65	3.24	3.41	5.21	3.84	1.67	6.02	4.1447
	Time of Use (TOU) - Peak	2.76	2.95	2.68	4.65	3.24	3.41	5.21	3.84	1.67	6.02	4.1447
	Time of Use (TOU) - Off-Peak	2.76	2.95	2.68	4.65	3.24	3.41	5.21	3.84	1.67	6.02	4.1447
Total Agricultural												
	Public Lighting - Tariff G	2.76	2.95	2.68	4.65	3.24	3.41	5.21	3.84	1.67	6.02	4.4547
	Residential Colonies	2.76	2.95	2.68	4.65	3.24	3.41	5.21	3.84	1.67	6.02	4.4547
	Railway Traction	2.76	2.95	2.68	4.65	3.24	3.41	5.21	3.84	1.67	6.02	4.4547
	Tariff K - A/K	2.76	2.95	2.68	4.65	3.24	3.41	5.21	3.84	1.67	6.02	4.4547
	Time of Use (TOU) - Peak	2.76	2.95	2.68	4.65	3.24	3.41	5.21	3.84	1.67	6.02	4.4547
	Time of Use (TOU) - Off-Peak	2.76	2.95	2.68	4.65	3.24	3.41	5.21	3.84	1.67	6.02	4.4547
	Tariff X - Rawat Lab	2.76	2.95	2.68	4.65	3.24	3.41	5.21	3.84	1.67	6.02	4.4547


This tariff shall remain applicable for the period of four months from the date of notification



N. K. Z. Math

Plant Wise Capacity Summary Q-4 (FY 2021-22)

Sr. No.	Power Producers	Capacity including WHT, WPPF, Insurance etc.	Factors (KT/Do/PwF/Adj)	Total
1	ACT Wind (Pvt) Limited	812,809,331		812,809,331
2	AJ Power (Private) Ltd.	104,435,743		104,435,743
3	Almoiz Industries Limited	82,890,450		82,890,450
4	Altern Energy Ltd.			
5	Appolo Solar Development Pakistan Limited	1,330,751,195		1,330,751,195
6	Artistic Energy (Pvt.) Limited	1,096,059,210		1,096,059,210
7	Atlas Power Limited	407,578,053	393,373,008	800,951,061
8	Attock Gen Limited	382,873,169		382,873,169
9	Balloki	5,023,473,936	160,123,329	5,183,597,264
10	Best Green Energy Pakistan Limited	1,425,477,731		1,425,477,731
11	Chanar Energy Limited	35,996,367		35,996,367
12	China Power Hub Generation company (Pvt.) L	17,458,567,767		17,458,567,767
13	Chinot Power Limited	609,834,535		609,834,535
14	C-I	3,039,731,794		3,039,731,794
15	C-II	5,086,482,438		5,086,482,438
16	C-III	7,898,708,547		7,898,708,547
17	C-IV	7,945,841,926		7,945,841,926
18	Crest Energy Pakistan Limited	1,425,375,082		1,425,375,082
19	Engro Powergen Qadirpur Limited	847,851,925	145,295,738	993,147,662
20	Engro Powergen Thar (Pvt) Limited	9,338,500,986		9,338,500,986
21	Exchange Loss / (Gain) - (on import of energy)	970,597,349		970,597,349
22	Fauji Kabirwala Power Company Ltd.	578,153,541		578,153,541
23	FFC Energy Limited	1,238,558,773		1,238,558,773
24	Foundation Power Company Daharki Ltd.	877,042,455	174,073,057	851,115,512
25	Foundation Wind Energy-I Limited	1,554,367,400		1,554,367,400
26	Foundation Wind Energy-II (Pvt.) Limited	1,549,830,671		1,549,830,671
27	Genco-II (GUDDU 747)	7,539,021,700		7,539,021,700
28	GENCO-II (Guddu)			
29	GENCO-III (Muzafargah)	840,270,948		840,270,948
30	Genco-III Nandipur	1,297,039,539		1,297,039,539
31	Gul Ahmed Wind Power Ltd	1,392,928,868		1,392,928,868
32	Habibullah Coastal Power Co. (Pvt.) Ltd.	(314,163,159)		(314,163,159)
33	Halmore Power Generation Company Limited	511,291,801	533,255,300	1,044,547,101
34	Hamza Sugar Mills Limited	118,471,679		118,471,679
35	Harappa Solar (Pvt) Limited	205,208,152		205,208,152
36	Hawa Energy (Private) Limited	1,284,438,961		1,284,438,961
37	HBS	4,942,635,415	164,006,240	5,106,641,655
38	Huaneng Shandong Ruyi Energy (Pvt) Ltd	13,595,564,757		13,595,564,757
39	Hydrochina Dawood Power (Private) Limited	1,422,409,730		1,422,409,730
40	Jamshoro Power Company Limited-(Genco-1)	644,200,705		644,200,705
41	JDW-II	132,646,233		132,646,233
42	JDW-III	214,755,762		214,755,762
43	Jhampir Power (Private) Limited	1,328,420,932		1,328,420,932
44	Karachi Nuclear Power Plant-Unit-2	13,874,169,072		13,874,169,072
45	Kohinoor Energy Ltd.	426,171,561		426,171,561
46	Kot Addu Power Company Ltd.	226,636,588		226,636,588
47	Lalpur Power (Private) Limited	1,482,020,665		1,482,020,665
48	Larab Energy Limited	1,855,541,702		1,855,541,702
49	Local Fee	(534,598)		(534,598)
50	Qarty Power Tech Limited	905,121,139	(20,406,389)	884,714,750
51	Liquidated Damages Receipts	(7,747,014)		(7,747,014)
52	Master Green Energy Limited	409,564,324		409,564,324
53	Master Wind Energy Limited	1,408,285,301		1,408,285,301
54	Metro Power Company Ltd	1,248,295,347		1,248,295,347
55	Mira Power Limited	1,935,851,523		1,935,851,523
56	Narawal Energy Limited	1,335,986,436	(377,482,411)	958,504,025
57	Neelum Jhelum Hydropower Company (Pvt.) L	17,495,185,938		17,495,185,938
58	Nishat Chunian Power Limited	601,795,357	25,956,792	627,752,149
59	Nishat Power Limited	719,958,250	125,510,760	845,467,010
60	Orient Power Company (Private) Limited	647,855,661	492,178,963	1,140,034,624
61	Pak Gen Power Limited	1,498,924,141		1,498,924,141
62	Pakhtunkhwa Energy Development Organizati	383,406,978		383,406,978




Plant Wise Capacity Summary Q-4 (FY 2021-22)


Sr. No.	Power Producers	Capacity including WHT, WPPF, Insurance etc.	Factors (KT/Do/PwF/Adj)	Total
63	Port Qasim Electric Power Company (Pvt.) Lim	17,535,533,308		17,535,533,308
64	Quaid E Azam Solar Power Pvt Ltd	1,067,844,458		1,067,844,458
65	Quaid-e-Azam Thermal Power (Pvt) Limited	6,975,872,586	220,021,134	7,195,893,720
66	Reshma Power Generation (Pvt) Ltd	-		-
67	Rounding Difference of multiple diaries	6		6
68	Rousch Pak Power Ltd.	1,421,533,232		1,421,533,232
69	RYK Mills Limited	205,027,173		205,027,173
70	Saba Power Company (Pvt.) Ltd.	575,620,683		575,620,683
71	Sachal Energy Development (Private) Limited	1,394,313,758		1,394,313,758
72	Saif Power Limited	411,914,569	362,989,687	774,904,256
73	Sapphire Electric Company Limited	380,552,882	71,217,020	451,769,902
74	Sapphire Wind Power Company Limited	1,382,473,430		1,382,473,430
75	SPPs	134,387,244		134,387,244
76	Star Hydro Power Limited	7,694,925,931		7,694,925,931
77	Tavanir Iran	262,607,871		262,607,871
78	TBCCPL-A	1,544,707,720		1,544,707,720
79	TBCCPL-B	1,501,350,163		1,501,350,163
80	TBCCPL-C	1,480,201,478		1,480,201,478
81	Tenaga Generasi Limited	1,462,457,499		1,462,457,499
82	Thai Industries Corporation Ltd	144,198,444		144,198,444
83	The Hub Power Company Limited	6,840,699,986		6,840,699,986
84	Three Gorges First Wind Farm Pakistan (Priva	1,439,439,556		1,439,439,556
85	Three Gorges Second Wind Farm Pakistan Lin	1,142,950,272		1,142,950,272
86	Three Gorges Third Wind Farm Pakistan (Priva	1,159,418,117		1,159,418,117
87	TNB Liberty Power Ltd.	284,181,700		284,181,700
88	Tricom Wind Power (Private) Limited	-		-
89	Uch Power Ltd.	1,823,654,347		1,823,654,347
90	Uch-II Power (Pvt.) Limited	3,374,681,004		3,374,681,004
91	UEP Wind Power (Pvt)Ltd	2,757,313,862		2,757,313,862
92	WAPDA Hydel	24,445,390,513		24,445,390,513
93	Yunus Energy Limited	1,359,609,326		1,359,609,326
94	Zephyr Power (Pvt.) Limited	1,598,547,674		1,598,547,674
95	Artistic Wind Power (Pvt) Ltd.	481,299,375		481,299,375
96	Zorlu Enerji Pakistan Limited	1,710,046,814		1,710,046,814
97	ACT2 DIN Wind (Pvt) Ltd	598,831,214		598,831,214
98	Karachi Nuclear Power Plant-Unit-3	18,442,516,356		18,442,516,356
99	Liberty Wind Power-I Ltd.	474,874,468		474,874,468
100	Liberty Wind Power-II Ltd.	246,247,780		246,247,780
101	Gul Ahmed Electric Limited	542,581,068		542,581,068
102	Lucky Electric Power Company Limited	9,105,798,429		9,105,798,429
103	Lucky Renewables (Private) Limited	471,495,751		471,495,751
104	Lakeside Energy Limited	477,206,309		477,206,309
105	Indus Wind Energy Ltd.	583,708,506		583,708,506
106	Metro Wind Power Limited	439,632,995		439,632,995
107	NASDA Green Energy (Pvt) Limited	402,703,158		402,703,158
108	DIN Energy Ltd.	497,564,315		497,564,315
109	Zhenfa Pakistan New Energy Company Limited	384,547,526		384,547,526
	Total	279,181,881,823	2,470,112,228	281,651,993,851

- *** PWF means Period Weighing Factor
- *** KT means Ambient Temperature Correction Factor, for hour h as set out in Schedule 10
- *** Do means Capacity Degradation Factor.
- *** Adj means Capacity Adjustment Factor.

Dr. Matti




Plant Name	Plant Factor		
	Apr-22	May-22	Jun-22
WAPDA	26%	39%	37%
Jagran	72%	79%	63%
Malakand-III SHYDO	69%	70%	80%
Laraib	78%	79%	58%
Star Hydro	57%	83%	74%
Head Maralla	44%	47%	45%
Neelum Jhelum	88%	95%	89%
Mira Power	20%	17%	26%
Daral Khwar	92%	94%	80%
Ranolia	0%	34%	43%
Karot Hydro Power	0%	0%	6%
GENCO-I	13%	0%	10%
GENCO-II	38%	40%	46%
GENCO-III	3%	20%	30%
KAPCO	44%	65%	61%
Hub Power	14%	12%	15%
Kohinoor Energy	58%	55%	50%
AES Lalpir	60%	48%	58%
Pak Gen Power Limited	57%	63%	62%
Fauji Kabirwala	0%	68%	19%
Rousch	2%	37%	41%
Saba Power	42%	36%	31%
Uch	92%	88%	84%
Altern	0%	0%	0%
Liberty TNB	36%	88%	85%
Chashma Nuclear	99%	99%	99%
Chashma Nuclear-II	102%	101%	97%
Chashma Nuclear-III	82%	99%	98%
Chashma Nuclear-IV	100%	99%	98%
Kanupp - PAEC (K-2/ K-3 Project)	101%	28%	0%
Kanupp - PAEC (K-3 Project)	80%	90%	48%
Tavanir Iran	75%	76%	74%
Attock-Gen	78%	60%	66%
Atlas Power	81%	62%	62%
Nishat Power	65%	65%	65%
Foundation Power	96%	30%	91%
Orient	63%	82%	79%
Nishat Chunian	55%	68%	67%
Saif Power	58%	70%	78%
Engro Energy	26%	58%	52%
Sapphire Power	58%	70%	80%



Handwritten signature and initials: *MA In Mahr*

10

Hubco Narowal	55%	43%	52%
Liberty Power	63%	65%	71%
Halmore	65%	80%	76%
Uch-II	95%	96%	95%
JDW-II	96%	63%	98%
JDW-III	98%	65%	98%
RYK	51%	42%	44%
Chiniot Power	87%	58%	69%
Hamza Sugar Mills	79%	78%	1%
Almoiz Industries Limited	0%	14%	72%
Chanar Energy Limited	34%	0%	0%
China Hub Power (Pvt.) Ltd	96%	70%	59%
Engro PowerGen Thar TPS	28%	76%	99%
Layyah Sugar Mills	75%	63%	0%
QATPL	81%	76%	82%
Haveli Bahadur Shah	88%	91%	95%
Sahiwal Coal Fired Power Plant	50%	42%	38%
Baloki	90%	89%	85%
Port Qasim	40%	40%	36%
Lucky Electric	86%	62%	59%
Punjab Thermal Power (Private) Limited	0%	1%	8%
Zorlu	28%	44%	49%
FFCEL	24%	44%	49%
TGF	27%	46%	50%
Foundation Wind - I	30%	53%	49%
Saphire Wind Power	25%	46%	53%
Younus Energy Ltd.,	29%	48%	55%
Metro Wind Power	30%	49%	56%
Gul Ahmad Wind Power	29%	48%	55%
Master Wind Power	29%	50%	57%
Tenaga Generasi	31%	52%	50%
ACT Wind (Tapal)	33%	54%	56%
HDPPPL Wind	30%	53%	51%
SEDL Wind	27%	45%	50%
UEPL Wind	30%	47%	52%
Quid-e-Azam Solar Park	21%	21%	13%
Appollo Solar Park	22%	21%	21%
Best Green Energy	21%	21%	20%
Crest Energy	21%	21%	21%
Harappa	25%	25%	26%
Aj Solar	21%	20%	21%
AEP Wind	50%	71%	68%
Jhampir Wind	37%	60%	67%
HAWA Wind	35%	58%	66%



W. In. Nali.

TGT	30%	50%	56%
TGS	29%	49%	56%
Tricon Boston-A	48%	67%	70%
Tricon Boston-B	45%	65%	70%
Tricon Boston-C	44%	64%	69%
ZEPHYR Wind	46%	72%	61%
Foundation Wind Energy-II (Pvt.) Limited	32%	55%	52%
Master Green	33%	59%	66%
Lucky Renewable (Tricom)	41%	64%	70%
ACT 2	48%	70%	71%
Artistic [2] Wind Power	47%	68%	69%
Indus Wind Energy Limited	55%	72%	74%
Wind: Lakeside Energy	32%	73%	70%
Wind: Liberty-1	39%	67%	66%
Wind: Din Energy	44%	66%	67%
Wind: Gul Ahmad 2	51%	73%	72%
Zhenfa Pakistan New Energy Company Limited	16%	30%	31%
Liberty Wind Power-II (Pvt.) Ltd.		14%	66%
NASDA Green Energy (Pvt) Limited		72%	71%
Metro Wind Power Limited			63%
Total	47%	51%	50%



In, Matu.
R

Tarrif Rationalization - K-Electric

Description	Applicable Variable Charge
	(Rs./kWh)
A-1 General Supply Tariff - Residential	
Up to 50 Units (Life Line)	-
51 - 100 Units (Life Line)	-
001 - 100 Units (Protected)	1.4874
101 - 200 Units (Protected)	1.4874
1- 100 Units	1.4874
101- 200 Units	1.4874
201- 300 Units	1.4874
301 - 400 Units	3.2116
401 - 500 Units	3.2116
501 - 600 Units	3.2116
601 - 700 Units	3.2116
Above 700 Units	3.2116
Time of Use	
Peak	3.2116
Off-Peak	3.2116
E-1 (i) Temporary Residential	4.4547
A-2 General Supply Tariff - Commercial	
For sanctioned load less than 5kW	2.6847
For sanctioned load 5kW & Above	4.4547
Peak	4.4547
Off-Peak	4.4547
E-1 (ii) Temporary Commercial	4.4547
Electric Vehicle Charging Station (EVCS)	4.4547
A3 General Services	4.4547
B - Industrial Supply Tariff	
B-1 less than 5kW / 25 kW (at 400/230 volts)- Note	4.4547
Peak	4.4547
Off-Peak	4.4547
B-2 5-500 kW / 25-500 kW (at 400 volts) - Note	4.4547
Peak	4.4547
Off-Peak	4.4547
B-3 for all loads upto 500kW (at 11, 33kV)	
Peak	4.4547
Off-Peak	4.4547
B-4 for all loads (at 66kV, 132kV and above)	
Peak	4.4547
Off-Peak	4.4547
B-5 for all loads (at 220kV & above)	
Peak	4.4547
Off-Peak	4.4547
E-2 (i) Temporary Industrial	4.4547
C - Bulk Supply Tariff	
C-1 For supply at 400/230 Volts	
a) Sanctioned load less than 5kW	4.4547
b) Sanctioned load 5kW and upto 500kW	4.4547
Peak	4.4547
Off-Peak	4.4547
C-2 For supply at 11,33kV upto and including 5000kW	
Peak	4.4547
Off-Peak	4.4547
C-3 For supply at 132 kV and above upto and including 5000kW	
Peak	4.4547
Off-Peak	4.4547
E-2 (ii) Temporary Bulk Supply	
(a) at 400Volts	4.4547
(b) at 11kV	4.4547
D - Agriculture Tariff	
D-1 For all loads	4.4547
D-2 For all loads - Time of Use	
Peak	4.1447
Off-Peak	4.1447
sub-total	
G- Public Lighting	
Street Lighting	4.4547
H - Residential Colonies attached to Industrial Premises	
	4.4547

Islamabad, December 15, 2022

Chief Executive Officer
CPPA-G
Islamabad.

Chief Executive Officer
K-Electric, Karachi

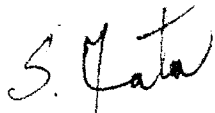
Subject: **UNIFORM TARIFF FOR K-ELECTRIC**

I am directed to state that a summary was submitted before the ECC of Cabinet on 18 November, 2022 and following was submitted for consideration and approval of ECC of the Cabinet.

- a) The tariff rationalization by way of adjustments as mentioned in Annex-II may be approved for K-Electric.
- b) Permission may be granted to approach NEPRA for issuing separate Schedule of Tariff after incorporating tariff rationalization as reflected in Annex-II and upon approval of NEPRA, notify the same in the official gazette by way of modification in SRO No. 575 (I)/2019 as modified from time to time.
- c) Such adjustment shall be applicable on the consumption of Oct-22 to Jan-23 to be recovered from consumers in Dec-22 to Mar-23, respectively.

2. ECC of the Cabinet vide case No ECC-328/43/2022 dated 29th November, 2022 has approved the proposal as mentioned above at para-3 of the summary and the same has been ratified by the Cabinet Division communicated vide No 5/1/2022-Progress II-a on 13th December, 2022.

3. Submitted for information and necessary action please.


SYED MATEEN AHMED
Addl.Dir/SO (Tariff)

Copy to

✓ Registrar NEPRA, for information please.