



CENTRAL POWER PURCHASING AGENCY GUARANTEE LIMITED

(A Company of Government of Pakistan)

Shaheen Plaza | Plot no. 73-West | Fazal-E-Haq Road,
Blue Area, Islamabad
Fax: +92-51-9216949, Ph: +92-051- 9213616
www.cpa.gov.pk


No. CPPA-G/2023/CFO/9407-08

Dated: July 14, 2023

The Registrar NEPRA
NEPRA Tower Ataturk Avenue (East),
Sector G-5/1, Islamabad.

SUBJECT: XWDISCOs' ENERGY PURCHASE DATA FOR MONTH OF JUN 2023.

With reference to the FCA mechanism provided in XWDISCOs' tariff determination, please find attached the Energy Data for the month of Jun 2023. The soft copy of the FCA Claim along with the EPP invoices is also being sent to NEPRA for its consideration.


14/7/23
CHIEF FINANCIAL OFFICER

- CC:
- Chief Executive Officer, CPPA-G.
 - Master File

RECEIVED (DEPARTMENT)


Dir (T-I)..... Dir (T-I).....

Dir (T-II)..... Dir (T-IV).....

Dir (T-V)..... Addl. Dir (RE).....

Date:

Tariff Division Record
Dy No. 4367
Dated. 18-07-23



Forwarded please:
 For nec action for information

1. DG (Lic.)	2. DG (Admn./HR)
3. DG (M&E)	4. DG (CAD)
5. DG (Trf.)	6. Dir. (Fin.)
7. Dir. (Tech.)	8. Consultant
9. LA	10. Dir. (IT)

For kind information please

1. Chairman	2. M (Tech.)
3. M (Lic.)	4. M (Trf. & Fin)
5. M (Law)	


REGISTRAR OFFICE
 Diary No. 9939
 Date: 17.7.23


CERTIFICATE


Subject: MONTHLY FUEL CHARGES ADJUSTMENT OF DISCOS
FOR THE MONTH OF JUNE -2023.

- I. It is certified that Merit order was followed as defined under section 2 (I) (x) of the NEPRA Licensing (Generation) Rules 2000, while operating power plants in its fleet during month of June-2023.

- II. Partial Loading of power plants was strictly in accordance with the provision of their respective Power Purchase Agreement and the plants were operated on partial load as per system load demand variations and for fuel conservation where needed.


Deputy Manager (PC-I)
NPCC, NTDC, Islamabad


Manager Power Control
NPCC, NTDC, Islamabad


Chief Engineer (Network Operation)
NPCC, NTDC, Islamabad.



CERTIFICATE

FOR FUEL ADJUSTMENT IN THE CONSUMER-END TARIFF

REGARDING 1994 POWER POLICY (HUBCO INCLUSIVE)


FOR THE MONTH OF JUNE 2023


This is to certify that: -

- i) All purchases have been made from IPPs under 1994 Policy, including HUBCO, Chasnupp and excluding Tavanir, having valid generation license issued by NEPRA.
- ii) Invoices of all Electricity Purchases have been made strictly in accordance with the rates, terms & conditions as stipulated in the respective Power Purchase Agreements.
- iii) All payments to IPPs are being made after observing all formalities provided in the respective Power Purchase Agreements.
- iv) All purchases have been made in accordance with the Power Purchase Agreement.

The above statement is true, based on facts and from verifiable documentary evidence. In case of any deviation / variation observed if not rectified at later stage, CPPA-G will be responsible for the consequences arising out of any misstatement under NEPRA Act and its Rules & Regulations.


DGM Technical


DGMF-II CPPA-G



CERTIFICATE

FOR FUEL ADJUSTMENT IN THE CONSUMER-END TARIFF


REGARDING 2002 POWER POLICY

FOR THE MONTH OF JUNE 2023

This is to certify that:-

- 1) All purchases have been made from Generation Companies having valid generation License issued by NEPRA.
- 2) Invoices of all Electricity Purchases have been processed in accordance with the rates, terms & conditions as determined by NEPRA. Payments related to periodical adjustments are also made as per decision of NEPRA.
- 3) The above statement is true, based on facts and from verifiable documentary evidence. In case of any deviation / variation observed if not rectified at later stage, CPPA-G will be responsible for the consequences arising out of any misstatement under NEPRA Act and its Rules & Regulations.


DGM Technical


DGMFI CPPA-G

CENTRAL POWER PURCHASING AGENCY (CPPA)
Energy Procurement Report (Provisional)
For the Month of June 2023

S No	Power Producers	Fuel	Capacity (MW)	Energy kWh	Fuel Charges	VOM Charges	EPP Billing month (Rs.)	Prev. Adjustments to Cost (Rs.)	Prev. Adjustments to VOM (Rs.)	Prev. Adjustment to EPP Total (Rs.)	Supp. Charges	Total Fuel Cost	Total VOM	Total Energy Cost (Rs.)
18	Chattahoochee Nuclear	Nucl	340	114,450,000	161,164,046	11,140,235	161,164,046					161,164,046		161,164,046
19	Chattahoochee Nuclear	Nucl	340	223,200,000	283,112,783	218,112,783	283,112,783					283,112,783		283,112,783
20	Chattahoochee Nuclear	Nucl	1,140	679,554,000	615,984,002	515,984,002	615,984,002					615,984,002		615,984,002
21	Chattahoochee Nuclear	Nucl	1,145	405,149,000	357,503,476	305,503,476	357,503,476					357,503,476		357,503,476
22	Chattahoochee Nuclear	Nucl	2,770	2,476,000	560,555,900	550,555,900	560,555,900					560,555,900		560,555,900
Sub-Total			8,633	2,622,428,814	18,087,131,755	14,851,920,613	18,087,131,755					18,087,131,755		18,087,131,755
1	Alstom	REO	152	51,745,174	1,395,609,745	1,512,101,483	1,395,609,745							1,395,609,745
2	Alstom	REO	152	76,043,028	1,412,621,161	1,565,103,693	1,412,621,161							1,412,621,161
3	Alstom	REO	174	2,261,228,481	2,274,348,659	2,211,105,748	2,274,348,659							2,274,348,659
4	Alstom	REO	174	108,515,977	2,035,521,402	1,919,695,120	2,035,521,402							2,035,521,402
5	Alstom	REO	213	72,923,323	2,035,521,402	1,919,695,120	2,035,521,402							2,035,521,402
6	Alstom	REO	156	81,259,618	2,018,848,843	1,902,677,462	2,018,848,843							2,018,848,843
7	Alstom	REO	204	59,845,089	1,716,577,951	1,614,130,600	1,716,577,951							1,716,577,951
8	Alstom	REO	213	74,162,924	74,618,912	72,923,323	74,618,912							74,618,912
9	Alstom	REO	203	95,641,400	1,791,926,111	1,779,753,641	1,791,926,111							1,791,926,111
10	Alstom	REO	214	95,409,060	1,746,800,208	1,700,508,547	1,746,800,208							1,746,800,208
11	Alstom	REO	176	78,379,453	1,850,976,410	1,758,815,339	1,850,976,410							1,850,976,410
12	Alstom	REO	189	48,204,253	1,395,177,192	61,238,862	1,395,177,192							1,395,177,192
13	Alstom	REO	381	231,387,108	2,698,444,971	2,608,444,971	2,698,444,971							2,698,444,971
14	Alstom	REO	26	17,243,200	103,152,927	98,299,700	103,152,927							103,152,927
15	Alstom	REO	26	17,160,820	102,659,467	97,716,637	102,659,467							102,659,467
16	Alstom	REO	24	9,558,000	67,177,865	61,778,865	67,177,865							67,177,865
17	Alstom	REO	62	15,478,340	92,283,461	81,441,173	92,283,461							92,283,461
18	Alstom	REO	15	424,670	2,628,496	2,628,496	2,628,496							2,628,496
19	Alstom	REO	32	6,570,939	38,940,990	38,940,990	38,940,990							38,940,990
20	Alstom	REO	22	249,311,204	7,290,157,284	6,954,923,215	7,290,157,284							7,290,157,284
21	Alstom	REO	660	374,043,500	3,958,230,919	3,958,230,919	3,958,230,919							3,958,230,919
22	Alstom	REO	41	787,283,160	11,848,562,759	11,848,562,759	11,848,562,759							11,848,562,759
23	Alstom	REO	1,180	10,233,900	311,641,160	311,641,160	311,641,160							311,641,160
24	Alstom	REO	1,200	654,440,400	15,370,408,021	15,370,408,021	15,370,408,021							15,370,408,021
25	Alstom	REO	1,300	341,359,700	10,785,302,576	10,785,302,576	10,785,302,576							10,785,302,576
26	Alstom	REO	1,300	551,670,800	13,246,117,785	13,246,117,785	13,246,117,785							13,246,117,785
27	Alstom	REO	1,300	415,850,000	11,441,650,000	11,441,650,000	11,441,650,000							11,441,650,000
28	Alstom	REO	1,300	415,850,000	11,441,650,000	11,441,650,000	11,441,650,000							11,441,650,000
29	Alstom	REO	1,300	415,850,000	11,441,650,000	11,441,650,000	11,441,650,000							11,441,650,000
30	Alstom	REO	1,300	415,850,000	11,441,650,000	11,441,650,000	11,441,650,000							11,441,650,000
31	Alstom	REO	1,300	415,850,000	11,441,650,000	11,441,650,000	11,441,650,000							11,441,650,000
32	Alstom	REO	1,300	415,850,000	11,441,650,000	11,441,650,000	11,441,650,000							11,441,650,000
33	Alstom	REO	1,300	415,850,000	11,441,650,000	11,441,650,000	11,441,650,000							11,441,650,000
34	Alstom	REO	1,300	415,850,000	11,441,650,000	11,441,650,000	11,441,650,000							11,441,650,000
35	Alstom	REO	1,300	415,850,000	11,441,650,000	11,441,650,000	11,441,650,000							11,441,650,000
Sub-Total			15,337	5,767,058,681	106,819,130,454	106,819,130,454	106,819,130,454							106,819,130,454
Sub-Total			23,970	8,389,487,495	124,926,562,202	124,926,562,202	124,926,562,202							124,926,562,202
1	TPS	Coal	25	15,610,050	15,610,050	15,610,050	15,610,050							15,610,050
2	TPS	Coal	26	12,351,020	12,351,020	12,351,020	12,351,020							12,351,020
3	TPS	Coal	50	1,441,650,000	1,441,650,000	1,441,650,000	1,441,650,000							1,441,650,000
4	TPS	Coal	50	1,441,650,000	1,441,650,000	1,441,650,000	1,441,650,000							1,441,650,000
5	TPS	Coal	50	1,441,650,000	1,441,650,000	1,441,650,000	1,441,650,000							1,441,650,000
6	TPS	Coal	50	1,441,650,000	1,441,650,000	1,441,650,000	1,441,650,000							1,441,650,000
7	TPS	Coal	50	1,441,650,000	1,441,650,000	1,441,650,000	1,441,650,000							1,441,650,000
8	TPS	Coal	50	1,441,650,000	1,441,650,000	1,441,650,000	1,441,650,000							1,441,650,000
9	TPS	Coal	50	1,441,650,000	1,441,650,000	1,441,650,000	1,441,650,000							1,441,650,000
10	TPS	Coal	50	1,441,650,000	1,441,650,000	1,441,650,000	1,441,650,000							1,441,650,000
11	TPS	Coal	50	1,441,650,000	1,441,650,000	1,441,650,000	1,441,650,000							1,441,650,000
12	TPS	Coal	50	1,441,650,000	1,441,650,000	1,441,650,000	1,441,650,000							1,441,650,000
13	TPS	Coal	50	1,441,650,000	1,441,650,000	1,441,650,000	1,441,650,000							1,441,650,000
14	TPS	Coal	50	1,441,650,000	1,441,650,000	1,441,650,000	1,441,650,000							1,441,650,000
15	TPS	Coal	50	1,441,650,000	1,441,650,000	1,441,650,000	1,441,650,000							1,441,650,000
16	TPS	Coal	50	1,441,650,000	1,441,650,000	1,441,650,000	1,441,650,000							1,441,650,000
17	TPS	Coal	50	1,441,650,000	1,441,650,000	1,441,650,000	1,441,650,000							1,441,650,000
18	TPS	Coal	50	1,441,650,000	1,441,650,000	1,441,650,000	1,441,650,000							1,441,650,000
19	TPS	Coal	50	1,441,650,000	1,441,650,000	1,441,650,000	1,441,650,000							1,441,650,000
20	TPS	Coal	50	1,441,650,000	1,441,650,000	1,441,650,000	1,441,650,000							1,441,650,000
21	TPS	Coal	50	1,441,650,000	1,441,650,000	1,441,650,000	1,441,650,000							1,441,650,000
22	TPS	Coal	50	1,441,650,000	1,441,650,000	1,441,650,000	1,441,650,000							1,441,650,000
23	TPS	Coal	50	1,441,650,000	1,441,650,000	1,441,650,000	1,441,650,000							1,441,650,000
24	TPS	Coal	50	1,441,650,000	1,441,650,000	1,441,650,000	1,441,650,000							1,441,650,000
25	TPS	Coal	50	1,441,650,000	1,441,650,000	1,441,650,000	1,441,650,000							1,441,650,000
26	TPS	Coal	50	1,441,650,000	1,441,650,000	1,441,650,000	1,441,650,000							1,441,650,000
27	TPS	Coal	50	1,441,650,000	1,441,650,000	1,441,650,000	1,441,650,000							1,441,650,000
28	TPS	Coal	50	1,441,650,000	1,441,650,000	1,441,650,000	1,441,650,000							1,441,650,000
29	TPS	Coal	50	1,441,650,000	1,441,650,000	1,441,650,000	1,441,650,000							1,441,650,000
30	TPS	Coal	50	1,441,650,000	1,441,650,000	1,441,650,000	1,441,650,000							1,441,650,000
31	TPS	Coal	50	1,441,650,000	1,441,650,000	1,441,650,000	1,441,650,000							1,441,650,000
32	TPS	Coal												

Central Energy Services, Inc. (CESI)
 Energy Procurement Report (Pricing) for the Month of June 2023

Site	Power Products	Fuel	Capacity (kW)	Energy (kWh)	Feed Charges (Rs.)	VOEM Charges (Rs.)	EPP Billing month (Rs.)	Prev. Adjustment in Fuel Cost (Rs.)	Prev. Adjustment in VOEM (Rs.)	Prev. Adjustment in EPP Total (Rs.)	Supp. Charges	Total Fuel Cost (Rs.)	Total VOEM (Rs.)	Total Energy Cost (Rs.)
G- Total:														
Summary			41,160	13,715,477.608	132,079,569.886	6,576,624.446	137,656,205.122	(6,572,774.459)	613,955.157	(4,958,819.303)	-	126,506,806.227	6,190,579.603	132,697,385.830
1	Coal			4,133,446.045		561,567.195	561,567.195		203,140.363	203,140.363		54,653,173.662	770,707.659	70,707,558
2	ISO			2,434,430.200		1,562,334.788	3,578,066.148		97,311,288	97,311,288		311,841.169	1,679,666.056	30,541,839.120
3	FO			10,239.900		1,171,916.773	20,859,237.634		60,354,345	60,354,345		19,544,609.293	1,241,731.118	20,786,340.411
4	Oil			7,419.357		13,751,967.845	785,605.974	(7,086,271.407)	137,405,617	(6,950,835,855)		6,655,535.576	923,209.718	7,578,745.294
5	Gas			1,709,577.66		81,246,931.699	82,928,626.153	774,459.759	106,619,775	(22,476,839)		62,415,338.426	4,044,212.201	66,459,550.627
6	Wind			2,843,897.600		1,991,088.147	990,245.900					1,858,551.311		1,858,551.311
7	Hydro			1,527,130.000								590,255.900		590,255.900
8	Water from			567,445.500										
9	Solar			105,054.813										
10	Biomass			66,487.669		87,308.251	87,308.251							
11	Other			27,069.731			485,645.784	(1)	(6,895,420)	(6,895,420)		397,722.533	81,410.825	479,133.358
Total For The month				13,715,477.608	132,079,569.886	6,576,624.448	137,656,205.132	(6,572,774.459)	613,955.157	(4,958,819.303)		126,506,806.227	6,190,579.603	132,697,385.830
Prev. Adjustments :				(29,900.440)										
GRAND TOTALS :				13,685,577.168	132,079,569.886	6,190,579.603	132,697,385.830							

Energy Cost (Rs.)	126,506,806.227
Cost not chargeable to DISCOs (Rs.)	1,322,193,064
EPP (Chargeable) (Rs.)	125,184,613,173
Energy Sold (kWh)	13,327,437,995
Avg. Rate (Rs./kWh)	9.3930
Reference Rate (Rs./kWh)	0.4645
FCA Rate Current month (Rs./kWh)	7.5084
FCA Rate (Rs./kWh)	1.8846

CENTRAL POWER PURCHASING AGENCY (CPPA)
Detail Breakup of FCC Claimed
For the Month of June 2023

S.No.	Power Producer	Fuel	Dep. Capacity (MW)	Energy KWh	A			B			
					Fuel Cost component as determined by Authority (Rs./kWh)	Fuel Cost as per NEPRA Approved Rate (Rs.)	Heat Degradation Factor (Dh) Rs.	Load Correction Factor (kL) Rs.	Any other Cost as per PPA (Rs.)	Fuel Charges Rs.	
1	Foundation Power Company Daharki Ltd.	Gas	171	106,515,977	8.0699	859,575,565	36,102,174	6,204,664	-	901,382,403	
2	Orient Power Company (Private) Limited	RLNG	213	72,932,323	25.7395	1,877,244,320	128,025,837	27,071,147	-	2,032,341,305	
3	Saif Power Limited	RLNG	204	59,845,089	25.7435	1,540,619,707	32,916,603	141,641,640	-	1,715,177,951	
4	Engro Powergen Qadirpur Limited	Gas	213	74,162,624	8.8090	653,295,148	9,799,427	86,524,337	-	749,618,912	
5	Sapphire Electric Company Limited	RLNG	203	63,641,480	25.7419	1,638,252,614	22,116,410	131,557,087	-	1,791,926,111	
6	Halmoro Power Generation Company Limited	RLNG	199	49,204,555	25.7429	1,266,669,218	89,205,290	42,303,285	-	1,398,177,792	
7	Uch-II Power (Pvt) Limited	Gas	381	231,367,308	11.2069	2,592,913,174	87,899,757	18,731,941	-	2,699,544,872	
8	Quaid-e-Azam Thermal Power (Pvt) Limited	RLNG	1,180	497,523,000	21.7154	10,803,917,055	227,962,649	1,129,524,215	-	12,161,403,919	
9	National Power Parks Management Company Private	RLNG	2,550	1,208,311,200	21.2668	25,696,927,914	526,827,384	2,395,770,508	-	28,619,525,806	
IPPs Total:-				5,314	2,363,503,556	46,929,414,715	1,160,855,532	3,979,328,824	-	52,069,599,071	

Detail Of Energy Imported From Small Power Producers					
DISCO	Captive	Contract Capacity (MW)	Description	June, 2023	Rate (Rs./KWh)
MEPCO	Kumhar Wala Power House-I	5.00	Energy	1,061,241	
			Cost (Rs.)	-	
	DISCO's Total:-	5.00	Energy	1,061,241	-
			Cost (Rs.)	-	
HESCO	Thatta Power (Pvt.) Ltd.,	18.80	Energy	317,630	5.04
			Cost (Rs.)	1,600,839	
	Omni (NCP)	10.00	Energy	5,110,560	6.80
			Cost (Rs.)	34,742,780	
	Lucky Cement Factory Ltd., N-Abad	20.00	Energy	3,368,800	5.04
		Cost (Rs.)	16,978,578		
	DISCO's Total:-	56.80	Energy	8,795,990	6.06
			Cost (Rs.)	53,322,197	
SEPCO	Dadu Energy (Plyaro Goth)	19.20	Energy	8,588,100	6.80
			Cost (Rs.)	58,383,909	
	Lodra Power (Shikarpur)	16.00	Energy	8,623,400	6.80
			Cost (Rs.)	58,623,887	
	DISCO's Total:-	16.00	Energy	17,211,500	6.80
			Cost (Rs.)	117,007,795	
	G-Total	61.80	Energy	27,059,731	6.29
			Cost (Rs.)	170,329,992	