



National Electric Power Regulatory Authority

Islamic Republic of Pakistan

Registrar

NEPRA Tower, Ataturk Avenue(East), G-5/1, Islamabad
Ph: +92-51-9206500, Fax: +92-51-2600026
Web: www.nepra.org.pk, E-mail: registrar@nepra.org.pk

No. NEPRA/R/TRF-100/MFPA/13846-13866

October 31, 2014


1. Chief Executive Officer, FESCO, Faisalabad.
2. Chief Executive Officer, GEPCO, Gujranwala.
3. Chief Executive Officer, HESCO, Hyderabad.
4. Chief Executive Officer, IESCO, Islamabad.
5. Chief Executive Officer, LESCO, Lahore.
6. Chief Executive Officer, MEPCO, Multan.
7. Chief Executive Officer, PESCO, Peshawar.
8. Chief Executive Officer, QESCO, Quetta
9. Chief Executive Officer, SEPCO, Sukkur.
10. Chief Executive Officer, TESCO, Peshawar.

Subject: **Decision of the Authority in the matter of Fuel Charges Adjustment for the Month of September 2014 for XWDISCOs along with Notification Thereof**

Enclosed please find herewith copy of the decision of the Authority (06 pages) regarding adjustment in fuel charges in respect of Ex-WAPDA Distribution Companies for the month of September 2014 alongwith its Notification i.e. SRO 969(I)/2014 dated 31.10.2014.

2. DISCOs are directed that while charging the fuel charge adjustment from their consumers, the Orders of the Honourable Court(s), if any, be kept in mind and ensure compliance with the Order(s) of the Court(s), whatsoever, in this regard. In case of non-compliance of Courts Order the concerned DISCO shall be held responsible for violating / defying the orders of the Honourable Court(s).

Enclosure: As above.



(Muhammad Ramzan)
Deputy Registrar
31.10.14.

CC:

1. Secretary, Cabinet Division, Cabinet Secretariat, Islamabad.
2. Secretary, Ministry of Water & Power, 'A' Block, Pak Secretariat, Islamabad.
3. Secretary, Ministry of Finance, 'Q' Block, Pak Secretariat, Islamabad.
4. Managing Director, PEPCO, WAPDA House, Lahore.
5. Member (Power), WAPDA, WAPDA House, Lahore.
6. Managing Director, NTDC, 414 WAPDA House, Lahore.
7. Registrar, Supreme Court of Pakistan, Islamabad.
8. Chief Operating Officer, CPPA, WAPDA House, Lahore.
9. General Manager, WAPDA Power Privatization Organization (WPPO) of NTDC, Lahore.
10. All Pakistan Textile Mills Association (APTMA) through Rashid Law Associates Attorneys & Corporate Consultants, 5th Floor, Ajmal House, 27-Egerton Road, Lahore.
11. Mr. Anwar Kamal, Advocate Supreme Court, Anwar Kamal Law Associates, 1-Turner Road, Lahore.

**DECISION OF THE AUTHORITY IN THE MATTER OF FUEL CHARGES
ADJUSTMENT FOR THE MONTH OF SEPTEMBER 2014 FOR EX-WAPDA DISCOS**

1. Pursuant to the provisions of Section 31(4) of the Regulation of Generation, Transmission and Distribution of Electric Power Act 1997, (XL of 1997) read with the mechanism/formula determined by the Authority in the tariff determinations for Ex-WAPDA DISCOs for the Financial Year 2012-13, the Authority has to make adjustments in the approved tariff on account of any variations in the fuel charges on a monthly basis.
2. In order to make adjustments in the approved tariff of the XWDISCOs due to variations in the fuel charges for the month of September 2014, necessary information as to the details of the actual fuel charges etc. was obtained from Central Power Purchasing Agency (CPPA).
3. Notwithstanding the fact that the monthly adjustment on account of fuel charges variation is made in pursuance of the provisions of section 31(4) of the Act XL of 1997 as well as on the basis of a mechanism/formula already determined by the Authority in its annual tariff determinations for ex-WAPDA DISCOS, yet the impact of such adjustments, if any, is to be paid by the consumers of electricity, therefore, the salient features and details of the proposed adjustments in the approved tariff were published in newspapers and also uploaded on NEPRA's Website for information of all concerned. In order to provide an opportunity of hearing to all concerned and to meet the ends of natural justice, it was also decided to conduct a public hearing on 27th October 2014 in NEPRA Tower, Attaturk Avenue (East), G-5/1, Islamabad. The date of hearing was also mentioned in the advertisement published in the newspapers and on NEPRA's website whereby participation in the hearing and filing of comments/objections from any interested person was invited.
4. On the date fixed for the hearing, representatives from Central Power Purchasing Agency (CPPA), National Power Control Cell (NPCC), Wapda Private Power Organization (WPPO), Sui Southern Gas Company Limited (SSGCL) and media were present; however, no representative from Sui Northern Gas Pipelines Limited (SNGPL), Ministry of Water & Power and Ministry of Finance attended the hearing despite service of notice. Neither any objection/comments were filed by any interested person/consumer nor did anyone from the consumers attend the hearing.
5. Notwithstanding non-filing of any objections as to the information provided by CPPA seeking monthly fuel adjustments, The Authority has gone through the information so provided by CPPA and due diligence is also done accordingly. From the perusal of the information so provided by CPPA, it has been observed that the




actual pool fuel charge for the month of September 2014 is Rs. 6.7755/kWh against the reference fuel cost component of Rs. 6.2493/kWh as indicated in the Annexure-IV of the Authority's determination pertaining to the Ex-WAPDA DISCOs for FY 2012-13. The actual fuel charges for the month of September 2014 increased by Rs. 0.5261/kWh (Annex-I&II) as compared to the reference fuel charges.

6. As per details provided by CPPA, 105.45 GWh were purchased by DISCOs from small and captive power plants during September 2014. CPPA provided actual details of energy purchased from these plants. According to the details provided by CPPA, the actual fuel cost of this energy is Rs. 959.58 million. For the purpose of calculation of fuel charges adjustment, fuel cost components of those plants whose cases are pending in the courts have not been considered. Accordingly for the instant adjustment, 33.24 GWh and cost of Rs. 390.64 million has been considered on account of fuel cost component of energy purchased from small and captive power plants.
7. CPPA reported NTDC transmission losses of 181.54 GWh (1.99%) during September 2014, which are lower than the Authority's assessed transmission losses of 3% as per its determination dated 19.07.2013 in the matter of NTDC, notified vide SRO No. 886(I) 2013 dated 24.09.2013. Accordingly, actual losses i.e. 181.54 GWh (1.99%) incurred by CPPA, being lower than the Authority assessed losses, have been taken into account for the purpose of current adjustment.
8. The Authority, after incorporating the adjustment referred in Paragraph 6 above, has reviewed and assessed an increase of Rs. 0.5171/ kWh in the applicable tariff for Ex-WAPDA DISCOs on account of variations in the fuel charges for the month of September 2014 as per the following details:


Actual Fuel Charges Component for September 2014	Rs. 6.7665/kWh
Corresponding Reference Fuel Charges Component	Rs. 6.2493/kWh
Fuel Price Variation for the month of September 2014 - Increase	Rs. 0.5171/kWh

9. The adjustment as referred to in Para 8 above ;
 - i) shall be applicable to all the consumer categories except lifeline Consumers of all the DISCOs;
 - ii) shall be shown separately in the consumers' bill on the basis of units billed to the consumers in the month of September 2014.




- iii) DISCOs shall reflect the fuel charges adjustment in respect of September 2014 in the billing month of November 2014.
- iv) While affecting the Fuel Adjustment Charges, the concerned DISCOs shall keep in view and strictly comply with the orders of the courts notwithstanding this order.


AUTHORITY




(Khawaja Muhammad Naeem)
Member




(Maj (R) Haroon Rashid)
Member




(Himayat Ullah Khan)
Member



(Habibullah Khilji)
Vice Chairman






31.X.14

CENTRAL POWER PURCHASING AGENCY (CPPA)
Energy Procurement Report (Provisional)
Sep/2014

ANNEX-I

S.No.	Power Producer	Fuel	Dep. Capacity (MW)	Energy KWh	FCC Rs.	VO&M Rs.	Total Energy Cost (Rs.)	
1	<i>Hydel</i>				-	-		
	i.	WAPDA	Hydel	6,755.00	3,436,462,316	-	398,331,280	398,331,280
	ii.	Jagran	Hydel	30.00	10,392,010	-	20,763,236	20,763,236
	iii.	Pehure	Hydel	17.90	6,904,440	-	1,967,765	1,967,765
	iv.	Malakand-III SHYDO	Hydel	81.46	35,024,000	-	8,756,000	8,756,000
	v.	Laralb	Hydel	84.00	43,658,000	-	7,635,784	7,635,784
	Hydel Total:		6,968.36	3,532,440,766	-	437,454,065	437,454,065	
2	Ex-WAPDA GENCOs							
	GENCO-I				-	-		
	i.	Jamshoro Block 1	RFO	205.00	70,093,000	1,271,655,769	6,483,603	1,278,139,372
		Jamshoro Block 2	RFO	470.00	129,757,000	2,541,657,469	12,002,523	2,553,659,992
		Kotri 3-7	Gas	106.50	14,100,000	91,711,789	1,304,250	93,016,039
		Jamshoro Total			798.50	213,950,000	3,905,025,027	19,790,375
	GENCO-II							
	ii.	Central Block 2	Gas	390	110,775,711	617,773,985	7,632,446	625,406,431
		Guddu CC 5-10	Gas	530	40,776,980	341,107,593	2,809,534	343,917,127
		Guddu Steam 3-4	Gas	340	886,095	5,929,836	61,052	5,990,888
		Central Block 4	Gas	140	37,685,914	270,208,003	2,596,559	272,804,562
	Central Total			1,400.00	190,124,700	1,235,019,417	13,099,592	1,248,119,009
	GENCO-III							
	iii.	Northern Block 1	RFO	558.00	114,249,933	2,079,328,673	2,856,248	2,082,184,921
		Northern Block 2	RFO	270.00	93,115,375	1,723,803,630	2,327,884	1,726,131,515
		Northern Block 3	RFO	360.00	32,971,913	682,822,863	824,298	683,647,160
		Northern Block 5 (SPS)	RFO	97.00	1,224,000	29,644,056	30,600	29,674,656
	Northern Total:			1,568.00	241,561,221	4,515,599,222	6,039,031	4,521,638,252
	GENCO-IV							
	iv.		Coal	31.20	7,854,000	35,341,429	998,243	36,339,672
Total:		31.20	7,854,000	35,341,429	998,243	36,339,672		
GENCOs Total:-			3,797.70	653,489,921	9,690,985,095	39,927,240	9,730,912,335	
3	IPPs							
	1	Kot Addu Block 1	RFO	325	221,077,500	3,032,256,757	96,048,539	3,128,305,296
		Kot Addu Block 2	RFO	762	426,292,500	6,424,451,719	260,700,559	6,685,152,278
		KAPCO Total			1,336.00	647,370,000	9,456,708,476	356,749,098
	2	Hub Power	RFO	1,200.00	719,923,000	11,873,731,201	124,940,382	11,998,671,583
	3	Kohinoor Energy	RFO	124.00	73,797,000	1,064,258,808	41,681,833	1,105,940,641
	4	AES Lalpir	RFO	350.00	-	-	-	0
	5	Pak Gen Power Limited	RFO	348.60	184,662,100	2,996,372,846	29,876,666	3,026,249,512
	6	Southern Power	RFO	110.47	-	-	-	0
	7	Habibullah	Gas	129.15	77,535,426	371,604,034	32,952,556	404,556,590
	8	Fauji Kabilwala	Gas	151.20	91,306,000	356,014,754	64,850,178	420,864,932
	9	Rousch	Gas	395.00	275,659,983	1,358,456,966	72,911,852	1,431,368,818
	10	Saba Power	RFO	125.55	2,163,479	34,049,911	348,108	34,398,019
	11	Japan Power	RFO	107.00	-	-	-	0
	12	Uch	Gas	551.25	367,540,000	934,096,309	82,880,270	1,016,976,579
	13	Altern	Gas	27.12	12,375,440	56,226,957	8,011,860	64,238,817
	14	Liberty	Gas	211.85	69,209,100	892,114,246	21,655,401	913,769,647
	15	Davis Energen	Gas	10.00	2,600,000	14,351,740	1,262,300	15,614,040
16	Chashma Nuclear	Nucl.	300.00	213,119,000	264,267,560	-	264,267,560	
17	Chashma Nuclear-II	Nucl.	315.00	218,911,000	246,274,875	-	246,274,875	
18	Tavanir Iran	Import	96.00	40,211,800	394,075,640	-	394,075,640	
Sub-Total:			5,888.19	2,996,383,328	30,312,604,323	838,120,504	31,150,724,827	



CENTRAL POWER PURCHASING AGENCY (CPPA)
Energy Procurement Report (Provisional)
Sep/2014

S.No.	Power Producer	Fuel	Dep. Capacity (MW)	Energy KWh	FCC Rs.	VO&M Rs.	Total Energy Cost (Rs.)	
1	Attock-Gen	RFO	156.18	100,423,552	1,371,653,456	87,549,253	1,459,202,709	
2	Atlas Power	RFO	213.86	121,638,624	1,662,239,436	104,341,612	1,766,581,048	
3	Nisbat Power	RFO	195.31	119,252,135	1,642,239,882	102,294,481	1,744,534,363	
4	Foundation Power	Gas	171.48	121,450,339	570,342,939	42,580,489	612,923,428	
5	Orient	Gas	212.70	20,947,735	97,490,393	4,193,737	101,684,130	
		HSD		84,779,031	1,686,625,171	27,824,478	1,714,449,649	
6	Nisbat Chunian	RFO	195.72	116,732,621	1,597,596,396	99,888,104	1,697,484,500	
7	Salf Power	Gas	205.27	41,320,618	189,611,487	14,069,670	203,681,157	
		HSD		66,008,908	1,345,101,259	32,443,378	1,377,544,637	
8	Engro Energy	Gas	212.98	146,923,330	739,536,562	45,472,771	785,009,333	
9	Saphire Power	Gas	203.17	18,953,364	85,680,794	6,383,493	92,064,287	
		HSD		80,670,900	1,634,503,887	39,214,114	1,673,718,001	
10	Hubco Narowal	RFO	213.82	129,337,424	1,802,924,515	105,474,678	1,908,399,193	
11	Liberty Power	RFO	196.14	123,055,222	1,687,590,993	117,690,014	1,805,281,007	
12	Halmore	Gas	199.24	-	-	-	-	
		HSD		88,532,591	1,801,411,207	43,717,393	1,845,128,600	
13	Uch-ii	Gas	380.75	248,311,811	939,297,453	34,614,666	973,912,119	
14	JDW	Bagasse	26.35	15,872,500	91,587,500	6,820,413	98,407,913	
15	Nandipur	HSD	425.00	181,000	-	-	-	
Sub-Total:			2,375.87	1,644,391,705	18,945,433,330	914,572,744	19,860,006,074	
IPP,s Total:-			8,264.06	4,640,775,033	49,258,037,653	1,752,693,248	51,010,730,901	
4	Others							
	I.	TPS-Quetta	Gas	25.00	16,092,000	138,391,200	1,108,739	139,499,939
	II.	Zorlu	Wind	56.40	15,504,300	-	68,219	68,219
	III.	FFCEL	Wind	49.50	16,084,000	-	-	-
	IV.	SPPs	Mixed	256.90	89,576,150	867,997,382	-	867,997,382
Others Total			387.80	137,256,450	1,006,388,582	1,176,958	1,007,565,540	
G-Total:			19,417.92	8,963,962,170	59,955,411,329	2,231,251,512	62,186,662,841	

Summary

1	Hydel			3,532,440,766	-	437,454,065	437,454,065
2	Coal			7,854,000	35,341,429	998,243	36,339,672
3	HSD			320,172,430	6,467,641,524	143,199,363	6,610,840,887
4	F.O.			2,779,766,378	43,518,278,380	1,195,359,385	44,713,637,764
5	Gas			1,714,449,846	8,069,947,040	447,351,824	8,517,298,864
6	Nuclear			432,030,000	510,542,435	-	510,542,435
7	Import from Iran			40,211,800	394,075,640	-	394,075,640
8	Wind Power			31,588,300	-	68,219	68,219
9	Mixed			105,448,650	959,584,882	6,820,413	966,405,295
Total For The month				8,963,962,170	59,955,411,329	2,231,251,512	62,186,662,841
Prev. Adjustment				-	768,966,516	(9,512)	768,957,004
Grand Total:				8,963,962,170	60,724,377,845	2,231,241,999	62,955,619,845

Energy Sale Price


Energy Cost (Rs.)	60,724,377,845	2,231,241,999	62,955,619,845
Cost not chargeable to DISCOs (Rs.)	186,113,354		186,113,354
EPP (Chargeable) (Rs.)	60,538,264,491	2,231,241,999	62,769,506,491
Energy Sold (KWh)	8,934,906,079	8,934,906,079	8,934,906,079
Avg. Rate (Rs./KWh)	6.775479	0.249722	7.025200



Source Wise Generation						
Sources	SEPTEMBER 2013		SEPTEMBER 2014			
	Actual		Reference		Actual	
	GWh	%	GWh	%	GWh	%
Hydel	4,141.74	44.16%	3,744.06	42.82%	3,532.44	38.71%
Coal	6.21	0.07%	0.12	0.00%	7.85	0.09%
HSD	115.84	1.24%	152.38	1.74%	320.17	3.51%
RFO	3,128.01	33.35%	2,401.47	27.46%	2,779.77	30.46%
Gas	1,407.83	15.01%	1,990.83	22.77%	1,876.14	20.56%
Nuclear	431.00	4.60%	384.25	4.39%	432.03	4.73%
Import Iran	38.81	0.41%	21.30	0.24%	40.21	0.44%
Mixed	85.66	0.91%	48.71	0.56%	105.45	1.16%
Wind	23.76	0.25%	0.63	0.01%	31.59	0.35%
Total	9,378.86	100.0%	8,743.75	100.0%	9,125.65	100.0%
Sale to IPPs	(2.56)	-0.03%	-	0.00%	(9.21)	-0.10%
Transmission Losses	(276.80)	-2.95%	(218.59)	-2.50%	(181.54)	-1.99%
Net Delivered	9,099.50	97.0%	8,525.16	97.5%	8,934.906	97.91%

Source Wise Fuel Cost/Energy Purchase Price

Sources	SEPTEMBER 2013		SEPTEMBER 2014			
	Actual		Reference		Actual	
	Mlns. Rs.	Rs./kWh	Mlns. Rs.	Rs./kWh	Mlns. Rs.	Rs./kWh
Hydel	-	-	-	-	-	-
Coal	22.42	3.6106	0.42	3.6118	35.34	4.4998
HSD	2,666.13	23.0157	3,155.53	20.7079	6,467.64	20.2005
RFO	48,795.22	15.5994	38,342.04	15.9661	43,518.28	15.6554
Gas	6,813.00	4.8394	10,626.09	5.3375	8,069.95	4.3014
Nuclear	570.14	1.3228	438.78	1.1419	510.54	1.1817
Import Iran	409.36	10.5479	202.38	9.500	394.08	9.8000
Mixed	723.89	8.4508	511.43	10.500	959.58	9.1000
Wind	-	-	-	-	-	-
Total	60,000.18	6.3974	53,276.66	6.0931	59,955.41	6.5700
Supplemental Charges	(93.38)	(0.0100)	-	-	768.97	0.0843
Sale to IPPs	(57.54)	(22.4766)	-	-	(186.11)	(20.2117)
Grand Total	59,849.26	6.3813	53,276.66	6.0931	60,538.26	6.6339
Transmission Losses	-	0.1959	-	0.1562	-	0.1416
Net Total	59,849.26	6.5772	53,276.66	6.2493	60,538.26	6.7755



**To Be Published in
Official Gazette of Pakistan Part-II**

National Electric Power Regulatory Authority



NOTIFICATION

Islamabad, the October 31, 2014

S.R.O. *969* (I)/2014: – Pursuant to Section 31(4) of the Regulation of Generation, Transmission and Distribution of Electric Power Act, 1997 as amended through Regulation of Generation, Transmission and Distribution of Electric Power (Amendment) Act 2011, the National Electric Power Regulatory Authority makes and notifies the following adjustment in the approved tariff on account of variation in fuel charge for the month of September 2014 in respect of Ex-WAPDA Distribution Companies (XWDISCOs):

Actual Fuel Charges Component for September 2014	Rs.6.7665/kWh
Corresponding Reference Fuel Charges Component	Rs.6.2493/kWh
Fuel Price Variation for the month of September 2014 - Increase	Rs.0.5171/kWh

Note: The Authority has reviewed and assessed an increase of Rs.0.5171/kWh in the applicable tariff for EX-WAPDA DISCOs on account of variation in the fuel charges for the month of September 2014 as per the above details.

2. The above adjustment an increase of Rs.0.5171/kWh shall be applicable to all the consumer categories except lifeline consumers of all the XWDISCOs. The said adjustment shall be shown separately in the consumers' bills on the basis of units billed to the consumers in the month of September 2014 by the XWDISCOs. XWDISCOs shall reflect the fuel charges adjustment in respect of September 2014 in the billing month of November 2014.

3. While affecting the Fuel Adjustment Charges, the concerned DISCOs shall keep in view and strictly comply with the orders of the courts notwithstanding this order.


(Syed Safer Hussain)
Registrar

Mark