



Registrar

National Electric Power Regulatory Authority

Islamic Republic of Pakistan

NEPRA Tower, Ataturk Avenue (East) G-5/1, Islamabad
Ph: +92-51-9206500, Fax: +92-51-2600021
Web: www.nepra.org.pk, E-mail: info@nepra.org.pk

No. NEPRA/R/TRF-100/MFPA /3102 - 3121

March 31, 2014

1. Chief Executive Officer, FESCO, Faisalabad.
2. Chief Executive Officer, GEPCO, Gujranwala.
3. Chief Executive Officer, HESCO, Hyderabad.
4. Chief Executive Officer, IESCO, Islamabad.
5. Chief Executive Officer, LESCO, Lahore.
6. Chief Executive Officer, MEPCO, Multan.
7. Chief Executive Officer, PESCO, Peshawar.
8. Chief Executive Officer, QESCO, Quetta
9. Chief Executive Officer, SEPCO, Sukkur.
10. Chief Executive Officer, TESCO, Peshawar.

Subject: Decision of the Authority in the matter of Fuel Charges Adjustment for the Month of February 2014 for XWDISCOs along with Notifications Thereof

Enclosed please find herewith copy of the following decision of the Authority regarding adjustment in fuel charges in respect of Ex-WAPDA Distribution Companies for the month of February 2014 alongwith Notifications thereof:

- i) Copy of decision of the Authority (06 pages) for the month of February 2014 and Notification thereof i.e. SRO 220(I)/2014 dated 28.03.2014.

2. DISCOs are directed that while charging the fuel charge adjustment from their consumers, the Orders of the Honourable Court(s), if any, be kept in mind and ensure compliance with the Order(s) of the Court(s), whatsoever, in this regard. In case of non-compliance of Courts Order the concerned DISCO shall be held responsible for violating / defying the orders of the Honourable Court(s).

Enclosure: As above.

(Syed Safeer Hussain)
Registrar
31/3/14


CC:

1. Secretary, Cabinet Division, Cabinet Secretariat, Islamabad.
2. Secretary, Ministry of Water & Power, 'A' Block, Pak Secretariat, Islamabad.
3. Secretary, Ministry of Finance, 'Q' Block, Pak Secretariat, Islamabad.
4. Managing Director, PEPCO, WAPDA House, Lahore.
5. Member (Power), WAPDA, WAPDA House, Lahore.
6. Managing Director, NTDC, 414 WAPDA House, Lahore.
7. Registrar, Supreme Court of Pakistan, Islamabad.
8. Chief Operating Officer, CPPA, WAPDA House, Lahore.
9. General Manager, WAPDA Power Privatization Organization (WPPO) of NTDC, Lahore.
10. All Pakistan Textile Mills Association (APTMA) through Rashid Law Associates Attorneys & Corporate Consultants, 5th Floor, Ajmal House, 27-Egerton Road, Lahore.



**DECISION OF THE AUTHORITY IN THE MATTER OF FUEL CHARGES
ADJUSTMENT FOR THE MONTH OF FEBRUARY 2014 FOR EX-WAPDA DISCOS**


1. Pursuant to the provisions of Section 31(4) of the Regulation of Generation, Transmission and Distribution of Electric Power Act 1997, (XL of 1997) read with the mechanism/formula determined by the Authority in the tariff determinations for Ex-WAPDA DISCOs for the Financial Year 2012-13, the Authority has to make adjustments in the approved tariff on account of any variations in the fuel charges on a monthly basis.
2. In order to make adjustments in the approved tariff of the XWDISCOs due to variations in the fuel charges for the month of February 2014, necessary information as to the details of the actual fuel charges etc. was obtained from Central Power Purchasing Agency (CPPA).
3. Notwithstanding the fact that the monthly adjustment on account of fuel charges variation is made in pursuance of the provisions of section 31(4) of the Act XL of 1997 as well as on the basis of a mechanism/formula already determined by the Authority in its annual tariff determinations for ex-WAPDA DISCOS, yet the impact of such adjustments, if any, is to be paid by the consumers of electricity, therefore, the salient features and details of the proposed adjustments in the approved tariff were published in newspapers and also uploaded on NEPRA's Website for information of all concerned. In order to provide an opportunity of hearing to all concerned and to meet the ends of natural justice, it was also decided to conduct a public hearing on 25th March 2014 in NEPRA Tower, Attaturk Avenue (East), G-5/1, Islamabad. The date of hearing was also mentioned in the advertisement published in the newspapers and on NEPRA's website whereby participation in the hearing and filing of comments/objections from any interested person was invited.
4. On the date fixed for the hearing, representatives from Central Power Purchasing Agency (CPPA), National Power Control Cell (NPCC), Sui Southern Gas Company Limited (SSGCL) and media were present; however, no representative from Wapda Private Power Organization (WPPO), Sui Northern Gas Pipeline Limited (SNGPL), Ministry of Water & Power and Ministry of Finance attended the hearing despite service of notice. Neither any objection/comments were filed by any interested person/consumer nor did anyone from the consumers attend the hearing.





5. Notwithstanding non-filing of any objections as to the information provided by CPPA seeking monthly fuel adjustments, the Authority has gone through the information so provided and due diligence is also done accordingly. From the perusal of the information so provided by CPPA, it has been observed that the actual pool fuel charge for the month of February 2014 is Rs. 7.5831/kWh against the reference fuel cost component of Rs. 7.8430/kWh as indicated in the Annexure-IV of the Authority's determination pertaining to the Ex-WAPDA DISCOs for FY 2012-13. The actual fuel charges for the month of February 2014 decreased by Rs. 0.2599/kWh (Annex-I&II) as compared to the reference fuel charges.
6. As per details provided by CPPA, 92.40 GWh were purchased by DISCOs from small and captive power plants during February 2014. CPPA provided actual details of energy purchased from these plants. According to the details provided by CPPA, the actual fuel cost of this energy is Rs. 910.914 million. For the purpose of calculation of fuel charges adjustment, fuel cost components of those plants whose cases are pending in the courts have not been considered. Accordingly for the instant adjustment, 39.07 GWh and cost of Rs. 477.28 million has been considered on account of fuel cost component of energy purchased from small and captive power plants.
7. CPPA reported NTDC transmission losses of 137.21 GWh (2.28%) during February 2014, which are lower than the Authority's assessed transmission losses of 3% as per its determination dated 19.07.2013 in the matter of NTDC, notified vide SRO No. 886(I) 2013 dated 24.09.2013. Accordingly, actual losses i.e. 137.21 GWh (2.28%) incurred by CPPA, being lower than the Authority assessed losses, have been taken into account for the purpose of current adjustment.
8. The Authority, after incorporating the adjustment referred in Paragraph 6 above, has reviewed and assessed a decrease of Rs. 0.2650/kWh in the applicable tariff for Ex-WAPDA DISCOs on account of variations in the fuel charges for the month of February 2014 as per the following details:

Actual Fuel Charges Component for February 2014	Rs. 7.5780/kWh
Corresponding Reference Fuel Charges Component	Rs. 7.8430/kWh
Fuel Price Variation for the month of February 2014 (Decrease)	(Rs. 0.2650/kWh)

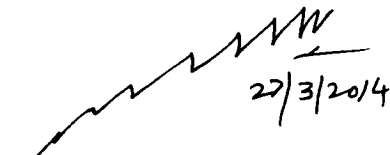




9. The assessed fuel charges adjustment (decrease) of Rs. 0.2650/kWh for the month of February 2014 is less by Rs. 2.5074/kWh than the adjustment (increase) of Rs. 2.2424/kWh for the month of January 2014, therefore, effectively there will be a decrease of Rs. 2.5074/kWh in the bill of the consumers on account of fuel charges adjustment as compared to the previous month, i.e. January 2014.
10. The adjustment as referred to in Para 8 above ;
- i) shall be applicable to all the consumer categories except lifeline and Agricultural Consumers of all the DISCOs;
 - ii) shall be shown separately in the consumers' bill on the basis of units billed to the consumers in the month of February 2014.
 - iii) DISCOs shall reflect the fuel charges adjustment in respect of February 2014 in the billing month of April 2014.
 - iv) While affecting the Fuel Adjustment Charges, the concerned DISCOs shall keep in view and strictly comply with the orders of the courts notwithstanding this order.

AUTHORITY


ix. Note below


27/3/2014

(Habibullah Khilji)
Member



27/3/14


(Maj (R) Haroon Rashid)
Member


27-3-14

(Khawaja Muhammad Naeem)
Vice Chairman

ix. Note : Already given my reservation in RM-648 decision .
Impact of accumulation as per clause -6 of this decision may burden consumers in the end.





27/3/2014

CENTRAL POWER PURCHASING AGENCY (CPPA)
Energy Procurement Report (Provisional)
Feb/2014

Annex-I

S.No.	Power Producer	Fuel	Dep. Capacity (MW)	Energy KWh	FCC Rs.	VO&M Rs.	Total Energy Cost (Rs.)
1	<i>Hydel</i>				-	-	
	i. WAPDA	Hydel	6,612.00	1,939,538,452	-	131,326,149	131,326,149
	ii. Jagran	Hydel	30.00	412,570	-	824,315	824,315
	iii. Pehure	Hydel	17.90	(29,160)	-	(8,311)	-8,311
	iv. Malakand-III SHYDO	Hydel	81.46	24,613,000	-	6,153,250	6,153,250
	v. Laralb	Hydel	84.00	43,906,000	-	7,679,159	7,679,159
	Hydel Total:		6,825.36	2,008,440,862	-	145,974,562	145,974,562
	Ex-WAPDA GENCOs						
	GENCO-I				-	-	
	i. Jamshoro Block 1	RFO	205.00	67,700,000	1,235,981,699	9,843,580	1,245,825,279
	Jamshoro Block 2	RFO	470.00	37,215,000	783,918,181	5,411,061	789,329,242
	Jamshoro Total		798.50	104,915,000	2,019,899,880	15,254,641	2,035,154,521
	GENCO-II						
	Central Block 2	Gas	390	230,649,954	1,286,288,663	15,891,782	1,302,180,445
	Guddu CC 5-10	Gas	530	32,688,944	273,449,554	2,252,268	275,701,822
	Guddu Steam 3-4	Gas	340	73,440,214	491,469,256	5,060,031	496,529,287
	Central Block 4	Gas	140	15,839,588	113,569,846	1,091,348	114,661,194
	Central Total		1,400.00	352,618,700	2,164,777,319	24,295,428	2,189,072,747
	GENCO-III						
	Northern Block 1	RFO	558.00	207,864,409	3,973,856,103	5,196,610	3,979,052,713
	Northern Block 2	RFO	270.00	62,211,826	1,178,966,637	1,555,296	1,180,521,932
	Northern Block 3	RFO	360.00	(632,293)	(13,615,383)	(15,807)	-13,631,190
	Northern Total:		1,568.00	269,443,942	5,139,207,356	6,736,099	5,145,943,455
	GENCO-IV						
		Coal	31.20	10,051,000	45,227,490	1,277,482	46,504,972
	Total:		31.20	10,051,000	45,227,490	1,277,482	46,504,972
	GENCOs Total:-		3,797.70	737,028,642	9,369,112,045	47,563,650	9,416,675,695
3	IPPs						
	1 Kot Addu Block 1	RFO	325	220,717,400	3,057,897,121	99,535,300	3,157,432,421
	Kot Addu Block 2	RFO	762	247,373,600	3,764,559,333	157,029,770	3,921,589,103
	KAPCO Total		1,336.00	468,091,000	6,822,456,454	256,565,070	7,079,021,524
	2 Hub Power	RFO	1,200.00	494,289,200	7,993,915,394	90,025,798	8,083,941,192
	3 Kohinoor Energy	RFO	124.00	66,013,000	1,020,605,170	38,590,345	1,059,195,515
	4 AES Lalpir	RFO	350.00	112,210,000	1,875,649,509	18,790,574	1,894,440,083
	5 Pak Gen Power Limited	RFO	348.60	103,858,400	1,726,712,785	17,392,024	1,744,104,809
	6 Southern Power	RFO	110.47	-	-	-	0
	7 Habibullah	Gas	129.15	4,662,249	22,344,761	2,233,684	24,578,445
	8 Fauji Kabirwala	Gas	151.20	82,343,000	290,365,999	60,504,241	350,870,240
	9 Rousch	Gas	395.00	112,941,153	556,575,873	30,991,934	587,567,807
	10 Saba Power	RFO	125.55	-	-	-	0
	11 Japan Power	RFO	107.00	-	-	-	0
	12 Uch	Gas	551.25	363,014,000	978,953,207	84,727,468	1,063,680,675
	13 Altern	Gas	27.12	1,976,280	8,714,877	1,343,870	10,058,747
	14 Liberty	Gas	211.85	-	-	-	0
	15 Davis Energen	Gas	10.00	1,123,000	5,145,025	-	5,145,025
	16 Chashma Nuclear	Nucl.	300.00	187,601,000	236,020,818	-	236,020,818
	17 Chashma Nuclear-II	Nucl.	315.00	206,367,000	285,983,389	-	285,983,389
	18 Tavanir Iran	import	96.00	28,097,800	296,431,790	-	296,431,790
	Sub-Total:		5,888.19	2,232,587,082	22,119,875,051	601,165,008	22,721,040,059



CENTRAL POWER PURCHASING AGENCY (CPPA)
Energy Procurement Report (Provisional)
Feb/2014

S.No.	Power Producer	Fuel	Dep. Capacity (MW)	Energy KWh	FCC Rs.	VO&M Rs.	Total Energy Cost (Rs.)	
1	Attock-Gen	RFO	156.18	86,766,809	1,265,605,955	77,907,918	1,343,513,873	
2	Atlas Power	RFO	213.86	120,851,616	1,770,617,047	106,808,658	1,877,425,705	
3	Nishat Power	RFO	195.31	104,860,680	1,604,215,570	92,675,869	1,696,891,439	
4	Foundation Power	Gas	171.48	94,049,136	440,324,488	34,036,382	474,360,870	
5	Orient	Gas	212.70	-	-	-	-	
		HSD		-	-	-	-	
6	Nishat Chunlian	RFO	195.72	125,578,463	1,847,274,349	110,722,531	1,957,996,880	
7	Saif Power	Gas	205.27	-	-	-	-	
		HSD		-	-	-	-	
6	Engro Energy	Gas	213.56	127,924,689	642,389,877	40,871,938	683,261,815	
9	Saphire Power	Gas	207.96	-	-	-	-	
		HSD		-	-	-	-	
10	Hubco Narowal	RFO	213.82	117,019,068	1,723,846,500	97,242,840	1,821,089,340	
11	Liberty Power	RFO	196.14	111,146,411	1,667,090,492	109,201,349	1,776,291,841	
12	Halmore	Gas	199.24	-	-	-	-	
		HSD		-	-	-	-	
13	Uch-II	Gas	375.20	37,509,000	-	-	-	
Sub-Total:			2,381.24	925,705,872	10,961,364,278	669,467,485	11,630,831,763	
IPP,s Total:-			8,269.43	3,158,292,954	33,081,239,329	1,270,632,493	34,351,871,822	
4	Others							
	i.	TPS-Quetta	Gas	25.00	(25,000)	(256,923)	(1,723)	-258,645
	ii.	Zorlu	Wind	56.40	6,653,000	-	29,273	29,273
	iii.	FFCEL	Wind	49.50	6,408,000	-	-	-
	iv.	SPPs	Mixed	256.90	92,402,929	910,914,097	-	910,914,097
Others Total			387.80	105,438,929	910,657,174	27,551	910,684,725	
G-Total:			19,280.29	6,009,201,387	43,361,008,549	1,464,198,256	44,825,206,804	

Summary

1	Hydel			2,008,440,862	-	145,974,562	145,974,562
2	Coal			10,051,000	45,227,490	1,277,482	46,504,972
3	HSD			-	-	-	0
4	F.O.			2,285,043,589	36,477,096,462	1,037,913,715	37,515,010,177
5	Gas			1,178,136,207	5,109,334,503	279,003,223	5,388,337,726
6	Nuclear			393,968,000	522,004,207	-	522,004,207
7	Import from Iran			28,097,800	296,431,790	-	296,431,790
8	Wind Power			13,061,000	-	29,273	29,273
9	Mixed			92,402,929	910,914,097	-	910,914,097
Total For The month				6,009,201,387	43,361,008,549	1,464,198,256	44,825,206,804
Prev. Adjustment				-	1,214,021,464	-	1,214,021,464
Grand Total:				6,009,201,387	44,575,030,013	1,464,198,256	46,039,228,269

Energy Sale Price


Energy Cost (Rs.)	44,575,030,013	1,464,198,256	46,039,228,269
Cost not chargeable to DISCOs (Rs.)	76,419,895		76,419,895
EPP (Chargeable) (Rs.)	44,498,610,118	1,464,198,256	45,962,808,374
Energy Sold (KWh)	5,868,161,999	5,868,161,999	5,868,161,999
Avg. Rate (Rs./KWh)	7.583058	0.249516	7.832573



Source Wise Generation						
Sources	February 2013		February 2014			
	Actual		Reference		Actual	
	GWh	%	GWh	%	GWh	%
Hydel	1,611.82	29.80%	1,505.47	23.82%	2,008.44	33.42%
Coal	-	0.00%	12.92	0.20%	10.05	0.17%
HSD	34.19	0.63%	142.22	2.25%	-	0.00%
RFO	2,065.96	38.20%	2,462.66	38.96%	2,285.04	38.03%
Gas	1,494.87	27.64%	1,764.72	27.92%	1,178.14	19.61%
Nuclear	68.86	1.27%	358.63	5.67%	393.97	6.56%
Import Iran	22.63	0.42%	19.88	0.31%	28.10	0.47%
Mixed	109.68	2.03%	53.08	0.84%	92.40	1.54%
Wind	0.48	0.01%	0.63	0.01%	13.06	0.22%
Total	5,408.48	100.0%	6,320.22	100.0%	6,009.20	100.0%
Sale to IPPs	(7.38)	-0.14%		0.00%	(3.83)	-0.06%
Transmission Losses	(181.65)	-3.36%	(158.01)	-2.50%	(137.21)	-2.28%
Net Delivered	5,219.45	96.5%	6,162.21	97.5%	5,868.16	97.65%

Source Wise Fuel Cost/Energy Purchase Price

Sources	February 2013		February 2014			
	Actual		Reference		Actual	
	Mlns. Rs.	Rs./kWh	Mlns. Rs.	Rs./kWh	Mlns. Rs.	Rs./kWh
Hydel	112.07	0.0695	-	-	-	-
Coal	-	-	46.66	3.6118	45	4.4998
HSD	750.16	21.9393	2,650.64	18.6371	-	-
RFO	34,044.25	16.4787	34,934.88	14.1859	36,477	15.9634
Gas	7,569.93	5.0640	9,542.17	5.4072	5,109.33	4.3368
Nuclear	100.44	1.4587	409.52	1.1419	522.00	1.3250
Import Iran	226.30	10.0000	188.89	9.500	296.43	10.5500
Mixed	1,166.56	10.6358	557.32	10.500	910.91	9.8581
Wind	0.00	0.0044	-	-	-	-
Total	43,969.71	8.1298	48,330.08	7.6469	43,361.01	7.2158
Supplemental Charges	(94.09)	(0.0174)		-	1,214.02	0.2020
Sale to IPPs	(112.47)	(15.2368)		-	(76.42)	(19.9672)
Grand Total	43,763.14	8.0916	48,330.08	7.6469	44,498.61	7.4051
Transmission Losses	(376.72)	0.2209		0.1961	-	0.1780
Net Total	43,386.42	8.3124	48,330.08	7.8430	44,498.61	7.5831



**To Be Published in
Official Gazette of Pakistan Part-II**

National Electric Power Regulatory Authority



NOTIFICATION

Islamabad, the March 28, 2014

S.R.O. 220 (I)/2014: – Pursuant to Section 31(4) of the Regulation of Generation, Transmission and Distribution of Electric Power Act, 1997 as amended through Regulation of Generation, Transmission and Distribution of Electric Power (Amendment) Act 2011, the National Electric Power Regulatory Authority makes and notifies the following adjustment in the approved tariff on account of variation in fuel charge for the month of February 2014 in respect of Ex-WAPDA Distribution Companies (XWDISCOs):


Actual Fuel Charges Component for February 2014	Rs.7.5780/kWh
Corresponding Reference Fuel Charges Component	Rs.7.8430/kWh
Fuel Price Variation for the month of February 2014 (Decrease)	(Rs.0.2650/kWh)

Note: The Authority has reviewed and assessed a decrease of (Rs.0.2650/kWh) in the applicable tariff for EX-WAPDA DISCOs on account of variation in the fuel charges for the month of February 2014 as per the above details.

2. The above adjustment a decrease of (Rs.0.2650/kWh) shall be applicable to all the consumer categories except lifeline and agricultural consumers of all the XWDISCOs. The said adjustment shall be shown separately in the consumers' bills on the basis of units billed to the consumers in the month of February 2014 by the XWDISCOs. XWDISCOs shall reflect the fuel charges adjustment in respect of February 2014 in the billing month of April 2014.

3. While affecting the Fuel Adjustment Charges, the concerned DISCOs shall keep in view and strictly comply with the orders of the courts notwithstanding this order.


(Syed Safer Hussain)
Registrar


28/3/14