



Registrar

National Electric Power Regulatory Authority Islamic Republic of Pakistan

NEPRA Tower, Attaturk Avenue (East), G-5/1, Islamabad
Ph: +92-51-9206500, Fax: +92-51-2600026
Web: www.nepra.org.pk, E-mail: registrar@nepra.org.pk

No. NEPRA/R/TRF-100/MFPA/18705-23

January 1, 2016

1. Chief Executive Officer, FESCO, Faisalabad.
2. Chief Executive Officer, GEPCO, Gujranwala.
3. Chief Executive Officer, HESCO, Hyderabad.
4. Chief Executive Officer, IESCO, Islamabad.
5. Chief Executive Officer, LESCO, Lahore.
6. Chief Executive Officer, MEPCO, Multan.
7. Chief Executive Officer, PESCO, Peshawar.
8. Chief Executive Officer, QESCO, Quetta
9. Chief Executive Officer, SEPCO, Sukkur.
10. Chief Executive Officer, TESCO, Peshawar.

Subject: **Decision of the Authority in the matter of Fuel Charges Adjustment for the Month of November 2015 for XWDISCOs along with Notification Thereof**

Enclosed please find herewith copy of the decision of the Authority (08 pages) regarding adjustment in fuel charges in respect of Ex-WAPDA Distribution Companies for the month of November 2015 alongwith its Notification i.e. S.R.O 02(I)/2016 dated 01.01.2016.

2. XWDISCOs are directed that while charging the fuel charge adjustment from their consumers, the Order of the Honourable Court(s), if any, be kept in mind and ensure compliance with the Order(s) of the Court(s), whatsoever, in this regard. In case of non-compliance of Courts Order the concerned DISCO shall be held responsible for violating/defying the orders of the Honourable Court(s).

Enclosure: As above (Decision alongwith Notification is also available on NEPRA's website)

(Syed Safer Hussain)


CC:

1. Secretary, Cabinet Division, Cabinet Secretariat, Islamabad.
2. Secretary, Ministry of Water & Power, 'A' Block, Pak Secretariat, Islamabad.
3. Secretary, Ministry of Finance, 'Q' Block, Pak Secretariat, Islamabad.
4. Managing Director, PEPCO, WAPDA House, Lahore.
5. Member (Power), WAPDA, WAPDA House, Lahore.
6. Managing Director, NTDC, 414 WAPDA House, Lahore.
7. Registrar, Supreme Court of Pakistan, Islamabad.
8. Chief Executive Officer, Central Power Purchasing Agency Guarantee Limited 6th Floor, Shaheed-e-Millat Secretariat, Jinnah Avenue, Blue Area, Islamabad
9. General Manager, WAPDA Power Privatization Organization (WPPO) of NTDC, Lahore.



**DECISION OF THE AUTHORITY IN THE MATTER OF FUEL CHARGES ADJUSTMENT FOR
THE MONTH OF NOVEMBER 2015 FOR EX-WAPDA DISCOS**

1. Pursuant to the provisions of Section 31(4) of the Regulation of Generation, Transmission and Distribution of Electric Power Act 1997, (XL of 1997) read with the mechanism/formula determined by the Authority in the tariff determinations for Ex-WAPDA DISCOs for the Financial Year 2014-15, the Authority has to make adjustments in the approved tariff on account of any variations in the fuel charges on a monthly basis.
2. In order to make adjustments in the approved tariff of the XWDISCOs due to variations in the fuel charges for the month of November 2015, necessary information as to the details of the actual fuel charges etc. was obtained from Central Power Purchasing Agency Guarantee Limited (CPPA-G).
3. Notwithstanding the fact that the monthly adjustment on account of fuel charges variation is made in pursuance of the provisions of Section 31(4) of the Act XL of 1997 as well as on the basis of a mechanism/formula already determined by the Authority in its annual tariff determinations for ex-WAPDA DISCOS, yet the impact of such adjustments, if any, is to be paid by the consumers of electricity, therefore, the salient features and details of the proposed adjustments in the approved tariff were published in newspapers on December 24, 2015 and also uploaded on NEPRA's Website for information of all concerned. In order to provide an opportunity of hearing to all concerned and to meet with the ends of natural justice, it was decided to conduct a hearing on the issue on December 29, 2015 at NEPRA Tower, Attaturk Avenue (East), G-5/1, Islamabad. Notice of hearing was published national newspapers and the same was also uploaded on NEPRA's website whereby participation in the hearing and filing of comments/objections from any interested person were invited. Separate notices were also sent to the interested / affected parties.
4. On the date fixed for the hearing, representatives from Central Power Purchasing Agency Guarantee Limited (CPPA-G), National Transmission and Dispatch Company (NTDC) and media were present; however, no representative from National Power Control Center (NPCC), WAPDA Power Privatization Organization (WPPO), Sui Southern Gas Company



[Handwritten signature]




Limited (SSGCL), Sui Northern Gas Pipelines Limited (SNGPL), Ministry of Water & Power and Ministry of Finance attended the hearing despite service of notice. Neither any objection/comments were filed by any interested person/consumer nor did anyone from the consumers attend the hearing.

5. The Authority has gone through the information provided by CPPA-G seeking monthly fuel adjustment and due diligence is also done accordingly. From perusal of the information so provided by CPPA-G, the actual pool fuel charge for the month of November 2015 is Rs. 5.3256/kWh, against the reference fuel cost component of Rs.7.3040/kWh as indicated in the Annexure-IV of the Authority's determination pertaining to the Ex-WAPDA DISCOs for FY 2014-15. The actual fuel charges for the month of November 2015 decreased by Rs.1.9784/kWh (Annex-I&II) as compared to the reference fuel charges.
6. The Authority observed that CPPA-G adjusted an amount of Rs.7,408.67 million in the FCA of November 2015, on account of previous adjustment / supplemental charges. However, no detail with regard to the nature and the period to which these adjustments pertain were provided by CPPA-G with the monthly FCA information. Upon inquiry by Authority, during the hearing, CPPA-G explained that the claimed amount of Rs.7,408.67 million, *inter alia*, includes Rs.3,941.48 million pertaining to GENCOs primarily due to revision in their fuel cost component owing to revision in the heat rates, Rs.1,753.42 million relates to AES Lalpir which was previously not claimed, Rs.726 Million pertains to Roush Power Plant on account of RLN Gcost previously disallowed by the Authority and Rs.570.18 Million for the Liberty Power plant. CPPA-G, during the hearing, also submitted that the amount of Rs.570.18 million claimed for Liberty Power Plant pertaining to GIDC, has already been adjusted in previous months and therefore the same was included inadvertently and may not be considered in the instant adjustment. Accordingly, amount of Rs.570.18 Million has not been included in the total cost while working out FCA for the month of November 2015.
7. The Authority inquired CPPA-G about the generation license in the matter of TPS-Quetta. CPPA-G submitted that the matter is being taken-up with the concerned GENCO. The Authority directed CPPA-G to expedite the same.





8. As per details provided by CPPA-G, 12.259GWh were purchased by DISCOs from small and captive power plants. CPPA-G provided actual details of energy purchased from these plants. According to the details provided by CPPA-G, the actual fuel cost of this energy is Rs.91.82 million, however, the same works out to be Rs.90.76 million a per NEPRA approved rates. Accordingly for the instant adjustment, cost of Rs. 90.76 million has been considered on account of fuel cost component of energy purchased from small and captive power plants.
9. CPPA-G reported NTDC transmission losses of 173.98GWh i.e. 2.59% during November 2015, which are lower than the Authority's assessed transmission losses of 3% as per its determination dated 19.07.2013 in the matter of NTDC, notified vide SRO No. 886(I) 2013 dated 24.09.2013. Accordingly, for calculation of FCA for November 2015, actual losses of 173.98 GWh i.e. 2.59% incurred by CPPA-G, being lower than the Authority assessed losses, have been taken into account for the purpose of current adjustment.
10. The Authority observed that CPPA-G in its instant monthly FCA request has claimed Transmission losses as a percentage of the total energy generated for the month including the energy generated by those power plants which are directly connected to DISCOs network at 132KV. The Authority is of the view that while working out the Transmission losses such power plants shall not be counted with others and treated separately and losses only to the extent of electricity transmitted through NTDC network be considered. The Authority, therefore, again directed CPPA-G to provide detail of the energy which is being transmitted using NTDC Network separately for its 500KV and 220 KV network for consideration of the Authority.
11. The Authority in its FPA decision of October 2015 directed CPPA-G to provide, with its monthly FCA request, complete detail showing plant wise Licensed Capacity, Net Capacity available for generation, energy generated, quantity of fuel used, total fuel cost, Fuel Cost/kWh, Heat Rate / efficiency and plant utilization factor for Authority's consideration. CPPA-G however did not provide the said information with its FCA request of November 2015. The






Authority took serious notice of this non-compliance of the Authority's direction by CPPA-G and again directed it to provide the required information.

12. The Authority also observed late submission of monthly FCA data by CPPA-G and directed CPPA-G to submit the data as per the timelines given by the Authority. Here it is pertinent to mention that the Authority has already taken cognizance of the issue of late submission of information by CPPA-G and has issued a show cause notice to NTDC / CPPA in this regard, proceedings of which are on an advance stage.
13. The Authority, after incorporating the aforementioned adjustments, has reviewed and assessed a decrease of Rs.2.0657/kWh in the applicable tariff for Ex-WAPDA DISCOs on account of variations in the fuel charges for the month of November 2015 as per the following details:

Actual Fuel Charges Component for November 2015	Rs. 5.2383/kWh
Corresponding Reference Fuel Charges Component	Rs. 7.3040/kWh
Fuel Price Variation for the month of November 2015 - Decrease	(Rs. 2.0657 /kWh)


14. In view of the aforementioned, the Authority has decided that adjustment as referred to in Para 13 above ;
- a. Shall be applicable to all the consumer categories except lifeline consumers, domestic consumers consuming up-to 300 units and Agriculture Consumers of all the DISCOs. It is hereby clarified that negative adjustment on account of monthly FCA is also applicable to the domestic consumers having Time of Use (ToU) meters irrespective of their consumption level. In case such adjustments have not been passed on to the domestic consumers, having ToU meters, in the past, the respective DISCOs are hereby directed to pass on the same to such consumers in their monthly bills.
- b. Shall be shown separately in the consumers' bill on the basis of units billed to the consumers in the month of November 2015.







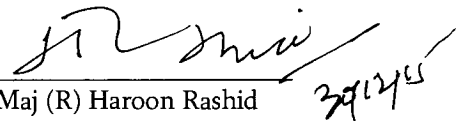
- c. DISCOs shall reflect the fuel charges adjustment in respect of November 2015 in the billing month of January 2016.
- d. While affecting the Fuel Adjustment Charges, the concerned DISCOs shall keep in view and strictly comply with the orders of the courts notwithstanding this order.


AUTHORITY


Khawaja Muhammad Naeem
Member

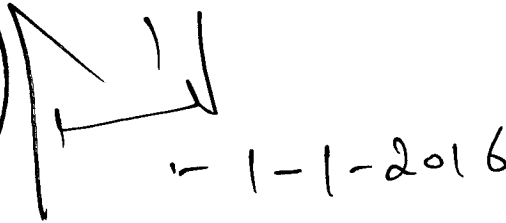

Himayat Ullah Khan
Member


Syed Masood-ul-Hassan Naqvi
Member


Maj (R) Haroon Rashid
Vice Chairman



Brig (R) Tariq Sadozai
Chairman




- 1 - 1 - 2016

CENTRAL POWER PURCHASING AGENCY (CPPA)
Energy Procurement Report (Provisional)
Nov-2015

S.No.	Power Producer	Fuel	Dep. Capacity (MW)	Energy KWh	FCC Rs.	VO&M Rs.	Total Energy Cost (Rs.)	
1	Hydel							
	i	WAPDA	Hydel	6,902.00	2,209,845,176	-	191,967,041	191,967,041
	ii	Jagran	Hydel	30.00	8,047,800	-	12,082,905	12,082,905
	iii	Pehure	Hydel	17.90	2,862,380	-	815,773	815,773
	iv	Malakand-II SHYDO	Hydel	51.45	28,554,000	-	7,388,500	7,388,500
	v	Larail	Hydel	84.00	54,047,000	-	10,890,471	10,890,471
	Hydel Total:			7,115.35	2,302,356,038	-	223,144,690	223,144,690
2	Ex-WAPDA GENCOs							
	GENCO-I							
		Jamshoro Block 2	RFO	470.00	11,466,566	97,728,186	1,060,567	98,789,563
		Unit 2-4	Gas		204,675,834	1,705,257,991	18,932,807	1,726,190,588
		Kotri 3-7	Gas	106.50	60,390,400	460,923,488	5,586,112	466,509,580
		Jamshoro Total		798.50	294,017,400	2,408,220,096	27,196,610	2,435,416,706
	GENCO-II							
		Central Block 2	Gas	390	97,148,922	644,728,821	6,693,551	651,422,382
		Guddu CC 6-10	Gas	530	8,401,467	83,634,824	575,860	84,213,684
		Guddu 747	Gas	747	302,456,284	1,451,790,163	83,366,952	1,636,147,116
		Central Total		2,147.00	428,670,384	2,344,713,483	92,053,103	2,436,766,587
	GENCO-III							
		Northern Block 1	RFO	558.00	95,841,635	899,519,045	2,398,041	901,318,088
		Northern Block 2	RFO	270.00	(269,726)	(2,432,893)	(6,743)	-2,439,638
		Northern Block 3	RFO	380.00	20,538,996	221,391,798	520,975	221,912,773
		Northern Total:		1,568.00	116,410,905	1,118,477,953	2,910,273	1,121,388,226
	GENCO-IV							
			Coal	31.20	5,575,000	29,590,685	835,810	30,426,494
		Total:		31.20	5,575,000	29,590,685	835,810	30,426,494
	GENCO-V							
		RFO	425.00	127,897,000	1,324,812,031	90,474,338	1,418,286,369	
	Total:		425.00	127,897,000	1,324,812,031	90,474,338	1,418,286,369	
	GENCOs Total:-		4,969.70	973,571,689	7,225,814,246	213,470,133	7,439,284,381	
3	IPPs							
	1	Kot Addu Block 1	RFO		220,236,300	1,448,139,009	96,681,351	1,544,820,360
			Gas	325	-	-	-	0
		Kot Addu Block 2	RFO		197,060,700	1,411,445,996	121,755,514	1,533,201,510
			Gas	762	-	-	-	0
		Kot Addu Block 3	Gas	249	-	-	-	0
			HSD		-	-	-	0
		KAPCO Total		1,336.00	417,297,000	2,859,585,005	218,436,865	3,078,021,870
	2	Hub Power	RFO	1,200.00	486,267,400	3,724,716,977	81,489,342	3,908,176,319
	3	Kohinoor Energy	RFO	124.00	64,071,000	448,578,290	36,572,394	486,180,684
	4	AES Lstpr	RFO	350.00	673,900	5,596,910	110,187	5,707,097
	5	Pak Gen Power Limited	RFO	348.80	-	-	-	-
	6	Southern Power	RFO	110.47	-	-	-	-
	7	Habibullah	Gas	129.15	88,391,208	333,035,002	28,283,954	361,318,986
	8	Fauji Kabirwala	Gas	181.20	62,893,380	330,649,238	46,123,862	376,773,100
	9	Rousch	Gas	395.00	256,029,552	1,807,135,354	68,438,164	1,875,573,508
	10	Saba Power	RFO	125.55	-	-	-	-
	11	Japan Power	RFO	107.00	-	-	-	-
12	Uch	Gas	551.25	345,613,000	912,527,680	78,765,203	991,292,883	
13	Albem	Gas	27.12	7,599,510	49,631,121	4,971,685	54,602,786	
14	Liberty	Gas	211.85	140,408,500	986,837,435	44,397,968	1,030,235,403	
15	Davie Energen	Gas	10.00	7,441,000	48,961,780	3,651,299	52,613,079	
16	Chashma Nuclear	Nucl.	300.00	-	-	-	0	
17	Chashma Nuclear-II	Nucl.	315.00	219,162,000	246,557,280	-	246,557,280	
18	Tavank Iran	Import	96.00	34,454,020	361,767,210	-	361,767,210	
	Sub-Total:		8,858.19	2,100,301,570	12,114,579,252	610,210,893	12,724,790,145	



CENTRAL POWER PURCHASING AGENCY (CPPA)
Energy Procurement Report (Provisional)
Nov-2015


S.No.	Power Producer	Fuel	Dep. Capacity (MW)	Energy KWh	FCC Rs.	VO&M Rs.	Total Energy Cost (Rs.)	
1	Attock-Gen	RFO	194.18	96,797,912	557,382,419	89,073,439	646,455,858	
2	Atlas Power	RFO	213.86	110,412,816	750,334,620	99,967,764	850,302,384	
3	Mehat Power	RFO	188.31	112,181,023	756,511,199	101,558,696	858,079,897	
4	Foundation Power	Gas	171.48	126,620,781	708,333,610	46,817,368	754,860,978	
5	Orient	Gas	212.70	34,686,744	287,598,996	7,383,881	295,082,877	
		HSD		14,087,131	167,633,951	4,896,682	172,530,633	
6	Mehat Chunian	RFO	185.72	99,964,317	686,784,629	90,287,771	777,072,400	
7	Saff Power	Gas	203.89	34,487,205	243,828,769	12,438,835	258,266,304	
		HSD		4,735,284	69,805,192	2,465,189	62,070,381	
8	Engro Energy	Gas	212.98	144,400,593	671,002,638	47,175,674	918,178,312	
9	Sapphire Power	Gas	203.17	-	-	-	-	
		HSD		6,588,900	88,955,290	3,391,866	92,347,256	
10	Hubco Norawal	RFO	213.82	87,889,938	595,745,696	74,758,001	670,503,699	
11	Liberty Power	RFO	196.14	108,238,087	725,743,679	109,176,742	834,820,321	
12	Halmora	Gas	199.24	53,866,414	393,217,622	19,515,440	412,732,962	
		HSD		2,989,206	38,273,568	1,563,364	39,836,922	
13	Uch-II	Gas	380.75	222,822,267	1,089,605,202	47,839,941	1,147,446,143	
14	JDW-I	Bagasse	26.38	5,676,600	32,755,117	2,439,235	35,194,362	
15	JDW-III	Bagasse	26.38	4,749,280	27,404,295	2,040,786	29,446,061	
16	RYK	Bagasse	24.01	-	-	-	-	
17	Chinat Power	Bagasse	82.40	8,060,780	8,773,146	759,366	9,532,532	
Sub-Total:			2,831.95	1,277,451,268	6,099,589,441	783,238,531	6,862,819,972	
IPP's Total:-			8,720.14	3,377,752,838	20,214,168,893	1,373,441,424	21,587,610,117	
4	Others							
	i.	TPS-Quetta	Gas	25.00	-	-	0	
	ii.	Zorlu	Wind	56.40	9,280,000	-	13,622	13,622
	iii.	PFCEL	Wind	49.50	9,018,000	-	-	-
	iv.	TGF	Wind	49.50	9,408,000	-	-	-
	v.	Foundation	Wind	49.50	11,656,000	-	-	-
	vi.	Sapphire Wind Power	Wind	49.50	6,377,280	-	-	-
	vii.	Quid-e-Azam Solar Park	Solar	100.00	10,483,770	-	25,868,446	25,868,446
	viii.	SPPs	Mixed	256.90	12,259,081	91,820,810	-	91,820,810
Others Total			838.30	68,449,131	91,820,810	25,872,087	117,692,877	
G-Total:			21,441.50	6,722,129,694	27,531,803,751	1,835,928,315	29,367,732,065	

Summary

1	Hydel			2,302,356,036	-	223,144,690	223,144,690
2	Coal			6,576,000	29,590,685	835,810	30,426,494
3	HSD			28,400,521	354,468,001	12,317,191	366,785,192
4	F.O.			1,856,248,474	13,796,307,967	997,473,704	14,792,781,681
5	Gas			2,187,996,852	12,583,359,280	671,046,466	13,164,404,746
6	Nuclear			219,162,000	246,567,260	-	246,567,260
7	Import from Iran			34,464,020	361,767,210	-	361,767,210
8	Wind Power			45,736,280	-	13,622	13,622
9	Solar			10,483,770	-	25,868,446	25,868,446
10	Bagasse			18,486,660	68,932,568	6,239,387	74,171,945
11	Mixed			12,259,081	91,820,810	-	91,820,810
Total For The month				6,722,129,694	27,531,803,751	1,835,928,315	29,367,732,065
Prev. Adjustment				-	7,408,670,466	28,802,481	7,435,472,947
Grand Total:				6,722,129,694	34,940,474,217	1,862,730,796	36,803,205,013

Energy Sale Price

Energy Cost (Rs.)	34,940,474,217	1,862,730,796	36,803,205,013
Cost not chargeable to DISCOs (Rs.)	109,206,724	-	109,206,724
EPP (Chargeable) (Rs.)	34,831,267,493	1,862,730,796	36,693,998,289
Energy Sold (KWh)	6,540,299,676	6,540,299,676	6,540,299,676
Avg. Rate (Rs./KWh)	5.325638	0.284808	5.610446



Source Wise Generation						
Sources	NOVEMBER 2014		NOVEMBER 2015			
	Actual		Reference		Actual	
	GWh	%	GWh	%	GWh	%
Hydel	2,891.91	43.45%	2,508.73	33.61%	2,302.36	34.25%
Coal	15.34	0.23%	6.14	0.08%	6.58	0.10%
HSD	5.07	0.08%	125.53	1.68%	28.40	0.42%
RFO	1,394.06	20.94%	2,527.66	33.86%	1,856.25	27.61%
Gas	1,766.01	26.53%	1,799.92	24.11%	2,188.00	32.55%
Nuclear	433.65	6.52%	361.78	4.85%	219.16	3.26%
Import Iran	34.44	0.52%	34.40	0.46%	34.45	0.51%
Mixed	101.61	1.53%	86.18	1.15%	12.26	0.18%
Wind	13.85	0.21%	12.64	0.17%	45.74	0.68%
Baggasse	-	0.00%	1.90	0.03%	18.49	0.28%
Solar	-	0.00%	-	0.00%	10.45	0.16%
Total	6,655.93	100.00%	7,464.86	100.00%	6,722.13	100.00%
Sale to IPPs	(3.09)	-0.05%	-	0.00%	(7.85)	-0.12%
Transmission Losses	(118.70)	-1.78%	(223.95)	-3.00%	(173.98)	-2.588%
Net Delivered	6,534.14	98.17%	7,240.92	97.00%	6,540.300	97.30%

Source Wise Fuel Cost/Energy Purchase Price

Sources	NOVEMBER 2015		NOVEMBER 2015			
	Actual		Reference		Actual	
	Mlns. Rs.	Rs./kWh	Mlns. Rs.	Rs./kWh	Mlns. Rs.	Rs./kWh
Hydel	-	-	-	-	-	-
Coal	69.03	4.4998	22.17	3.6118	29.59	4.4998
HSD	-	-	2,429.28	19.3522	354.47	12.4810
RFO	19,319.19	13.8582	39,339.88	15.5638	13,795.31	7.4318
Gas	7,349.69	4.1618	9,366.86	5.2040	12,583.36	5.7511
Nuclear	512.48	1.1818	478.33	1.3221	246.56	1.1250
Import Iran	340.98	9.9000	362.95	10.550	361.77	10.5000
Mixed	985.54	9.6995	877.29	10.18005	91.82	7.4900
Wind	-	-	-	-	-	-
Baggasse	-	-	10.9472	5.7702	68.93	3.7288
Solar	-	-	-	-	-	-
Total	28,576.91	4.2934	52,887.69	7.0849	27,531.80	4.0957
Supplemental Charges	891.86	0.1340	-	-	7,408.67	1.1021
Sale to IPPs	(66.89)	(21.6506)	-	-	(109.21)	(13.9120)
Grand Total	29,401.88	4.4174	52,887.69	7.0849	34,831.27	5.1816
Transmission Losses	-	0.0823	-	0.2191	-	0.1441
Net Total	29,401.88	4.4997	52,887.69	7.3040	34,831.27	5.3256

**To Be Published in
Official Gazette of Pakistan Part-II**

National Electric Power Regulatory Authority



NOTIFICATION

02 2016

Islamabad, the January 1, 2016

S.R.O. (I)/2015: – Pursuant to Section 31(4) of the Regulation of Generation, Transmission and Distribution of Electric Power Act, 1997 as amended through Regulation of Generation, Transmission and Distribution of Electric Power (Amendment) Act 2011, the National Electric Power Regulatory Authority makes and notifies the following adjustment in the approved tariff on account of variation in fuel charges for the month of November 2015 in respect of Ex-WAPDA Distribution Companies (XWDISCOs):


Actual Fuel Charges Component for November 2015	Rs. 5.2383/kWh
Corresponding Reference Fuel Charges Component	Rs. 7.3040/kWh
Fuel Price Variation for the month of November 2015 - (Decrease)	(Rs. 2.0657/kWh)

Note: The Authority has reviewed and assessed a decrease of (Rs. 2.0657/kWh) in the applicable tariff for EX-WAPDA DISCOs on account of variation in the fuel charges for the month of November 2015 as per the above details.

2. The above adjustment a decrease of (Rs.2.0657/kWh) shall be applicable to all the consumer categories except lifeline consumers, domestic consumers consuming upto 300 units and agriculture consumers of all the DISCOs. It is hereby clarified that negative adjustment on account of monthly Fuel Cost Adjustment (FCA) is also applicable to the domestic consumers having Time of Use (ToU) meters irrespective of their consumption level. In case such adjustments have not been passed on to the domestic consumers, having ToU meters, in the past, the respective DISCOs are hereby directed to pass on the same to such consumers in their monthly bills.

3. The said adjustment shall be shown separately in the consumers' bills on the basis of units billed to the consumers in the month of November 2015 by the DISCOs. DISCOs shall reflect the fuel charges adjustment in respect of November 2015 in the billing month of January 2016.

4. While affecting the Fuel Adjustment Charges, the concerned DISCOs shall keep in view and strictly comply with the orders of the courts notwithstanding this order.

Makki:  11/1/16
(Byed Safer Hussain)
Registrar
7