



Registrar

National Electric Power Regulatory Authority Islamic Republic of Pakistan

NEPRA Tower, Attaturk Avenue (East), G-5/1, Islamabad
Ph: +92-51-9206500, Fax: +92-51-2600026
Web: www.nepra.org.pk, E-mail: registrar@nepra.org.pk

No. NEPRA/R/TRF-100/MFPA/ 13416

August 1, 2017

1.	Chief Executive Officer, Faisalabad Electric Supply Company Abdullahpur, Canal Bank Road Faisalabad	2.	Chief Executive Officer, Gujranwala Electric Power Company Ltd. 565/A, Model Town, G.T. Road, Gujranwala
3.	Chief Executive Officer, Hyderabad Electric Supply Co. Ltd. WAPDA Offices Complex, Hussainabad, Hyderabad	4.	Chief Executive Officer Islamabad Electric Supply Co. Ltd. Street # 40, Sector G-7/4, Islamabad.
5.	Chief Executive Officer, Lahore Electric Supply Company Ltd. 22-A, Queens Road, Lahore	6.	Chief Executive Officer Multan Electric Power Co. Ltd. MEPCO Headquarter, Khanewal Road, Multan
7.	Chief Executive Officer, Peshawar Electric Supply Company WAPDA House, Shami Road, Sakhi Chashma, Peshawar	8.	Chief Executive Officer Quetta Electric Supply Company Zarghoon Road, Quetta
9.	Chief Executive Officer, Sukkur Electric Power Company Ltd. (SEPCOL) Administration Block, Thermal Power Station, Old Sukkur.	10.	Chief Executive Officer Tribal Areas Electricity Supply Company Limited (TESCO) Room No. 213, 1 st Floor, WAPDA House, Shami Road, Sakhi Chashma, Peshawar

Subject: **Decision of the Authority in the matter of Fuel Charges Adjustment for the Month of June 2017 for XWDISCOs along with Notification Thereof**

Enclosed please find herewith copy of the decision of the Authority (08 pages) regarding adjustment in fuel charges in respect of Ex-WAPDA Distribution Companies for the month of June 2017 along with its Notification i.e. S.R.O. 715(1)/2017 dated 01.08.2017.

2. XWDISCOs are directed that while charging the fuel charges adjustment from their consumers, the Order of the Honourable Court(s), if any, be kept in mind and ensure compliance with the Order(s) of the Court(s), whatsoever, in this regard. In case of non-compliance of Courts Order the concerned DISCO shall be held responsible for violating / defying the orders of the Honourable Court(s).

Enclosure: As above (Decision alongwith Notification is also available on NEPRA's website)


81 - 08 - 17
(Syed Safer Hussain)


CC:

1. Secretary, Ministry of Water & Power, 'A' Block, Pak Secretariat, Islamabad.
2. Secretary, Cabinet Division, Cabinet Secretariat, Islamabad.
3. Secretary, Ministry of Finance, 'Q' Block, Pak Secretariat, Islamabad.
4. Managing Director, PEPCO, WAPDA House, Lahore.
5. Member (Power), WAPDA, WAPDA House, Lahore.
6. Managing Director, NTDC, 414 WAPDA House, Lahore.
7. Registrar, Supreme Court of Pakistan, Islamabad.
8. Chief Executive Officer, Central Power Purchasing Agency Guarantee Limited
ENERCON Building, Sector G-5/2, Islamabad.



DECISION OF THE AUTHORITY IN THE MATTER OF FUEL CHARGES
ADJUSTMENT FOR THE MONTH OF JUNE 2017 FOR EX-WAPDA DISCOS

1. Pursuant to the provisions of Section 31(4) of the Regulation of Generation, Transmission and Distribution of Electric Power Act 1997, (NEPRA Act) read with the mechanism/formula determined by the Authority in the tariff determinations for Ex-WAPDA DISCOs for the Financial Year 2014-15, the Authority has to make adjustments in the approved tariff on account of any variations in the fuel charges on a monthly basis.
2. In order to make adjustments in the approved tariff of the Ex-WAPDA DISCOs due to variations in the fuel charges for the month of June 2017, necessary information as to the details of the actual fuel charges etc. was obtained from Central Power Purchasing Agency Guarantee Limited (CPPA-G).
3. Notwithstanding the fact that the monthly adjustment on account of fuel charges variation is made in pursuance of the provisions of section 31(4) of the NEPRA Act as well as on the basis of a mechanism/formula already determined by the Authority in its annual tariff determinations for Ex-WAPDA DISCOS, yet the impact of such adjustments, if any, is to be paid by the consumers of electricity, therefore, the salient features and details of the proposed adjustments in the approved tariff were published in newspapers on July 19, 2017 and also uploaded on NEPRA's Website for information of all concerned.
4. In order to provide an opportunity of hearing to all concerned and to meet the ends of natural justice, the Authority decided to conduct a public hearing on the issue on July 25, 2017 at NEPRA Tower, Attaturk Avenue (East), G-5/1, Islamabad. The date of hearing was mentioned in the advertisement published in newspapers and also uploaded on NEPRA's website whereby participation in the hearing and filing of comments/ objections from any interested person were invited. Separate notices were also sent to the interested / affected parties.




f

2



5. On the date fixed for the hearing, representatives from CPPA-G, National Power Control Center (NPCC), NTDCL and media were present; however, no representative from WAPDA Power Privatization Organization (WPPO), Sui Southern Gas Company Limited (SSGCL), Sui Northern Gas Pipelines Limited (SNGPL), Ministry of Water & Power and Ministry of Finance attended the hearing despite service of notice.
6. The Authority has gone through the information provided by CPPA-G seeking monthly fuel adjustment and due diligence is done accordingly. From perusal of the information so provided by CPPA-G, the actual pool fuel charge for the month of June 2017 is Rs.4.6943/kWh, against the reference fuel cost component of Rs.6.8283/kWh as indicated in the Annexure-IV of the Authority's determination pertaining to the Ex-WAPDA DISCOs for FY 2014-15. The actual fuel charges for the month of June 2017 decreased by Rs.2.1340/kWh (**Annex-I&II**) as compared to the reference fuel charges.
7. The Authority observed that CPPA-G claimed cost of Rs.204.557 million on account of energy generated from Chashma-III @ Rs.0.9348/kWh as allowed by the Authority vide its decision dated June 09, 2017. The said FCC has been allowed in terms of Rule 4(7) of the NEPRA Tariff Standards and Procedure Rules 1998, keeping in view the request of Pakistan Atomic Energy Commission for allowing immediate application of the proposed tariff subject to refund/adjustment of any difference once the same is finally determined by the Authority.
8. Here it is pertinent to mention that previously for the period from December 2016 till May 2017, the cost of energy provided by Chashma-III, was being allowed, on provisional basis, in the monthly FCAs based on the rate approved by the Authority for the pre COD period i.e. Rs.1.0643/kWh. The cost so allowed was subject to adjustment once the rate for post COD period is approved. Since now the FCC for the post COD period has been allowed by the Authority i.e. Rs.0.9348/kWh, therefore, the cost of energy provided by Chashma-III for the period from December 2016 to May 2017 has been recalculated based on the post COD rate of



[Handwritten signature]

[Handwritten signature]

Rs.0.9348/kWh, resulting in reduction of around Rs.157 million in total fuel cost for June 2016. The detail is as under;

S.No	Month	Energy Delivered (KWh)	Cost already allowed @Rs.1.0643/kWh	Revised Cost @Rs.0.9348/kWh	Amount to be adjusted
			Rs. in Million	Rs. in Million	Rs. in Million
1	Dec-16	229,295,000	244,038,669	214,344,966	(29,693,703)
2	Jan-17	178,230,250	189,690,455	166,609,638	(23,080,817)
3	Feb-17	207,860,000	221,225,398	194,307,528	(26,917,870)
4	Mar-17	207,860,000	221,225,398	194,307,528	(26,917,870)
5	Apr-17	224,309,000	238,732,069	209,684,053	(29,048,016)
6	May-17	164,915,000	175,519,035	154,162,542	(21,356,493)
Total		1,212,469,250	1,290,431,023	1,133,416,255	(157,014,768)

9. As per details provided by CPPA-G, 26.665 GWh were purchased by XWDISCOs from small and captive power plants. CPPA-G provided actual details of energy purchased from these plants. According to the details provided by CPPA-G, the actual fuel cost of this energy is Rs.186.06 million, however, the same works out to be Rs.185.98 million as per NEPRA approved rates. Accordingly for the instant adjustment, cost of Rs.186.06 million has been considered on account of fuel cost component of energy purchased from small and captive power plants.
10. CPPA-G reported NTDC transmission losses of 233.50 GWh i.e. 2.04% during June 2017. The reported losses are lower than the Authority's assessed transmission losses of 3% as per its determination dated 23.04.2015 in the matter of NTDC notified vide SRO No. 696(I) 2015 dated 23.07.2015. Accordingly, for calculation of FCA for June 2017, actual losses of 233.50 GWh i.e. 2.04%, being lower than the Authority assessed losses, have been taken into account for the purpose of current adjustment.
11. The Authority noted that CPPA-G has claimed cost of Rs. 635.682 million against the reported energy of 79.281 GWh from Haveli Bahadur Shah. Cost of Haveli Bahadur shah has been claimed by CPPA-G @ 8.018/kWh i.e. reference tariff,




H
N

whereas the Authority has afterwards revised Haveli Bahadur Shah's FCC as Rs.7.7633/kWh w.e.f. 1st May 2017, owing to revision in RLNG prices.

12. Accordingly, for working out FCA for June 2017, the fuel cost of energy purchased from Haveli Bahadur Shah has been worked out based on the Authority's latest approved FCC of Rs.7.7633/kWh, resulting in decrease of Rs.20.193 million in the total fuel cost.
13. The Authority also observed that Rs.962.934 million has been claimed as previous EPP adjustment for the Rousch Power Plant. However, upon inquiry from CPPA-G during the hearing, CPPA-G admitted that said cost was wrongly included and may be deducted from the total cost. Accordingly, the same has been excluded from the total cost while working out FCA of June 2017.
14. The Authority, after incorporating the aforementioned adjustments, has reviewed and assessed a decrease of Rs.2.2359/kWh in the applicable tariff for XWDISCOs on account of variations in the fuel charges for the month of June 2017 as per the following details:

Actual Fuel Charges Component for June 2017	Rs. 4.5924/kWh
Corresponding Reference Fuel Charges Component	Rs. 6.8283/kWh
Fuel Price Variation for the month of June 2017-Decrease	(Rs.2.2359/kWh)


15. In view of the aforementioned, the Authority has decided that adjustment as referred to in Para 14 above;
 - a. Shall be applicable to all the consumer categories except lifeline consumers, domestic consumers consuming up-to 300 units and Agriculture Consumers of all the XWDISCOs. It is hereby clarified that negative adjustment on account of monthly FCA is also applicable to the domestic consumers having Time of Use (ToU) meters irrespective of their consumption level.








- b. Shall be shown separately in the consumers' bills on the basis of units billed to the consumers in the month of June 2017.
- c. XWDISCOs shall reflect the fuel charges adjustment in respect of June 2017 in the billing month of August 2017.
- d. While effecting the Fuel Adjustment Charges, the concerned XWDISCOs shall keep in view and strictly comply with the orders of the courts notwithstanding this order.

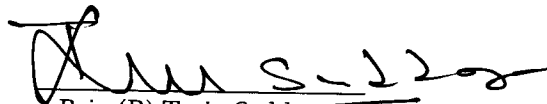
AUTHORITY



Syed Masood ul-Hassan Naqvi
Member
27/7



Maj (R) Haroon Rashid
Member
28/7/17


Himayat Ullah Khan
Member
28.7.17


Saif Ullah Chattha
Vice Chairman

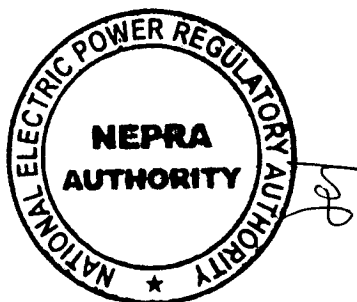

Brig (R) Tariq Saddozai
Chairman
28.7.2017




ci 08 17


CENTRAL POWER PURCHASING AGENCY (CPPA)
Energy Procurement Report (Provisional)
Jun/2017

S.No.	Power Producer	Fuel	Dep. Capacity (MW)	Energy KWh	FCC Rs.	VO&M Rs.	Total Energy Cost (Rs.)	
1	Hydel							
	i. WAPDA	Hydel	6,002.00	3,393,695,523	-	-	-	
	ii. Jagran	Hydel	30.00	16,371,130	-	306,450,706	306,450,706	
	iii. Pehure	Hydel	17.90	3,231,720	-	32,709,518	32,709,518	
	iv. Malakand-III SHYDO	Hydel	81.46	60,893,000	-	921,040	921,040	
	v. Laraib	Hydel	84.00	26,036,000	-	12,723,250	12,723,250	
	Hydel Total:		7,115.36	3,490,227,373	-	362,698,194	362,698,194	
2	Ex-WAPDA GENCOs							
	GENCO-I							
	Jamshoro Block 1	RFO	205.00	90,625,000	930,105,849	8,382,813	938,488,662	
	Unit-2	RFO		30,335,300	349,229,656	2,806,016	352,035,671	
		Gas		43,813,710	267,075,171	4,052,768	271,127,939	
	Unit-3	RFO	470.00	62,838,831	701,678,434	5,812,601	707,491,035	
		Gas		18,807,069	111,593,625	1,739,654	113,333,279	
	Unit-4	RFO		55,643,465	609,040,083	5,147,021	614,187,104	
		Gas		12,542,535	72,824,467	1,160,184	73,984,651	
	Kotri 3-7	Gas	106.60	15,000,712	115,172,467	1,387,566	116,560,033	
	Jamshoro Block 4	Gas		32,198,288	164,808,937	2,978,342	167,785,279	
		Jamshoro Total		781.50	361,805,010	3,321,526,689	33,466,963	3,354,993,552
	GENCO-II							
	Guddu CC 11-13	Gas	390	87,646,836	560,913,456	6,038,867	566,952,323	
	Central Block 2	Gas		254,863,165	1,208,127,861	17,560,072	1,225,687,833	
	Guddu CC 6-10	Gas	530	16,040,199	114,052,231	1,105,170	115,157,401	
	Guddu 747 (CC)	Gas		386,674,000	1,345,578,696	116,924,866	1,461,503,561	
	Guddu 747 (OC)	Gas	720.79	-	-	-	0	
		Central Total		1,640.79	745,224,200	3,228,672,244	140,628,974	3,369,301,218
	GENCO-III							
	Northern Block 1							
	Unit 1	RFO		92,783,167	1,039,289,608	15,596,880	1,054,886,458	
	Unit 2	RFO	556.00	79,983,948	897,089,962	13,294,012	910,383,974	
	Unit 3	RFO		100,832,905	1,104,544,827	16,950,011	1,121,494,838	
	Block-2 Unit 4	RFO	272.20	101,825,774	1,113,118,146	17,116,913	1,130,235,059	
Block-3 Unit 5	RFO		77,383,552	900,346,934	13,004,813	913,351,748		
Block-3 Unit 6	RFO	355.32	63,069,972	754,437,622	10,601,894	766,039,516		
Northern Block 4	Gas	117.00	72,282,440	327,634,616	12,150,678	339,785,294		
Northern Block 5	Gas		22,555,000	170,912,768	3,791,496	174,704,264		
Northern Block 6	Gas	75.00	(18,440)	(149,445)	(3,100)	-152,545		
Nandipur	RLNG	411.35	264,286,000	1,679,954,002	97,125,105	1,777,079,107		
	Northern Total:		1,883.87	874,083,318	7,987,179,040	199,628,672	8,186,807,713	
GENCO-IV								
	Coal	31.20	10,663,000	49,192,684	2,210,440	51,403,124		
	Total:		31.20	10,663,000	49,192,684	2,210,440	51,403,124	
	GENCOs Total:-		4,762.36	1,991,775,528	14,686,670,657	375,935,049	14,962,605,707	
3	IPPs							
1	Kot Addu Block 1	RFO	326	150,520,600	1,221,946,127	69,660,913	1,291,607,040	
		RLNG		66,297,300	480,862,834	17,688,252	498,541,086	
	Kot Addu Block 2	RFO	762	148,069,400	1,296,416,242	96,469,964	1,392,876,206	
		RLNG		293,606,600	2,335,758,927	91,628,732	2,427,387,659	
	Kot Addu Block 3	RLNG	249	100,308,100	825,348,541	60,340,426	886,689,067	
	KAPCO Total		1,336.00	758,803,000	6,160,322,771	335,778,287	6,496,101,058	
2	Hub Power	RFO	1,200.00	501,177,200	4,542,815,159	92,698,013	4,635,513,172	
3	Kohinoor Energy	RFO	124.00	63,392,000	555,902,667	38,135,276	594,037,943	
4	AES Lalpur	RFO	350.00	144,605,400	1,384,586,373	24,953,011	1,409,539,384	
5	Pak Gen Power Limited	RFO	348.60	146,872,100	1,413,285,926	25,136,826	1,438,422,751	
7	Habibullah	Gas	129.15	76,100,116	244,774,853	33,981,758	278,756,611	
8	Fauji Kabirwala	Gas	151.20	87,321,910	668,793,961	66,027,536	734,821,496	
9	Roush	RLNG	395.00	257,768,402	1,971,427,447	72,617,019	2,044,044,466	
10	Saba Power	RFO	125.55	43,127,513	409,017,021	7,435,183	416,452,204	
12	Lich	Gas	551.25	364,706,000	666,049,553	416,320,041	1,071,369,594	
13	Altern	Gas	27.12	19,682,520	91,434,140	13,678,971	108,013,111	
14	Liberty	Gas	211.85	132,721,000	776,490,892	44,236,909	820,726,601	
15	Davis Emergen	RLNG	10.00	3,946,809	36,854,436	2,041,023	38,895,458	
16	Chashma Nuclear-II	Nucl.	300.00	215,696,000	270,267,088	-	270,267,088	
17	Chashma Nuclear-II	Nucl.	315.00	218,825,000	204,557,810	-	204,557,810	
18	Chashma Nuclear-III	Nucl.	340.00	222,620,000	208,105,176	-	208,105,176	
18	Tavanir Iran	Import	98.00	63,876,600	572,708,258	-	572,708,258	
	Sub-Total:		6,563.19	3,309,441,570	20,166,393,129	1,172,938,852	21,339,331,981	



CENTRAL POWER PURCHASING AGENCY (CPPA)
Energy Procurement Report (Provisional)
Jun/2017

S.No.	Power Producer	Fuel	Dep. Capacity (MW)	Energy KWh	FCC Rs.	VO&M Rs.	Total Energy Cost (Rs.)
1	Attock-Gen	RFO	156.18	100,016,206	743,966,780	94,935,383	838,902,163
2	Atlas Power	RFO	213.86	102,062,319	869,948,981	95,305,793	965,254,774
3	Nishat Power	RFO	195.31	105,777,962	884,862,492	98,775,461	983,627,953
4	Foundation Power	Gas	171.48	115,920,193	459,422,208	44,235,146	503,657,354
5	Orient	RLNG	212.70	89,344,911	621,391,271	19,441,448	640,832,717
		HSD		22,689,284	327,074,354	8,095,542	335,169,896
6	Nishat Chunian	RFO	195.72	106,088,723	896,053,648	98,832,254	994,885,902
7	Saif Power	RLNG	203.89	40,592,905	289,805,347	14,844,825	284,650,172
		HSD		48,103,055	707,933,921	40,737,825	748,671,746
8	Engro Energy	Gas	212.98	150,452,043	642,050,004	50,672,248	692,722,252
		HSD		-	-	-	0
9	Sapphire Power	RLNG	203.17	68,582,670	476,439,637	25,114,974	501,564,611
		HSD		34,481,086	490,713,844	18,223,264	608,937,098
10	Hubco Narawal	RFO	213.82	91,125,861	807,322,715	80,983,649	888,306,264
11	Liberty Power	RFO	196.14	103,474,688	880,335,741	107,768,888	988,104,629
12	Halmore	Gas	199.24	-	-	-	0
		HSD		50,056,843	704,876,451	26,896,895	731,773,446
13	Uch-II	Gas	380.75	203,474,576	1,003,764,765	45,008,598	1,048,773,363
14	JDW-I	Bagasse	28.35	17,038,070	105,598,550	7,820,474	113,419,024
15	JDW-III	Bagasse	26.35	17,326,400	107,385,562	7,952,818	115,338,380
16	RYK	Bagasse	24.01	16,696,200	102,354,215	8,116,712	110,470,927
17	Chiniot Power	Bagasse	62.40	38,140,820	236,389,794	17,506,682	253,896,476
18	Fatime Energy	Bagasse	118.80	-	-	-	-
19	Hamza Sugar Mills	Bagasse	15.00	4,987,770	28,634,289	2,289,386	30,923,676
20	QATPL	RLNG	1,180.00	142,763,700	1,150,204,302	-	1,150,204,302
21	Haveli Bahadur Shah	RLNG	1,220.00	79,281,900	635,682,274	-	635,682,274
22	Coal Fire Power Plant	Coal	1,320.00	641,777,800	2,754,061,073	-	2,754,061,073
Sub-Total:			6,758.15	2,390,195,185	15,905,262,217	913,568,254	16,819,820,471
IPP, s Total:-			13,311.34	5,699,636,755	36,072,655,346	2,086,497,106	38,159,152,452
4	Others						
1	TPS-Quetta	Gas	25.00	(23,000)	(197,800)	(1,585)	-199,385
2	Zorlu	Wind	56.40	19,354,860	-	19,561,492	19,661,492
3	FFCEL	Wind	49.50	16,401,400	-	14,070,761	14,070,761
4	TGF	Wind	49.50	18,246,500	-	18,667,648	18,667,648
5	Foundation	Wind	49.50	21,022,900	-	21,917,682	21,917,682
6	Sapphire Wind Power	Wind	49.50	18,692,900	-	29,983,412	29,983,412
7	Yonus Energy Ltd.,	Wind	49.50	14,489,350	-	23,256,957	23,256,957
8	Metro Wind Power	Wind	49.50	11,262,170	-	15,027,700	15,027,700
9	Gul Ahmad Wind Power	Wind	49.50	11,346,350	-	20,743,397	20,743,397
10	Master Wind Power	Wind	49.50	11,770,530	-	21,518,883	21,518,883
11	Tenaga Generast	Wind	49.50	9,236,330	-	16,871,032	16,871,032
12	Tapal Wind	Wind	30.50	10,513,880	-	19,221,494	19,221,494
13	HDPPL Wind	Wind	49.50	10,392,820	-	16,670,083	16,670,083
14	SEDL Wind	Wind	49.50	18,836,484	-	14,281,822	14,281,822
15	UEPL Wind	Wind	99	4,072,920	-	-	-
16	Quid-e-Azam Solar Park	Solar	51.50	13,054,660	-	28,387,410	28,387,410
17	Appollo Solar Park	Solar	100.00	13,682,170	-	33,844,216	33,844,216
18	Best Green Energy	Solar	100.00	13,711,070	-	33,916,703	33,916,703
18	Crest Energy	Solar	100.00	13,846,050	-	34,249,589	34,249,589
20	SPPs	Mixed	256.90	26,666,644	186,058,211	-	186,058,211
Others Total			1,363.80	276,585,998	185,860,411	382,287,596	568,148,008
G-Total:			26,552.96	11,458,225,654	50,845,086,414	3,207,417,945	54,052,504,359
Summary							
1	Hydel			3,480,227,373	-	362,698,194	362,898,194
2	Coal			652,440,800	2,803,253,767	2,210,440	2,805,464,197
3	HSD			155,370,268	2,230,598,570	93,953,616	2,324,562,186
4	F.O.			2,559,930,986	24,305,330,993	1,039,793,456	26,345,124,449
5	Gas			2,111,760,972	9,000,125,226	881,945,183	9,882,070,409
6	RLNG			1,406,780,297	10,483,719,117	400,841,802	10,884,560,919
6	Nuclear			657,141,000	682,929,874	-	682,929,874
7	Import from Iran			53,876,600	572,708,258	-	572,708,258
8	Wind Power			195,649,404	-	251,892,263	251,892,263
9	Solar			54,293,960	-	130,396,917	130,396,917
10	Bagassa			94,088,360	580,362,409	43,686,073	624,048,482
11	Mixed			26,666,644	186,058,211	-	186,058,211
Total For The month				11,458,225,654	50,845,086,414	3,207,417,945	54,052,504,359
Prev. Adjustment					2,002,879,859	(28,682,205)	1,974,227,654
Grand Total:				11,458,225,654	52,847,966,273	3,178,765,740	56,028,732,013
				Energy Cost (Rs.)	52,847,966,273	3,178,765,740	56,028,732,013
				Cost not chargeable to DISCOs (Rs.)	220,868,726	-	220,868,726
				EPP (Chargeable) (Rs.)	52,627,097,547	3,178,765,740	55,805,863,287
				Energy Sold (KWh)	11,210,775,215	11,210,775,215	11,210,775,215
				Avg. Rate (Rs./KWh)	4.694332	0.283546	4.977877



ACTUAL


ANNEX-II

Source Wise Generation

Sources	JUNE 2016		JUNE 2017			
	Actual		Reference		Actual	
	GWh	%	GWh	%	GWh	%
Hydel	3,739.78	34.83%	3,456.90	37.89%	3,490.23	30.46%
Coal	12.35	0.12%	11.54	0.13%	652.44	5.69%
HSD	197.97	1.84%	179.46	1.97%	155.37	1.36%
RFO	3,420.79	31.86%	3,097.29	33.95%	2,559.93	22.34%
Gas/ RLNG	2,666.88	24.84%	1,852.06	20.30%	2,111.76	18.43%
RLNG	-	0.00%	-	0.00%	1,406.78	0.00%
Nuclear	422.01	3.93%	361.78	3.97%	657.14	5.74%
Import Iran	43.60	0.41%	34.40	0.38%	53.88	0.47%
Mixed	9.78	0.09%	85.26	0.93%	26.67	0.23%
Wind	111.12	1.03%	43.02	0.47%	195.65	1.71%
Baggasse	66.15	0.62%	1.90	0.02%	94.09	0.82%
Solar	46.41	0.43%	-	0.00%	54.29	0.47%
Total	10,736.85	100.00%	9,123.61	100.00%	11,458.23	87.72%
Sale to IPPs	(1.88)	-0.02%	-	0.00%	(13.95)	-0.12%
Transmission Losses	(264.47)	-2.463%	(273.71)	-3.00%	(233.50)	-2.04%
Net Delivered	10,470.493	97.52%	8,849.91	97.00%	11,210.78	97.84%

Source Wise Fuel Cost/Energy Purchase Price

Sources	JUNE 2016		JUNE 2017			
	Actual		Reference		Actual	
	Mlns. Rs.	Rs./kWh	Mlns. Rs.	Rs./kWh	Mlns. Rs.	Rs./kWh
Hydel	-	-	-	-	-	-
Coal	55.59	4.4998	41.68	3.6118	2,803.25	4.2966
HSD	2,278.19	11.5078	3,500.38	19.5051	2,230.60	14.3567
RFO	23,359.61	6.8287	45,199.09	14.5931	24,305.33	9.4945
Gas/RLNG	13,965.16	5.2365	9,968.74	5.3825	9,000.13	4.2619
RLNG	-	-	-	-	10,483.72	7.4523
Nuclear	489.57	1.1601	478.33	1.3221	682.93	1.0392
Import Iran	462.13	10.6000	362.95	10.5500	572.71	10.6300
Mixed	75.84	7.7522	867.90	10.1801	186.06	6.9775
Wind	-	-	-	-	-	-
Baggasse	397.06	6.0021	10.9472	5.7702	580.36	6.1683
Solar	-	-	-	-	-	-
Total	41,083.15	3.8264	60,430.02	6.6235	50,845.09	4.4374
Supplemental Charges	5,961.31	0.5552	-	-	2,002.88	0.1748
Sale to IPPs	(34.50)	(18.3577)	-	-	(220.87)	-15.83092827
Grand Total	47,009.96	4.3784	60,430.02	6.6235	52,627.10	4.5930
Transmission Losses	-	0.1114	-	0.2048	-	0.1014
Net Total	47,009.96	4.4898	60,430.02	6.82832	52,627.10	4.694332



To Be Published in
Official Gazette of Pakistan Part-II

National Electric Power Regulatory Authority



NOTIFICATION


Islamabad, the August 1, 2017

S.R.O. **715** (I)/2017: - Pursuant to Section 31(4) of the Regulation of Generation, Transmission and Distribution of Electric Power Act, 1997 as amended through Regulation of Generation, Transmission and Distribution of Electric Power (Amendment) Act 2011, the National Electric Power Regulatory Authority makes and notifies the following adjustment in the approved tariff on account of variation in fuel charges for the month of June 2017 in respect of Ex-WAPDA Distribution Companies (XWDISCOs):

Actual Fuel Charges Component for June 2017	Rs. 4.5924/kWh
Corresponding Reference Fuel Charges Component	Rs. 6.8283 /kWh
Fuel Price Variation for the month of June 2017 - (Decrease)	(Rs. 2.2359/kWh)

Note: The Authority has reviewed and assessed a decrease of (Rs. 2.2359/kWh) in the applicable tariff for XWDISCOs on account of variation in the fuel charges for the month of June 2017 as per the above details.

2. The above adjustment a decrease of (Rs.2.2359/kWh) shall be applicable to all the consumer categories except lifeline consumers, domestic consumers consuming upto 300 units and agriculture consumers of all the XWDISCOs. It is hereby clarified that negative adjustment on account of monthly FCA is also applicable to the domestic consumers having Time of Use (ToU) meters irrespective of their consumption level.
3. The said adjustment shall be shown separately in the consumers' bills on the basis of units billed to the consumers in the month of June 2017 by the XWDISCOs. XWDISCOs shall reflect the fuel charges adjustment in respect of June 2017 in the billing month of August 2017.
4. While affecting the Fuel Adjustment Charges, the concerned XWDISCOs shall keep in view and strictly comply with the orders of the courts notwithstanding this order.


01 08 17
(Syed Safer Hussain)
Registrar

2.