



National Electric Power Regulatory Authority

Islamic Republic of Pakistan

Registrar

NEPRA Tower, Attaturk Avenue (East), G-5/1, Islamabad
Ph: +92-51-9206500, Fax: +92-51-2600026
Web: www.nepra.org.pk, E-mail: registrar@nepra.org.pk

No. NEPRA/R/TRF-100/MFPA/34-51

January 2, 2019


1.	Chief Executive Officer, Faisalabad Electric Supply Company Abdullahpur, Canal Bank Road Faisalabad	2.	Chief Executive Officer, Gujranwala Electric Power Company Ltd. 565/A, Model Town, G.T. Road, Gujranwala
3.	Chief Executive Officer, Hyderabad Electric Supply Co. Ltd. WAPDA Offices Complex, Hussainabad, Hyderabad	4.	Chief Executive Officer Islamabad Electric Supply Co. Ltd. Street # 40, Sector G-7/4, Islamabad.
5.	Chief Executive Officer, Lahore Electric Supply Company Ltd. 22-A, Queens Road, Lahore	6.	Chief Executive Officer Multan Electric Power Co. Ltd. MEPCO Headquarter, Khanewal Road, Multan
7.	Chief Executive Officer, Peshawar Electric Supply Company WAPDA House, Shami Road, Sakhi Chashma, Peshawar	8.	Chief Executive Officer Quetta Electric Supply Company Zarghoon Road, Quetta
9.	Chief Executive Officer, Sukkur Electric Power Company Ltd. (SEPCOL) Administration Block, Thermal Power Station, Old Sukkur.	10.	Chief Executive Officer Tribal Areas Electricity Supply Company Limited (TESCO) Room No. 213, 1 st Floor, WAPDA House, Shami Road, Sakhi Chashma, Peshawar

Subject: **Decision of the Authority in the matter of Fuel Charges Adjustment for the Month of November 2018 for XWDISCOs along with Notification Thereof**

Enclosed please find herewith copy of the decision of the Authority (10 pages) regarding adjustment in fuel charges in respect of Ex-WAPDA Distribution Companies for the month of November 2018 along with its Notification i.e. S.R.O. 15(I)/2019 dated 02.01.2019.

2. XWDISCOs are directed that while charging the fuel charges adjustment from their consumers, the Order of the Honourable Court(s), if any, be kept in mind and ensure compliance with the Order(s) of the Court(s), whatsoever, in this regard. In case of non-compliance of Courts Order the concerned DISCO shall be held responsible for violating / defying the orders of the Honourable Court(s).

Enclosure: As above (Decision alongwith Notification is also available on NEPRA's website)


02 01 19
(Syed Safer Hussain)


CC:

1. Secretary, Ministry of Energy (Power Division), 'A' Block, Pak Secretariat, Islamabad.
2. Secretary, Cabinet Division, Cabinet Secretariat, Islamabad.
3. Secretary, Ministry of Finance, 'Q' Block, Pak Secretariat, Islamabad.
4. Managing Director, PEPCO, WAPDA House, Lahore.
5. Member (Power), WAPDA, WAPDA House, Lahore.
6. Managing Director, NTDC, 414 WAPDA House, Lahore.
7. Registrar, Supreme Court of Pakistan, Islamabad.
8. Chief Executive Officer, Central Power Purchasing Agency Guarantee Limited
NEECA Building, Sector G-5/2, Islamabad.



**DECISION OF THE AUTHORITY IN THE MATTER OF FUEL CHARGES ADJUSTMENT
FOR THE MONTH OF NOVEMBER 2018 FOR EX-WAPDA DISCOS**

1. Pursuant to the provisions of Section 31(7) of the Regulation of Generation, Transmission and Distribution of Electric Power Act 1997, (NEPRA Act) read with the mechanism/formula determined by the Authority in the tariff determinations for Ex-WAPDA DISCOs for the FY 2015-16 and notified in the official gazette, the Authority has to make adjustments in the approved tariff on account of any variations in the fuel charges on a monthly basis.
2. In order to make adjustments in the approved tariff of the Ex-WAPDA DISCOs due to variations in the fuel charges for the month of November 2018, necessary information as to the details of the actual fuel charges etc. was obtained from Central Power Purchasing Agency Guarantee Limited (CPPA-G).
3. The Authority has gone through the information provided by CPPA-G seeking monthly fuel adjustment and due diligence is done accordingly. From perusal of the information so provided by CPPA-G, the actual pool fuel cost for the month of November 2018 is Rs.4.7159/kWh, against the reference fuel cost component of Rs.5.0497/kWh as indicated in the Annexure-IV of the Authority's determination pertaining to the Ex-WAPDA DISCOs for FY 2015-16. The actual fuel charges, as reported by CPPA-G, for the month of November 2018 decreased by Rs.0.3338/kWh (**Annex-I&II**) as compared to the reference fuel charges.
4. Notwithstanding the fact that the monthly adjustment on account of fuel charges variation is made in pursuance of the provisions of section 31(7) of the NEPRA Act as well as on the basis of a mechanism/formula already determined by the Authority in its annual tariff determinations for Ex-WAPDA DISCOS, yet in order to provide and opportunity of hearing to the consumers, the salient features and details of the proposed adjustments in the approved tariff were published in newspapers on December 19, 2018 and also uploaded on NEPRA's Website for information of all concerned.
5. Accordingly, the Authority conducted a public hearing in the matter on December 27, 2018 at NEPRA Tower, Attaturk Avenue (East), G-5/1, Islamabad. The date of hearing was mentioned in the advertisement published in newspapers and also uploaded on NEPRA's website whereby participation in the hearing and filing of comments/ objections from any interested person were invited. Separate notices were also sent to the interested / affected parties.
6. On the date fixed for the hearing, representatives from CPPA-G, National Power Control Center (NPCC), NTDC, General Public and media were present; however, no representative from WAPDA Power Privatization Organization (WPPO), Sui Southern Gas Company Limited (SSGCL), Sui Northern Gas Pipelines Limited (SNGPL), Ministry of Energy and Ministry of Finance attended the hearing despite service of notice.
7. As per the data submitted by CPPA-G, XWDISCOs purchased 25.65 GWh from small and captive power plants during November 2018. CPPA-G claimed Rs. 177.20 million fuel cost for this energy, which is allowed for the instant FCA of November 2018.






8. CPPA-G also claimed an amount of Rs.4,971 million on account of previous adjustments & supplemental charges during November 2018 as detailed below;

Previous Adjustments/ Supplemental Charges	Amount (Rs. in Mln)	Remarks
JPCL	359	Partial Load & NEO Shifting
NPGCL	75	Partial Load & NEO Shifting
Hub Power	210	Previous pending invoice, not calimed earlier
Fauji Kabirwala	259	Previous pending invoice, not calimed earlier
Roush Power	526	Previous pending invoice, not calimed earlier
Uch Power	1,079	GIDC, ED and minimum Payment as per PPA
Balloki Power	44	Fuel differential
Port Qasim Coal Power	462	Fuel differential
QATPL (Bhikki)	1,855	Load correction Factor
Liberty Power	102	GIDC
Total	4,971	

9. Regarding adjustments of JPCL and NPGCL on account of partial load & NEO shifting, amounting to Rs.359 million and Rs.75 million respectively, the Authority has decided to allow the same on provisional basis, subject to its verification by NEPRA's technical section. In case of any variation in the amount verified by NEPRA's technical section, the same shall be adjusted in the subsequent FCA.
10. Regarding adjustment of QATPL (Bhikki), the Authority observed it had already allowed fuel differential costs of QATPL till August 2018 in its decisions of August and September 2018. Upon inquiry during hearing, the representative of CPPA-G, referred to the meeting held between M/s NPPMCL, CPPA-G and NPCC on Oct 22, 2018, wherein it was greed that NPCC will give the despatch instructions as per the ramp rate given in the PPA Schedules duly finalized by the Operating Committee and M/s NPPMCL will claim the differential invoice of all such events in previous invoices. Accordingly, based on the revised verified invoices, CPPA-G has claimed the amount of Rs.1,855 million. The Authority, however, based on the information / documents submitted by CPPA-G, has verified an amount of Rs.1,749 million, which is hereby allowed in the instant FCA of November 2018. The deduction of around Rs.106 million has been made owing to difference in the amount verified by CPPA-G for September 2018 and the amount already allowed by the Authority.
11. For the remaining adjustments/ supplemental charges, the Authority considers the same as justified and hence allowed in the FCA of November 2018.
12. The Authority also observed that the Fuel cost claimed by CPPA-G for the Port Qasim Power Plant in its instant FCA request is not as per the Authority's approved rate for the November 2018. Accordingly an amount of around Rs.268 million has been deduced from the total cost while working out the FCA for November 2018.






13. Here it is also pertinent to mention that CPPA-G in its FCA request of August 2018, requested partial load / NEO shifting charges of JPCL amounting to around Rs.700 million. The Authority however has verified the partial load charges as Rs.161 million, which is hereby allowed in the FCA of November 2018. Remaining charges for NEO shifting are still in the process of verification. Similarly, in the month of July 2018, the Authority disallowed an amount of around Rs.63 million and Rs.273 million claimed by CPPA-G for NPGCL and Nandipur Power Plant respectively, owing to non-availability of FCC for these plants for July 2018. The Authority afterwards determined the FCC of these plants for July 2018 and accordingly, the disallowed amount of Rs.63 million for NPGCL and Rs.273 million for Nandipur Power Plant is hereby allowed in the instant FCA of November 2018.
14. CPPA-G reported NTDC transmission losses of 214.54 GWh i.e. 2.84% during November 2018 on overall generation of 7,545.63 GWh including energy generated and delivered at 132kV level directly to DISCOs. NTDC, through its metering data, reported T&T losses of 205.51 GWh i.e. 2.68% during November 2018 based on energy of 7,656 GWh transmitted through NTDC network at 500kV and 220kV level.
15. As per the determination of NTDC, for the FY 2015-16 & FY 2016-17 dated April 11, 2017, notified vide SRO No. 721 (I)/2018 dated July 27, 2017, the Authority has determined annual losses target of 2.80% for NTDC for its 500 KV and 220 KV network only.
16. The losses reported by NTDC for November 2018 are 2.68% based on the energy delivered through NTDC system, which results in accumulative losses of 2.78%, from July 2018 to November 2018. Being within the allowed limit, the same are hereby allowed.
17. The Authority also in its previous FCA decisions had been directing CPPA-G to provide the monthly FCA data on a specified format in addition to the format on which CPPA-G is currently submitting its FCA requests. However, the same has not been provided with currently monthly FCA data. The Authority again directs CPPA-G to submit the monthly FCA data on the specified format in addition to the format on which CPPA-G is currently submitting its FCA requests.
18. The Authority, after incorporating the aforementioned adjustments, has reviewed and assessed a decrease of Rs.0.3228/kWh in the applicable tariff for XWDISCOs on account of variations in the fuel charges for the month of November 2018 as per the following details:

Actual Fuel Charges Component for November 2018	Rs.4.7269/kWh
Corresponding Reference Fuel Charges Component	Rs.5.0497/kWh
Fuel Price Variation for the month of November 2018-Decrease	(Rs.0.3228/kWh)

19. In view of the aforementioned, the Authority has decided that adjustment as referred to in Para 18 above;
 - a. Shall be applicable to all the consumer categories except lifeline consumers, domestic consumers consuming up-to 300 units and Agriculture Consumers of all the XWDISCOs. It is hereby clarified that negative adjustment on account of monthly FCA is also applicable to the domestic consumers having Time of Use (ToU) meters irrespective of their consumption level.







- b. Shall be shown separately in the consumers' bills on the basis of units billed to the consumers in the month of November 2018.
- c. XWDISCOs shall reflect the fuel charges adjustment in respect of November 2018 in the billing month of January 2019.
- d. While effecting the Fuel Adjustment Charges, the concerned XWDISCOs shall keep in view and strictly comply with the orders of the courts notwithstanding this order.


AUTHORITY


Saif Ullah Chattha
Member 1-1-2019


Rafique Ahmed Shaikh
Member



Rehmatullah Baloch
Vice Chairman 1/1/2019




02 01 19

CENTRAL POWER PURCHASING AGENCY (CPPA)
Energy Procurement Report (Provisional)
For the Month of November 2018

S.No.	Power Producer	Fuel	Dep. Capacity (MW)	Energy KWh	Fuel Charges Rs.	VO&M Charges Rs.	EPP Billing month (Rs.)	Prev. Adjustment in Fuel Cost (Rs.)	Prev. Adjustment in VO&M (Rs.)	Prev. Adjustment in EPP Total Rs.	Supp. Charges	Total Fuel Cost Rs.
				A	B	C	D= B+C	E	F	G=E+F	H	I= B+E+H
1	Hydel											
i.	WAPDA	Hydel	6,902	1,864,207,846		213,605,279	213,605,279	-	-	-	-	-
ii.	Jagran	Hydel	30	1,283,500		2,564,433	2,564,433	-	-	-	-	-
iii.	Pehure	Hydel	18	4,829,400		1,376,379	1,376,379	-	-	-	-	-
iv.	Malakand-III SHYDO	Hydel	81	24,107,000		6,026,750	6,026,750	-	-	-	-	-
v.	Laraib	Hydel	84	34,438,000		14,147,130	14,147,130	-	-	-	-	-
vi.	Star Hydro	Hydel	147	21,900,700		3,832,623	3,832,623	-	-	-	-	-
vii.	Head Maralla	Hydel	8	2,323,000		406,525	406,525	-	-	-	-	-
viii.	Neelum Jhelum	Hydel	969	195,052,200		-	-	-	-	-	-	-
ix.	Tarbela Ext. 4	Hydel	1,478	415,826,000		-	-	-	-	-	-	-
	Hydel Total:		8,239	2,563,967,646		241,959,119	241,959,119					
	Ex-WAPDA GENCOs											
	GENCO-I											
	Jamshoro Block 1	RFO	205	(574,500)								
	Unit 1	Gas										
	Jamshoro Block 2		470									
	Unit-2	RFO										
		Gas		(574,500)	(3,501,980)	(53,141)	(3,555,121)	(16,292,618)	-	(16,292,618)	-	(19,794,598)
		RLNG						129,548,144	-	129,548,144	-	129,548,144
	Unit-3	RFO						31,237,523	-	31,237,523	-	31,237,523
		Gas		28,873,000	171,320,832	2,670,753	173,991,585	(13,027,682)	-	(13,027,682)	-	158,293,150
		RLNG						116,087,302	-	116,087,302	-	116,087,302
	Unit-4	Gas		21,144,000	122,766,293	1,955,820	124,722,113	(11,338,823)	-	(11,338,823)	-	111,427,470
		RLNG						88,491,028	-	88,491,028	-	88,491,028
	Unit-4	RFO						34,715,071	-	34,715,071	-	34,715,071
		Gas	107	1,350,000	7,434,470	124,875	7,559,345	-	-	-	-	7,434,470
	Jamshoro Block 4	Gas										
	Jamshoro Total		782	50,218,000	298,019,615	4,698,306	302,717,921	359,419,945		359,419,945		657,439,560
	GENCO-II											
	Guddu CC Block 1 (OC)	Gas	390	353,406,600	1,749,747,590	24,349,715	1,774,097,305	-	-	-	-	1,749,747,590
	Central Block 2 (CC)	Gas		29,662,714	189,832,471	2,043,761	191,876,232	-	-	-	-	189,832,471
	Guddu (OC) Block-2	Gas	530	313,081,055	1,484,098,125	21,571,285	1,505,669,410	-	-	-	-	1,484,098,125
	Block 3 (unit 3&4)	Gas		10,662,831	75,816,994	734,669	76,551,663	-	-	-	-	75,816,994
	Guddu 747 (CC)	Gas	721	451,691,000	1,577,190,557	135,416,962	1,712,607,519	-	-	-	-	1,577,190,557
	Central Total		1,641	805,097,600	3,326,938,147	159,766,677	3,486,704,824					3,326,938,147




CENTRAL POWER PURCHASING AGENCY (CPPA)
Energy Procurement Report (Provisional)
For the Month of November 2018

S.N o.	Power Producer	Fuel	Dep. Capacity (MW)	Energy KWh	Fuel Charges Rs.	VO&M Charges Rs.	EPP Billing month (Rs.)	Prev. Adjustment in Fuel Cost (Rs.)	Prev. Adjustment in VO&M (Rs.)	Prev. Adjustment in EPP Total Rs.	Supp. Charges	Total Fuel Cost Rs.
2	iii Genco-III			-	-	-	-	74,789,993	-	74,789,993	-	74,789,993
	Northern Block 1											
	Unit 1	RFO	556	-	-	-	-	10,071,200	-	10,071,200	-	10,071,200
	Unit 2	RFO		-	-	-	-	-	-	-	-	-
	Unit 3	RFO		-	-	-	-	25,470,065	-	25,470,065	-	25,470,065
	Unit 1	RLNG		-	-	-	-	-	-	-	-	-
	Unit 2	RLNG		-	-	-	-	-	-	-	-	-
	Unit 3	RLNG		-	-	-	-	32,066	-	32,066	-	32,066
	Unit 3	RLNG		-	-	-	-	-	-	-	-	-
	Northern Block 2		272									
	Block-2 Unit 4	RFO		-	-	-	-	38,896,528	-	38,896,528	-	38,896,528
	Block-2 Unit 4	GAS		-	-	-	-	-	-	-	-	-
	Block-2 Unit 4	RLNG		-	-	-	-	320,134	-	320,134	-	320,134
	Northern Block 3											
	Block-3 Unit 5	RFO	355	-	-	-	-	-	-	-	-	-
	Block-3 Unit 5	RLNG		-	-	-	-	-	-	-	-	-
	Block-3 Unit 6	RFO		-	-	-	-	-	-	-	-	-
	Block-3 Unit 6	RLNG		-	-	-	-	-	-	-	-	-
	Northern Block 4	RLNG	117	-	-	-	-	-	-	-	-	-
	Northern Block 5	RFO	97	-	-	-	-	-	-	-	-	-
Northern Block 5	Gas		-	-	-	-	-	-	-	-	-	
Northern Block 6	Gas	75	-	-	-	-	-	-	-	-	-	
Nandipur	RLNG	411	-	-	-	-	-	-	-	-	-	
	Northern Total:		1,884	-	-	-	-	74,789,993	-	74,789,993	-	74,789,993
iv	Genco-IV											
	LAKHRA	Coal	31	-	-	-	-	-	-	-	-	-
	Sub-Total:		31	-	-	-	-	-	-	-	-	-
	Gencos Total:-		4,337	855,315,600	3,624,957,762	164,464,983	3,789,422,745	434,209,939	-	434,209,939	-	4,059,167,701
3	Sub	1	IPPs									
		Kot Addu Block 1		325								
			RLNG		-	-	-	-	-	-	-	-
			HSD		-	-	-	-	-	-	-	-
		Kot Addu Block 2		762								
			RLNG		-	-	-	-	-	-	-	-
			HSD		-	-	-	-	-	-	-	-
	Kot Addu Block 3		249									
		RLNG		-	-	-	-	-	-	-	-	
		HSD		-	-	-	-	-	-	-	-	
	KAPCO Total		1,336	-	-	-	-	-	-	-	-	-



CENTRAL POWER PURCHASING AGENCY (CPPA)
Energy Procurement Report (Provisional)
For the Month of November 2018

S.N o.	Power Producer	Fuel	Dep. Capacity (MW)	Energy KWh	Fuel Charges Rs.	VO&M Charges Rs.	EPP Billing month (Rs.)	Prev. Adjustment in Fuel Cost (Rs.)	Prev. Adjustment in VO&M (Rs.)	Prev. Adjustment in EPP Total Rs.	Supp. Charges	Total Fuel Cost Rs.
2	Hub Power	RFO	1,200	-	-	-	-	210,076,455	2,978,577	213,055,032	-	210,076,455
3	Kohinoor Energy	RFO	124	-	-	-	-	-	-	-	-	-
4	AES Lalpir	RFO	350	-	-	-	-	-	-	-	-	-
5	Pak Gen Power Limited	RFO	349	-	-	-	-	-	-	-	-	-
7	Habibullah	Gas	129	65,947,520	337,967,850	38,216,588	376,184,438	-	-	-	-	337,967,850
8	Fauji Kabirwala	Gas	151	-	-	-	-	259,313,961	-	259,313,961	-	259,313,961
9	Rousch	RLNG	395	-	-	-	-	525,541,003	-	525,541,003	-	525,541,003
10	Saba Power	RFO	126	154,437	2,364,230	30,208	2,394,438	-	-	-	-	2,364,230
12	Uch	Gas	551	-	-	-	-	1,063,920,189	-	1,063,920,189	14,861,680	1,078,781,869
13	Altern	Gas	27	-	-	-	-	-	-	-	-	-
14	Liberty	Gas	212	121,287,200	1,088,501,611	45,860,995	1,134,362,606	-	-	-	102,072,827	1,190,574,438
16	Chashma Nuclear	Nucl.	300	200,414,000	187,467,256	-	187,467,256	-	-	-	-	187,467,256
17	Chashma Nuclear-II	Nucl.	315	204,730,000	140,629,037	-	140,629,037	-	-	-	-	140,629,037
18	Chashma Nuclear-III	Nucl.	340	209,192,000	234,232,282	-	234,232,282	-	-	-	-	234,232,282
19	Chashma Nuclear-IV	Nucl.	340	206,717,000	220,670,398	-	220,670,398	-	-	-	-	220,670,398
20	Tavanir Iran	Import	96	39,161,600	453,133,783	-	453,133,783	-	-	-	-	453,133,783
Sub-Total:			6,568	1,047,603,757	2,664,966,447	84,107,791	2,749,074,238	2,058,851,608	2,978,577	2,061,830,185	116,934,507	4,840,752,562
1	Attock-Gen	RFO	156	5,326,790	81,108,746	6,024,067	87,132,813	-	-	-	-	81,108,746
2	Atlas Power	RFO	214	-	-	-	-	-	-	-	-	-
3	Nishat Power	RFO	195	-	-	-	-	-	-	-	-	-
4	Foundation Power	Gas	171	111,631,123	671,250,380	51,004,260	722,254,640	-	-	-	-	671,250,380
5	Orient	RLNG	213	-	-	-	-	-	-	-	-	-
	HSD											
6	Nishat Chunian	RFO	196	-	-	-	-	-	-	-	-	-
7	Saif Power	RLNG	204	-	-	-	-	-	-	-	-	-
	HSD											
8	Engro Energy	Gas	213	114,162,456	719,916,649	47,012,099	766,928,748	-	-	-	-	719,916,649
	HSD											
9	Saphire Power	RLNG	203	-	-	-	-	-	-	-	-	-
	HSD											
10	Hubco Narowal	RFO	214	-	-	-	-	-	-	-	-	-
11	Liberty Power	RFO	196	841,478	11,526,352	1,038,384	12,564,736	-	-	-	-	11,526,352
12	Halmore	RLNG	199	-	-	-	-	-	-	-	-	-
	HSD											
13	Uch-II	Gas	381	243,079,859	1,396,366,555	33,885,332	1,430,251,887	-	-	-	-	1,396,366,555
14	JDW-II	Bagasse	26	11,791,400	73,211,623	6,860,237	80,071,860	-	-	-	-	73,211,623
15	JDW-III	Bagasse	26	16,333,450	101,412,758	9,502,801	110,915,559	-	-	-	-	101,412,758
16	RYK	Bagasse	24	5,845,200	36,292,262	3,400,737	39,693,000	-	-	-	-	36,292,262
17	Chiniot Power	Bagasse	62	3,371,690	20,934,486	1,961,649	22,896,135	-	-	-	-	20,934,486
18	Fatima Energy	Bagasse	119	-	-	-	-	-	-	-	-	-
	Coal											
19	Hamza Sugar Mills	Bagasse	15	8,614,580	53,487,066	5,011,963	58,499,028	-	-	-	-	53,487,066
20	Layyah Sugar Mills	Bagasse	41	13,746,010	82,231,381	7,997,429	90,228,810	-	-	-	-	82,231,381
21	QATPL	RLNG	1,180	297,816,630	3,031,580,867	94,378,090	3,125,958,957	1,854,975,738	41,890,052	1,896,865,790	-	4,886,556,605
22	Haveli Bahadur Shah	RLNG	1,230	541,627,100	5,452,804,847	170,395,885	5,623,200,532	-	-	-	-	5,452,804,647
23	Coal Fire Power Plant	Coal	1,320	538,940,590	3,997,915,191	245,918,591	4,243,833,782	-	-	-	-	3,997,915,191
24	Gulf Power Gen	RFO	62	-	-	-	-	-	-	-	-	-
25	Reshman	RFO	97	-	-	-	-	-	-	-	-	-
26	Baloki	RLNG	1,320	460,304,772	4,690,294,703	144,673,790	4,834,968,493	44,369,129	-	44,369,129	-	4,734,663,832
26A		HSD										
27	Port Qasim	Coal	1,320	504,776,300	2,870,410,430	231,591,366	3,102,001,796	461,976,572	3,417,083	465,393,655	-	3,332,387,002
Sub-Total:			9,598	2,878,209,428	23,290,744,096	1,060,656,680	24,351,400,776	2,361,321,439	45,307,135	2,406,628,574	-	25,652,065,534



CENTRAL POWER PURCHASING AGENCY (CPPA)
Energy Procurement Report (Provisional)
For the Month of November 2018


S.N o.	Power Producer	Fuel	Dep. Capacity (MW)	Energy KWh	Fuel Charges Rs.	VO&M Charges Rs.	EPP Billing month (Rs.)	Prev. Adjustment in Fuel Cost (Rs.)	Prev. Adjustment in VO&M (Rs.)	Prev. Adjustment in EPP Total Rs.	Supp. Charges	Total Fuel Cost Rs.
IPP,s Total:-			16,166	3,925,813,185	25,955,710,542	1,144,764,471	27,100,475,014	4,420,173,047	48,285,712	4,468,458,759	116,934,507	30,492,818,096
4	Others											
1	TPS-Quetta	Gas	25	(18,000)	-	(154,800)	(154,800)	-	-	-	-	-
2	Zortu	Wind	56	4,333,300	-	28,600	28,600	-	-	-	-	-
3	FFCEL	Wind	50	3,566,380	-	-	-	-	-	-	-	-
4	TGF	Wind	50	4,135,000	-	-	-	-	-	-	-	-
5	Foundation	Wind	99	8,047,500	-	-	-	-	-	-	-	-
6	Saphire Wind Power	Wind	50	4,850,403	-	-	-	-	-	-	-	-
7	Younus Energy Ltd.,	Wind	50	5,592,790	-	-	-	-	-	-	-	-
8	Metro Wind Power	Wind	50	6,661,750	-	-	-	-	-	-	-	-
9	Gul Ahmad Wind Power	Wind	50	6,084,530	-	-	-	-	-	-	-	-
10	Master Wind Power	Wind	50	5,519,880	-	-	-	-	-	-	-	-
11	Tenaga Generasi	Wind	50	4,125,120	-	-	-	-	-	-	-	-
12	Tapal Wind	Wind	31	3,052,130	-	-	-	-	-	-	-	-
13	HDPPL Wind	Wind	50	4,400,350	-	-	-	-	-	-	-	-
14	SEDL Wind	Wind	50	5,399,041	-	-	-	-	-	-	-	-
15	UEPL Wind	Wind	99	8,426,379	-	-	-	-	-	-	-	-
16	Quid-e-Azam Solar Park	Solar	52	11,215,620	-	-	-	-	-	-	-	-
17	Appollo Solar Park	Solar	100	11,308,920	-	-	-	-	-	-	-	-
18	Best Green Energy	Solar	100	11,244,930	-	-	-	-	-	-	-	-
19	Crest Energy	Solar	100	11,295,599	-	-	-	-	-	-	-	-
20	Harappa	Solar	18	1,704,600	-	-	-	-	-	-	-	-
21	Aj Solar	Solar	18	1,260,050	-	-	-	-	-	-	-	-
22	AEP Wind	Wind	50	8,518,282	-	-	-	-	-	-	-	-
23	Jhampir Wind	Wind	50	7,312,500	-	-	-	-	-	-	-	-
24	HAWA Wind	Wind	50	8,582,690	-	-	-	-	-	-	-	-
25	TGT	Wind	50	5,731,356	-	-	-	-	-	-	-	-
26	TGS	Wind	50	5,395,041	-	-	-	-	-	-	-	-
27	Tricon Boston-A	Wind	50	5,423,611	-	-	-	-	-	-	-	-
28	Tricon Boston-B	Wind	50	5,639,802	-	-	-	-	-	-	-	-
29	Tricon Boston-C	Wind	50	6,076,929	-	-	-	-	-	-	-	-
30	SPPs	Mixed	257	25,650,710	177,201,394	-	177,201,394	-	-	-	-	177,201,394
Sub-Total			1,847	200,537,193	177,201,394	(126,200)	177,075,193	-	-	-	-	177,201,394
G-Total:			30,590	7,545,633,624	29,757,869,698	1,551,062,373	31,308,932,071	4,854,382,985	48,285,712	4,902,668,698	116,934,507	34,729,187,190



CENTRAL POWER PURCHASING AGENCY (CPPA)
Energy Procurement Report (Provisional)
For the Month of November 2018


S.No.	Power Producer	Fuel	Dep. Capacity (MW)	Energy KWh	Fuel Charges Rs.	VO&M Charges Rs.	EPP Billing month (Rs.)	Prev. Adjustment in Fuel Cost (Rs.)	Prev. Adjustment in VO&M (Rs.)	Prev. Adjustment in EPP Total Rs.	Supp. Charges	Total Fuel Cost Rs.
1	Hydel			2,563,967,646	-	241,959,119	241,959,119	-	-	-	-	-
2	Coal			1,043,716,890	6,868,325,621	477,509,958	7,345,835,578	461,976,572	3,417,083	465,393,655	-	7,330,302,193
3	HSD											
4	F.O.			5,748,205	94,999,328	7,092,659	102,091,986	350,466,842	2,978,577	353,445,419	-	445,466,170
5	Gas			1,511,980,258	7,838,960,807	380,289,457	8,219,250,264	1,282,575,027	-	1,282,575,027	116,934,507	9,238,470,341
6	RLNG			1,299,748,502	13,174,680,217	409,447,765	13,584,127,982	2,759,364,544	41,890,052	2,801,254,596	-	15,934,044,761
6	Nuclear			821,053,000	782,998,973	-	782,998,973	-	-	-	-	782,998,973
7	Import from Iran			39,161,600	453,133,783	-	453,133,783	-	-	-	-	453,133,783
8	Wind Power			126,874,764	-	28,600	28,600	-	-	-	-	-
9	Solar			48,029,719	-	-	-	-	-	-	-	-
10	Bagasse			59,702,330	367,569,576	34,734,816	402,304,392	-	-	-	-	367,569,576
11	Mixed			25,650,710	177,201,394	-	177,201,394	-	-	-	-	177,201,394
Totals For The month				7,545,633,624	29,757,869,698	1,551,062,373	31,308,932,071	4,854,382,985	48,285,712	4,902,668,698	116,934,507	34,729,187,190
Prev. Adjustments :					4,971,317,492	48,285,712	5,019,603,205					
GRAND TOTALS :				7,545,633,624	34,729,187,190	1,599,348,085	36,328,535,276					

Energy Cost (Rs.)	34,729,187,190	1,599,348,085	36,328,535,276
Cost not chargeable to DISCOs (Rs.)	217,119,453	-	217,119,453
EPP (Chargeable) (Rs.)	34,512,067,737	1,599,348,085	36,111,415,823
Energy Sold (KWh)	7,318,158,439	7,318,158,439	7,318,158,439
Avg. Rate (Rs./KWh)	4.7159	0.2185	4.9345
Reference. Rate (Rs./KWh)	5.0497		



ACTUAL

ANNEX II



Source Wise Generation				
Sources	NOVEMBER 2018			
	Reference		Actual	
	GWh	%	GWh	%
Hydel	2,891.91	36.36%	2,563.97	33.98%
Coal	15.34	0.19%	1,043.72	13.83%
HSD	226.76	2.85%	-	0.00%
RFO	2,273.52	28.59%	5.75	0.08%
Gas/ RLNG	1,968.63	24.75%	1,511.98	20.04%
RLNG		0.00%	1,299.75	17.23%
Nuclear	410.58	5.16%	821.05	10.88%
Import Iran	36.37	0.46%	39.16	0.52%
Mixed	85.47	1.07%	25.65	0.34%
Wind	20.76	0.26%	126.87	1.68%
Baggasse	23.56	0.30%	59.70	0.79%
Solar	-	0.00%	48.03	0.64%
Total	7,952.92	100.00%	7,545.63	100.00%
Sale to IPPs	-	0.00%	(12.94)	-0.17%
Transmission Losses	(238.59)	3.00%	(214.54)	-2.84%
Net Delivered	7,714.33	97.00%	7,318.16	96.99%

Source Wise Fuel Cost/Energy Purchase Price

Sources	NOVEMBER 2018			
	Reference		Actual	
	Mlns. Rs.	Rs./kWh	Mlns. Rs.	Rs./kWh
Hydel	-	-	-	-
Coal	55.41	3.6118	6,868.33	6.5806
HSD	2,828.96	12.4756	-	-
RFO	21,899.65	9.6325	95.00	16.5268
Gas	12,238.23	6.2166	7,838.96	5.1846
RLNG		6.2166	13,174.68	10.1363
Nuclear	543.22	1.3230	783.00	0.9537
Import Iran	383.75	10.5500	453.13	11.5709
Mixed	870.08	10.1801	177.20	6.9082
Wind	-	-	-	-
Baggasse	135.97	5.7702	367.57	6.1567
Solar	-	-	-	-
Total	38,955.28	4.8982	29,757.87	3.9437
Supplemental Charges		-	4,971.32	0.6588
Sale to IPPs		-	(217.12)	-16.7841
Grand Total	38,955.28	4.8982	34,512.07	4.5816
Transmission Losses		0.1515		0.1343
Net Total	38,955.28	5.0497	34,512.07	4.7159

To Be Published in
Official Gazette of Pakistan Part-II

National Electric Power Regulatory Authority



NOTIFICATION


Islamabad, the January 2, 2019

S.R.O. 15 (I)/2019: – Pursuant to Section 31(4) of the Regulation of Generation, Transmission and Distribution of Electric Power Act, 1997 as amended through Regulation of Generation, Transmission and Distribution of Electric Power (Amendment) Act 2011, the National Electric Power Regulatory Authority makes and notifies the following adjustment in the approved tariff on account of variation in fuel charges for the month of November 2018 in respect of Ex-WAPDA Distribution Companies (XWDISCOs):

Actual Fuel Charges Component for November 2018	Rs. 4.7269/kWh
Corresponding Reference Fuel Charges Component	Rs. 5.0497/kWh
Fuel Price Variation for the month of November 2018 - (Decrease)	(Rs. 0.3228/kWh)

Note: The Authority has reviewed and assessed a decrease of (Rs. 0.3228/kWh) in the applicable tariff for XWDISCOs on account of variation in the fuel charges for the month of November 2018 as per the above details.

2. The above adjustment a decrease of (Rs. 0.3228/kWh) shall be applicable to all the consumer categories except lifeline consumers, domestic consumers consuming upto 300 units and agriculture consumers of all the XWDISCOs. It is hereby clarified that negative adjustment on account of monthly FCA is also applicable to the domestic consumers having Time of Use (ToU) meters irrespective of their consumption level.
3. The said adjustment shall be shown separately in the consumers' bills on the basis of units billed to the consumers in the month of November 2018 by the XWDISCOs. XWDISCOs shall reflect the fuel charges adjustment in respect of November 2018 in the billing month of January 2019.
4. While affecting the Fuel -Adjustment Charges, the concerned XWDISCOs shall keep in view and strictly comply with the orders of the courts notwithstanding this order.


02 02 19
(Syed Safer Hussain)
Registrar
