



Registrar

# National Electric Power Regulatory Authority

## Islamic Republic of Pakistan

NEPRA Tower, Attaturk Avenue (East), G-5/1, Islamabad  
Ph: +92-51-9206500, Fax: +92-51-2600026  
Web: www.nepra.org.pk, E-mail: registrar@nepra.org.pk

No. NEPRA/R/ADG(Tariff)/TRF-100/XWDISCOs/7097-7099  
February 10, 2021


Subject: **Decision of the Authority in the matter of Requests filed by XWDISCOs for Periodic Adjustment in Tariff for the 4<sup>th</sup> Quarter of FY 2019-20**

Dear Sir,

Please find enclosed herewith subject Decision of the Authority along with Annexures-I (06 pages) in respect of XWDISCOs (FESCO, GEPCO, HESCO, IESCO, LESCO, MEPCO, PESCO, QESCO, SEPCO and TESCO).

2. The Decision along with Annexures-I is being intimated to the Federal Government for the purpose of notification in the official gazette pursuant to Section 31(7) of the Regulation of Generation, Transmission and Distribution of Electric Power Act, 1997.

Enclosure: As above

  
10 02 21  
( Syed Safer Hussain )

Secretary  
Ministry of Energy (Power Division)  
'A' Block, Pak Secretariat  
Islamabad

CC:

1. Secretary, Cabinet Division, Cabinet Secretariat, Islamabad.
2. Secretary, Ministry of Finance, 'Q' Block, Pak Secretariat, Islamabad.



**DECISION OF THE AUTHORITY IN THE MATTER OF REQUESTS FILED BY XWDISCOs FOR PERIODIC ADJUSTMENT IN TARIFF FOR THE 4<sup>th</sup> QUARTER OF FY 2019-20**

1. The Authority determined tariffs for seven XWDISCOs for the FY 2016-17 & FY 2017-18 individually under the Single Year Tariff Regime (SYT). For XWDISCOs under the Multi Year Tariff (MYT) regime, i.e. FESCO, LESCO and IESCO, the Authority through its decisions regarding adjustment in tariff components for the FY 2016-17 and FY 2017-18 allowed PPP variations for the FY 2017-18, and under/over recovery of the allowed Distribution Margin for the FY 2016-17 and FY 2017-18, as Prior Year Adjustment. The said decisions were intimated to the Federal Government for notification in the official Gazette.

2. The Federal Government, against the aforementioned determinations/decisions, filed a motion dated November 09, 2018, under Section 7, 31(4) and 31(7) of the NEPRA Act 1997 read with Rule 17 of the NEPRA (Tariff Standards and Procedure) Rules, 1998 for recommendation of uniform consumer end tariff at national level, which was decided by the Authority on December 19, 2019. The uniform tariff so determined by the Authority was notified by the Federal Government vide SRO.1(I)/2019 to SRO.12(I)/2019 dated January 01, 2019, to be effective from January 01, 2019.


3. Based on the adjustment mechanism, as prescribed in the notified tariff, NEPRA has already determined the quarterly adjustments of XWDISCOs for the FY 2018-19 & FY 2019-20 (first three quarters only), which have since been notified by the Federal Government.

4. XWDISCOs now in line with the quarterly adjustment mechanism filed their adjustment requests on account of variation in PPP, including impact of T&D losses etc., for the 4<sup>th</sup> quarter of the FY 2019-20 i.e. from April to June 2020, as summarized below;

April to June 2020	IESCO	LESCO	GEPCO	FESCO	MEPCO	PESCO	HESCO	QESCO	SEPCO	TESCO	Total
Capacity Purchase Price	7.717	16.300	8.415	10.918	15.556	11.706	4.206	3.061	2.860	370	81,109
Variable O&M	64	136	-	79	98	(13)	(6)	276	826	(893)	567
UoS & MoF	230	631	231	302	412	277	77	82	112	(85)	2,270
Impact of T&D Losses on monthly FPA	(163)	(747)	183	(423)	(919)	(1,352)	(442)	2,648		(35)	(1,249)
Total	7,847	16,320	8,831	10,876	15,147	10,619	3,835	6,068	3,798	(642)	82,697

5. Although, the proposed quarterly adjustments are formula based and as per the already prescribed mechanism but the impact of any such adjustments has to be made part of the consumer end tariff, hence, the Authority, in order to provide an opportunity of hearing to all the concerned and meet the ends of natural justice, decided to conduct a hearing on the issue.

6. The Authority initially scheduled the hearing on November 24, 2020, however, due to non-preparation of DISCOs and CPPA-G, the same was rescheduled on December 01, 2020, for which advertisement was published in newspapers and separate notices were also sent to the stakeholders for inviting comments from the interested/ affected parties. Salient features and details of the proposed adjustments were uploaded on NEPRA's Website for information of all concerned.



Handwritten signature and number 7



Decision of the Authority in the matter of requests filed by XWDISCOs regarding periodic adjustment in the Tariff

7. In the meantime, LESCO, GEPCO, SEPCO and TESCO, filed their revised adjustment requests, having a combined additional impact of Rs.2,503 million, thus, increasing the total claimed amount to Rs.85,202 million from the previously requested amount of Rs.82,697 million, as detailed below;

Rs. in Million											
April to June 2020	IESCO	LESCO	GEPCO	FESCO	MEPCO	PESCO	HESCO	QESCO	SEPCO	TESCO	Total
Capacity Purchase Price	7,717	16,300	8,415	10,918	15,556	11,706	4,206	3,061	2,860	370	81,109
Variable O&M	64	136	-	79	98	(13)	(6)	276	826	(893)	567
UoSC & MoF	230	631	231	302	412	277	77	82	112	(85)	2,270
Impact of T&D Losses on FCA	(163)	(747)	183	(423)	(919)	(1,352)	(442)	2,648		(35)	(1,249)
<b>Total</b>	<b>7,847</b>	<b>16,320</b>	<b>8,831</b>	<b>10,876</b>	<b>15,147</b>	<b>10,619</b>	<b>3,835</b>	<b>6,068</b>	<b>3,798</b>	<b>(642)</b>	<b>82,697</b>
Revised Amount	7,847	19,093	8,394	10,876	15,147	10,619	3,835	6,068	3,783	(460)	85,202
Difference	-	2,773	(437)	-	-	-	-	-	(15)	182	2,503


8. Ministry of Energy (MoE) vide letter dated November 18, 2020 has requested to allow impact of the quarterly adjustments on uniform basis to be reflected in the monthly bills of consumers of all XWDISCOs till its final recovery and any excess and less adjustment would be settled between DISCOs at CPPA-G level.

9. Hearing was held as per the Schedule on 01.12.2020, which was attended by XWDISCOs, CPPA-G, and other stakeholders including APTMA, General public and media.

10. CPPA-G during the hearing submitted that Market Operation Fee, Use of System charges of NTDC and Capacity charges of Generation companies are billed to XWDISCOs as per the determinations/decisions of NEPRA. CPPA-G, while justifying the instant adjustment request, submitted that the projected Power Purchase Price (PPP) references included in the notified base tariff, did not include capacity charges for certain power plants e.g. Neelum Jhelum Hydro, HSR (Sahiwal) Coal, China Hub Power Coal, Engro Power Gen Thar Coal, Port Qasim Coal and various Solar and Wind based power plants etc., as these plants were not operational at that time. However, subsequently these plants became operational and have accordingly started invoicing their capacity charges to CPPA-G, which is being reflected in the quarterly adjustment requests.

11. The Authority on the concerns raised by the commentators during the hearing regarding payment of capacity charges to power plants without fully utilizing their available capacities, observed that as per the Take OR Pay agreements with the IPPs, the Capacity is paid to the IPPs based to the availability of plants, irrespective of their utilization factor.

12. The Authority, in order to work out the amount of quarterly adjustments of XWDISCOs, obtained details of actual Power Purchase cost billed by CPPA-G to DISCOs for the relevant period. CPPA-G provided the information for the period i.e. April to June 2020, and also certified that;



Mathi  
2



a. 2002 Power Policy Plants

- i. Invoices of all Capacity Purchase have been processed in accordance with rates, Terms & Conditions as determined by NEPRA. Payments related to periodical adjustments are also made as per decision of NEPRA.
- ii. The above statement is true, based on facts and from verifiable documentary evidences. In case of any deviation/variation observed if not rectified at later stage, CPPA-G will be responsible for the consequences arising out of any misstatement under NEPRA Act.

b. 1994 Power Policy Plants

- i. Invoices of all Capacity Purchase have been made strictly in accordance with the rates, terms & conditions as stipulated in the respective Power Purchase Agreement.
- ii. All payments to IPPs are being made after observing all formalities provided in the respective Power Purchase Agreement.
- iii. All purchase have been made in accordance with the Power Purchase agreement.
- iv. The above statement is true, based on facts and from verifiable documentary evidences. In case of any deviation/variation observed if not rectified at later stage, CPPA-G will be responsible for the consequences arising out of any misstatement under NEPRA Act and its Rules & Regulations.

13. Accordingly, for working out the quarterly adjustments for the 4<sup>th</sup> quarter of FY 2019-20, the information provided by CPPA-G and the requests filed by DISCOs have been considered. Here it is pertinent to mention the Authority in its determination in the matter of CPPA-G Market Operation fee dated November 13, 2019 noted that CPPA-G reflects the costs incurred on account of legal / litigation charges in the capacity costs billed to DISCOs. Accordingly CPPA-G was directed to include the said cost in its market operation fees and be got approved from the Authority. However, CPPA-G in its costs billed to DISCOs for the 4<sup>th</sup> quarter of FY 2019-20 has again included such costs as part of capacity charges billed to DISCOs. Therefore, while working out the instant quarterly adjustments, the amount of legal / litigation charges of Rs.2.814 million pertaining to the 4<sup>th</sup> quarter of FY 2019-20, has been not been considered.

14. Accordingly, based on the information submitted by CPPA-G and the adjustment request filed by DISCOs, the following amount of quarterly adjustments has been worked out for variation in Capacity charges, Variable O&M, Use of System Charges, Market Operator Fee and FCA impact on T&D losses, for the 4<sup>th</sup> quarter of FY 2019-20 i.e. April to June 2020.





Decision of the Authority in the matter of requests filed by XWDISCOs regarding periodic adjustment in the Tariff


Description	Rs. in Million										
	IESCO	LESCO	GESCO	FESCO	MEPCO	PESCO	HESCO	QESCO	SEPCO	TESCO	TOTAL
FCA impact of T&D Losses	(260)	(714)	(317)	(423)	(919)	(1,304)	(415)	(310)	(425)	(66)	(5,154)
Variable O&M	64	136	64	79	98	63	17	18	17	3	559
Capacity Charges	7,716	19,039	8,415	10,920	15,556	11,706	4,206	4,626	4,446	(422)	86,208
UOSC/ Market Operator Fee	230	631	232	302	412	361	77	116	139	(77)	2,423
<b>Total Under / (Over) recovered amount</b>	<b>7,750</b>	<b>19,092</b>	<b>8,393</b>	<b>10,878</b>	<b>15,147</b>	<b>10,826</b>	<b>3,886</b>	<b>4,450</b>	<b>4,177</b>	<b>(562)</b>	<b>84,037</b>

15. Section 31(4) of the NEPRA Act, 1997 gives powers to the Authority to determine a uniform tariff, and further prescribes the manner, methodology and principles to be applied while determining the same. Accordingly, in view of the above and keeping in view the submissions made by MoE vide letter dated 18.11.2020, wherein reference has been made to the earlier motion filed by the Federal Government under Section 7, 31(4) and 31(7) of the NEPRA Act 1997 read with Rule 17 of the NEPRA (Tariff Standards and Procedure) Rules, 1998 for recommendation of uniform consumer end tariff at national level and guidelines prescribed with regard to Methodology for incorporation of quarterly adjustments in the uniform tariff of XWDISCOs, in terms of provisions of NEPRA Act and Tariff Rules, and subject to para 17 below, the Authority has determined a uniform rate of Rs.0.8276/kWh attached as **Annex-I** with the instant decision, for the allowed amount of quarterly adjustments of Rs.84,037 million pertaining to the 4<sup>th</sup> quarter of FY 2019-20, across each category of consumers of XWDISCOs, based on projected sales for the FY 2017-18, after excluding therefrom the sales to life line consumers, to be recovered in twelve (12) months period, starting from the date of its notification as summarized below;

Description	Rs. in Million										
	IESCO	LESCO	GESCO	FESCO	MEPCO	PESCO	HESCO	QESCO	SEPCO	TESCO	TOTAL
FCA impact of T&D Losses	(260)	(714)	(317)	(423)	(919)	(1,304)	(415)	(310)	(425)	(66)	(5,154)
Variable O&M	64	136	64	79	98	63	17	18	17	3	559
Capacity Charges	7,716	19,039	8,415	10,920	15,556	11,706	4,206	4,626	4,446	(422)	86,208
UOSC/ Market Operator Fee	230	631	232	302	412	361	77	116	139	(77)	2,423
<b>Total Adjustment (Rs. in</b>	<b>7,750</b>	<b>19,092</b>	<b>8,393</b>	<b>10,878</b>	<b>15,147</b>	<b>10,826</b>	<b>3,886</b>	<b>4,450</b>	<b>4,177</b>	<b>(562)</b>	<b>84,037</b>
<b>XWDISCOs Sales (GWHs)</b>	<b>11,643</b>	<b>23,638</b>	<b>10,788</b>	<b>13,981</b>	<b>17,149</b>	<b>9,261</b>	<b>4,545</b>	<b>5,455</b>	<b>3,364</b>	<b>1,720</b>	<b>101,546</b>
<b>Rate (Rs./kWh)</b>	<b>0.666</b>	<b>0.808</b>	<b>0.778</b>	<b>0.778</b>	<b>0.883</b>	<b>1.169</b>	<b>0.855</b>	<b>0.816</b>	<b>1.242</b>	<b>(0.327)</b>	<b>0.8276</b>

16. The category wise component of the allowed quarterly adjustment of each XWDISCO along-with the uniform rate is attached as **Annex-I** with the instant decision. Since, through amendment in NEPRA Act, the power to impose surcharges by the Federal Government has been removed, therefore, the Federal Government shall not rationalize the allowed uniform rate of Rs.0.8276/kWh **upwards** for any consumer category.

17. Having said that, the Authority in its uniform tariff determination dated December 19, 2018 has categorically held that although the petition filed by the Federal Government falls short of the legal requirements of section 31 (4) of the Act but in view of pragmatic considerations, it would be inequitable and unconscionable for the Authority to dismiss the uniform tariff motion on the basis of non-exhaustive compliance of the procedural elements thereof. The Authority further issued directions to the Federal Government in para 34 of the December 19, 2018 determination to be complied by the Federal Government for its subsequent submissions. Although, the said directions still remain to be complied with by the Federal Government, however, considering that the instant matter is an adjustment in the already approved uniform tariff by the Authority, therefore, without prejudice to




Handwritten signature/initials

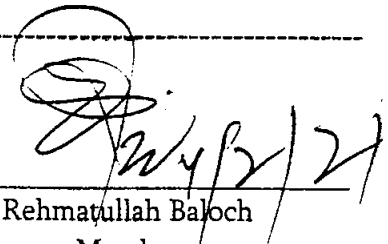



the said observations and directions of the Authority, the quarterly adjustments have been determined in a uniform manner. The instant determination /decision shall not in any way operate to modify, alter, rescind or waive of the observations and the directions of the Authority in the determination dated December 19, 2018.


18. In terms of Section 31(7) of the NEPRA Act, decision of the Authority along with Annex-I, attached to this decision, is intimated to the Federal Government for notification in the official Gazette.


AUTHORITY

  
Engr. Bahadur Shah  
Member


  
Rehmatullah Baloch  
Member


  
Rafique Ahmed Shaikh  
Member


  
Saif Ullah Chattha  
Vice Chairman  
4-2-2021

  
Tauseef H. Farooqi  
Chairman

Notification of main determination 2019-20 is still pending.

  
9/2/21



  
10 02 21

Uniform Rate for the 4th Quarterly Adjustment of FY 2019-20

Description	IESCO	LESCO	FESCO	TESCO	HESCO	GEPCO	SEPCO	MEPCO	QESCO	PESCO	Uniform Qtrly Adjustment 4th Qtr FY 2019-20	
	Variable Charge	Variable Charge	Variable Charge	Variable Charge	Variable Charge	Variable Charge	Variable Charge	Variable Charge	Variable Charge	Variable Charge	Variable Charge	Variable Charge
	Rs./kWh	Rs./kWh	Rs./kWh	Rs./kWh	Rs./kWh	Rs./kWh	Rs./kWh	Rs./kWh	Rs./kWh	Rs./kWh	Rs./kWh	Rs./kWh
<b>Residential</b>												
Up to 50 Units												
For peak load requirement less than 5 kW												
01-100 Units	0.6656	0.8077	0.7780	(0.3267)	0.8549	0.7780	1.2417	0.8832	0.8157	1.1690	12,369	0.8276
101-200 Units	0.6656	0.8077	0.7780	(0.3267)	0.8549	0.7780	1.2417	0.8832	0.8157	1.1690	9,525	0.8276
201-300 Units	0.6656	0.8077	0.7780	(0.3267)	0.8549	0.7780	1.2417	0.8832	0.8157	1.1690	8,541	0.8276
301-700 Units	0.6656	0.8077	0.7780	(0.3267)	0.8549	0.7780	1.2417	0.8832	0.8157	1.1690	4,738	0.8276
Above 700 Units	0.6656	0.8077	0.7780	(0.3267)	0.8549	0.7780	1.2417	0.8832	0.8157	1.1690	1,475	0.8276
For peak load requirement exceeding 5 kW												
Time of Use (TOU) - Peak	0.6656	0.8077	0.7780	(0.3267)	0.8549	0.7780	1.2417	0.8832	0.8157	1.1690	494	0.8276
Time of Use (TOU) - Off-Peak	0.6656	0.8077	0.7780	(0.3267)	0.8549	0.7780	1.2417	0.8832	0.8157	1.1690	2,325	0.8276
Temporary Supply	0.6656	0.8077	0.7780	(0.3267)	0.8549	0.7780	1.2417	0.8832	0.8157	1.1690	4	0.8276
											39,470	
<b>Commercial - A2</b>												
For peak load requirement less than 5 kW	0.6656	0.8077	0.7780	(0.3267)	0.8549	0.7780	1.2417	0.8832	0.8157	1.1690	2,358	0.8276
For peak load requirement exceeding 5 kW												
Regular	0.6656	0.8077	0.7780	(0.3267)	0.8549	0.7780	1.2417	0.8832	0.8157	1.1690	82	0.8276
Time of Use (TOU) - Peak	0.6656	0.8077	0.7780	(0.3267)	0.8549	0.7780	1.2417	0.8832	0.8157	1.1690	683	0.8276
Time of Use (TOU) - Off-Peak	0.6656	0.8077	0.7780	(0.3267)	0.8549	0.7780	1.2417	0.8832	0.8157	1.1690	2,910	0.8276
Temporary Supply	0.6656	0.8077	0.7780	(0.3267)	0.8549	0.7780	1.2417	0.8832	0.8157	1.1690	110	0.8276
											6,142	
<b>General Services-A3</b>												
	0.6656	0.8077	0.7780	(0.3267)	0.8549	0.7780	1.2417	0.8832	0.8157	1.1690	2,508	0.8276
<b>Industrial</b>												
B1	0.6656	0.8077	0.7780	(0.3267)	0.8549	0.7780	1.2417	0.8832	0.8157	1.1690	352	0.8276
B1 Peak	0.6656	0.8077	0.7780	(0.3267)	0.8549	0.7780	1.2417	0.8832	0.8157	1.1690	313	0.8276
B1 Off Peak	0.6656	0.8077	0.7780	(0.3267)	0.8549	0.7780	1.2417	0.8832	0.8157	1.1690	1,703	0.8276
B2	0.6656	0.8077	0.7780	(0.3267)	0.8549	0.7780	1.2417	0.8832	0.8157	1.1690	191	0.8276
B2 - TOU (Peak)	0.6656	0.8077	0.7780	(0.3267)	0.8549	0.7780	1.2417	0.8832	0.8157	1.1690	1,145	0.8276
B2 - TOU (Off-peak)	0.6656	0.8077	0.7780	(0.3267)	0.8549	0.7780	1.2417	0.8832	0.8157	1.1690	6,292	0.8276
B3 - TOU (Peak)	0.6656	0.8077	0.7780	(0.3267)	0.8549	0.7780	1.2417	0.8832	0.8157	1.1690	861	0.8276
B3 - TOU (Off-peak)	0.6656	0.8077	0.7780	(0.3267)	0.8549	0.7780	1.2417	0.8832	0.8157	1.1690	7,463	0.8276
B4 - TOU (Peak)	0.6656	0.8077	0.7780	(0.3267)	0.8549	0.7780	1.2417	0.8832	0.8157	1.1690	404	0.8276
B4 - TOU (Off-peak)	0.6656	0.8077	0.7780	(0.3267)	0.8549	0.7780	1.2417	0.8832	0.8157	1.1690	2,671	0.8276
Temporary Supply	0.6656	0.8077	0.7780	(0.3267)	0.8549	0.7780	1.2417	0.8832	0.8157	1.1690	12	0.8276
											21,406	
<b>Single Point Supply for further distribution</b>												
C1(a) Supply at 400 Volts-less than 5 kW	0.6656	0.8077	0.7780	(0.3267)	0.8549	0.7780	1.2417	0.8832	0.8157	1.1690	10	0.8276
C1(b) Supply at 400 Volts-exceeding 5 kW	0.6656	0.8077	0.7780	(0.3267)	0.8549	0.7780	1.2417	0.8832	0.8157	1.1690	118	0.8276
Time of Use (TOU) - Peak	0.6656	0.8077	0.7780	(0.3267)	0.8549	0.7780	1.2417	0.8832	0.8157	1.1690	60	0.8276
Time of Use (TOU) - Off-Peak	0.6656	0.8077	0.7780	(0.3267)	0.8549	0.7780	1.2417	0.8832	0.8157	1.1690	265	0.8276
C2 Supply at 11 kV	0.6656	0.8077	0.7780	(0.3267)	0.8549	0.7780	1.2417	0.8832	0.8157	1.1690	253	0.8276
Time of Use (TOU) - Peak	0.6656	0.8077	0.7780	(0.3267)	0.8549	0.7780	1.2417	0.8832	0.8157	1.1690	291	0.8276
Time of Use (TOU) - Off-Peak	0.6656	0.8077	0.7780	(0.3267)	0.8549	0.7780	1.2417	0.8832	0.8157	1.1690	1,295	0.8276
C3 Supply above 11 kV	0.6656	0.8077	0.7780	(0.3267)	0.8549	0.7780	1.2417	0.8832	0.8157	1.1690	100	0.8276
Time of Use (TOU) - Peak	0.6656	0.8077	0.7780	(0.3267)	0.8549	0.7780	1.2417	0.8832	0.8157	1.1690	108	0.8276
Time of Use (TOU) - Off-Peak	0.6656	0.8077	0.7780	(0.3267)	0.8549	0.7780	1.2417	0.8832	0.8157	1.1690	479	0.8276
											2,980	
<b>Agricultural Tube-wells - Tariff D</b>												
Scarp	0.6656	0.8077	0.7780	(0.3267)	0.8549	0.7780	1.2417	0.8832	0.8157	1.1690	338	0.8276
Time of Use (TOU) - Peak	0.6656	0.8077	0.7780	(0.3267)	0.8549	0.7780	1.2417	0.8832	0.8157	1.1690	67	0.8276
Time of Use (TOU) - Off-Peak	0.6656	0.8077	0.7780	(0.3267)	0.8549	0.7780	1.2417	0.8832	0.8157	1.1690	369	0.8276
Agricultural Tube-wells	0.6656	0.8077	0.7780	(0.3267)	0.8549	0.7780	1.2417	0.8832	0.8157	1.1690	3,708	0.8276
Time of Use (TOU) - Peak	0.6656	0.8077	0.7780	(0.3267)	0.8549	0.7780	1.2417	0.8832	0.8157	1.1690	876	0.8276
Time of Use (TOU) - Off-Peak	0.6656	0.8077	0.7780	(0.3267)	0.8549	0.7780	1.2417	0.8832	0.8157	1.1690	4,159	0.8276
											8,618	
<b>Public Lighting - Tariff G</b>												
Residential Colonies attached to industrial premises	0.6656	0.8077	0.7780	(0.3267)	0.8549	0.7780	1.2417	0.8832	0.8157	1.1690	315	0.8276
Railway Tracton	0.6656	0.8077	0.7780	(0.3267)	0.8549	0.7780	1.2417	0.8832	0.8157	1.1690	32	0.8276
Tariff K - AJK	0.6656	-	-	-	-	0.7780	-	-	-	1.1690	454	0.8276
Time of Use (TOU) - Peak	0.6656	-	-	-	-	0.7780	-	-	-	1.1690	236	0.8276
Time of Use (TOU) - Off-Peak	0.6656	-	-	-	-	0.7780	-	-	-	1.1690	978	0.8276
Tariff K - Rawat Lab	0.6656	-	-	-	-	-	-	-	-	-	0	0.8276
											2,015	
<b>Special Contract - Tariff-J</b>												
J-1 For Supply at 66 kV & above	0.6656	0.8077	0.7780	(0.3267)	0.8549	0.7780	1.2417	0.8832	0.8157	1.1690	-	0.8276
Time of Use (TOU) - Peak	0.6656	0.8077	0.7780	(0.3267)	0.8549	0.7780	1.2417	0.8832	0.8157	1.1690	-	0.8276
Time of Use (TOU) - Off-Peak	0.6656	0.8077	0.7780	(0.3267)	0.8549	0.7780	1.2417	0.8832	0.8157	1.1690	-	0.8276
J-2 (a) For Supply at 11, 33 kV	0.6656	0.8077	0.7780	(0.3267)	0.8549	0.7780	1.2417	0.8832	0.8157	1.1690	-	0.8276
Time of Use (TOU) - Peak	0.6656	0.8077	0.7780	(0.3267)	0.8549	0.7780	1.2417	0.8832	0.8157	1.1690	-	0.8276
Time of Use (TOU) - Off-Peak	0.6656	0.8077	0.7780	(0.3267)	0.8549	0.7780	1.2417	0.8832	0.8157	1.1690	-	0.8276
J-2 (b) For Supply at 66 kV & above	0.6656	0.8077	0.7780	(0.3267)	0.8549	0.7780	1.2417	0.8832	0.8157	1.1690	-	0.8276
Time of Use (TOU) - Peak	0.6656	0.8077	0.7780	(0.3267)	0.8549	0.7780	1.2417	0.8832	0.8157	1.1690	-	0.8276
Time of Use (TOU) - Off-Peak	0.6656	0.8077	0.7780	(0.3267)	0.8549	0.7780	1.2417	0.8832	0.8157	1.1690	-	0.8276
J-3 (a) For Supply at 11, 33 kV	0.6656	0.8077	0.7780	(0.3267)	0.8549	0.7780	1.2417	0.8832	0.8157	1.1690	-	0.8276
Time of Use (TOU) - Peak	0.6656	0.8077	0.7780	(0.3267)	0.8549	0.7780	1.2417	0.8832	0.8157	1.1690	-	0.8276
Time of Use (TOU) - Off-Peak	0.6656	0.8077	0.7780	(0.3267)	0.8549	0.7780	1.2417	0.8832	0.8157	1.1690	-	0.8276
J-3 (b) For Supply at 66 kV & above	0.6656	0.8077	0.7780	(0.3267)	0.8549	0.7780	1.2417	0.8832	0.8157	1.1690	-	0.8276
Time of Use (TOU) - Peak	0.6656	0.8077	0.7780	(0.3267)	0.8549	0.7780	1.2417	0.8832	0.8157	1.1690	-	0.8276
Time of Use (TOU) - Off-Peak	0.6656	0.8077	0.7780	(0.3267)	0.8549	0.7780	1.2417	0.8832	0.8157	1.1690	-	0.8276
											-	0.8276
Note: The aforementioned Quarterly Adjustments shall remain applicable for a period of twelve (12) Months from the date of notification of the instant decision. The Federal Government while notifying the allowed uniform rate of Rs.0.8276/kWh shall not adjust the same upwards for any consumer category.												
Total Average Tariff											84,037	0.8276

