



National Electric Power Regulatory Authority

Islamic Republic of Pakistan

NEPRA Tower, Attaturk Avenue (East), G-5/1, Islamabad
Ph: +92-51-9206500, Fax: +92-51-2600026
Web: www.nepra.org.pk, E-mail: registrar@nepra.org.pk

No. NEPRA/R/ADG(Tariff)/TRF-100/XWDISCOs/24588-24590
May 6, 2021


Subject: Decision of the Authority in the matter of Requests filed by XWDISCOs for Periodic Adjustment in Tariff for the 1st and 2nd Quarter of FY 2020-21

Dear Sir,

Please find enclosed herewith subject Decision of the Authority along with Annexure-A (07 pages) in respect of XWDISCOs (FESCO, GEPCO, HESCO, IESCO, LESCO, MEPCO, PESCO, QESCO, SEPCO and TESCO).

2. The Decision along with Annexure-A is being intimated to the Federal Government for the purpose of notification in the official gazette pursuant to Section 31(7) of the Regulation of Generation, Transmission and Distribution of Electric Power Act, 1997.

Enclosure: As above


060521
(Syed Safer Hussain)

Secretary
Ministry of Energy (Power Division)
'A' Block, Pak Secretariat
Islamabad

CC:

1. Secretary, Cabinet Division, Cabinet Secretariat, Islamabad.
2. Secretary, Ministry of Finance, 'Q' Block, Pak Secretariat, Islamabad.




DECISION OF THE AUTHORITY IN THE MATTER OF REQUESTS FILED BY XWDISCOs FOR PERIODIC ADJUSTMENT IN TARIFF FOR THE 1ST AND 2ND QUARTERS OF FY 2020-21

- The Authority determined tariffs for seven XWDISCOs for the FY 2016-17 & FY 2017-18 individually under the Single Year Tariff Regime (SYT). For XWDISCOs under the Multi Year Tariff (MYT) regime, i.e. FESCO, LESCO and IESCO, the Authority through its decisions regarding adjustment in tariff components for the FY 2016-17 and FY 2017-18 allowed PPP variations for the FY 2017-18, and under/over recovery of the allowed Distribution Margin for the FY 2016-17 and FY 2017-18, as Prior Year Adjustment. The said decisions were intimated to the Federal Government for notification in the official Gazette.
- The Federal Government, against the aforementioned determinations/decisions, filed a motion dated November 09, 2018, under Section 7, 31(4) and 31(7) of the NEPRA Act 1997 read with Rule 17 of the NEPRA (Tariff Standards and Procedure) Rules, 1998 for recommendation of uniform consumer end tariff at national level, which was decided by the Authority on December 19, 2019. The uniform tariff so determined by the Authority was notified by the Federal Government vide SRO.1(I)/2019 to SRO.12(I)/2019 dated January 01, 2019, to be effective from January 01, 2019.
- Based on the adjustment mechanism, as prescribed in the notified tariff, NEPRA has already determined the quarterly adjustments of XWDISCOs for the FY 2018-19 & FY 2019-20, which have since been notified by the Federal Government, except for the 4th quarter of the FY 2019-20, which was determined by the Authority on 10.02.2021 but is pending notification by the Federal Government.
- XWDISCOs have now in line with the quarterly adjustment mechanism filed their adjustment requests on account of variation in PPP, including impact of T&D losses etc., for the 1st and 2nd quarters of the FY 2020-21 i.e. from July to September 2020 & October to December 2020, as summarized below;

Rs. Million

Description	IESCO	LESCO	GEPCO	FESCO	MEPCO	PESCO	HESCO	QESCO	SEPCO	TESCO	Total
1st Quarter FY 2020-21 i.e. July 2020 to September 2020											
Capacity Purchase Price	2,576	9,035	3,420	1,377	4,983	5,655	2,907	1,819	2,394	(774)	33,397
Variable O&M	284	600	66	383	524	250	93	130	108	89	2,527
CoSC & MoF	198	727	298	174	434	441	246	152	179	(48)	2,801
Impact of T&D Losses on monthly FPA	356	938	401	417	1,151	1,478	573	257	365	53	5,989
Total 1st Quarter FY 2020-21	3,414	11,299	4,185	2,351	7,092	7,824	3,818	2,358	3,046	(680)	44,709
2nd Quarter FY 2020-21 i.e. October 2020 to December 2020											
Capacity Purchase Price	3,268	8,024	2,885	4,952	5,424	5,574	1,519	2,948	3,114	(798)	36,910
Variable O&M	208	470	249	352	430	317	161	151	160	163	2,661
CoSC & MoF	310	833	330	504	596	536	200	267	252	(39)	3,789
Impact of T&D Losses on monthly FPA	210	487	92	238	410	1,082	223	256	262	38	3,298
Total 2nd Quarter FY 2020-21	3,995	9,814	3,556	6,046	6,860	7,510	2,103	3,623	3,788	(636)	46,658
Grand Total	7,409	21,113	7,741	8,397	13,952	15,334	5,921	5,981	6,834	(1,316)	91,367

- Although, the proposed quarterly adjustments are formula based and as per the already prescribed mechanism but the impact of any such adjustments has to be made part of the consumer end tariff, hence, the Authority, in order to provide an opportunity of hearing to



2

Mali




all the concerned and meet the ends of natural justice, decided to conduct a hearing on the issue.

6. Hearing in matter was scheduled on March 30, 2021, for which advertisement was published in newspapers and separate notices were also sent to the stakeholders for inviting comments from the interested/ affected parties. Salient features and details of the proposed adjustments were uploaded on NEPRA's Website for information of all concerned. Four DISCOs i.e. GEPCO, HESCO, MEPCO & QESCO in the meantime submitted their revised adjustment requests, resulting in decrease in total claimed amount of all XWDISCOs from Rs.91,367 million to Rs.91,286 million as detailed below;

Description	Rs. Million										Total
	IESCO	LESCO	GEPCO	FESCO	MEPCO	PESCO	HESCO	QESCO	SEPCO	TESCO	
1st Quarter FY 2020-21 i.e. July 2020 to September 2020											
Capacity Purchase Price	2,576	9,035	3,420	1,377	4,983	5,655	2,907	1,819	2,394	(774)	33,392
Variable O&M	284	600	307	383	524	250	93	130	108	89	2,768
UoS& MoF	198	727	298	174	434	441	246	152	179	(48)	2,801
Impact of T&D Losses on monthly FPA	356	938	348	417	868	1,478	573	257	365	53	5,653
Total 1st Quarter FY 2020-21	3,414	11,299	4,372	2,351	6,809	7,824	3,818	2,358	3,046	(680)	44,613
2nd Quarter FY 2020-21 i.e. October 2020 to December 2020											
Capacity Purchase Price	3,268	8,024	2,885	4,952	5,424	5,574	1,519	2,948	3,114	(798)	36,910
Variable O&M	208	470	263	352	430	317	129	151	160	163	2,643
UoS& MoF	310	833	330	504	596	536	200	267	252	(39)	3,789
Impact of T&D Losses on monthly FPA	210	487	181	238	410	1,082	191	232	262	38	3,331
Total 2nd Quarter FY 2020-21	3,995	9,814	3,658	6,046	6,860	7,510	2,039	3,599	3,788	(636)	46,672
Grand Total	7,409	21,113	8,031	8,397	13,669	15,334	5,857	5,957	6,834	(1,316)	91,286
Previous Request	7,409	21,113	7,741	8,397	13,952	15,334	5,921	5,981	6,834	(1,316)	91,367
Incr. / (Dec.)	-	-	(290)	-	283	-	64	24	-	-	80

7. Ministry of Energy (MoE) vide letter dated April 08, 2020 has requested to allow impact of the quarterly adjustments on uniform basis across each category of consumers (*excluding life line consumers*), to be reflected in the monthly bills of consumers of all XWDISCOs till its final recovery and any excess and less adjustment would be settled between DISCOs at CPPA-G level.
8. Hearing was held as per the Schedule on 30.03.2021, which was attended by XWDISCOs, CPPA-G, and other stakeholders including APTMA, General public and media.
9. CPPA-G during the hearing submitted that Market Operation Fee, Use of System charges of NTDC and Capacity charges of Generation companies are billed to XWDISCOs as per the determinations/decisions of NEPRA. CPPA-G, while justifying the instant adjustment request, submitted that the projected Power Purchase Price (PPP) references included in the notified base tariff, did not include capacity charges for certain power plants e.g. Neelum Jhelum Hydro, HSR (Sahiwal) Coal, China Hub Power Coal, Engro Power Gen Thar Coal, Port Qasim Coal and various Solar and Wind based power plants etc., as these plants were not operational at that time. However, subsequently these plants became operational and have accordingly started invoicing their capacity charges to CPPA-G, which is being reflected in the quarterly adjustment requests.






10. The Authority on the concerns raised by the commentators during the hearing regarding payment of capacity charges to power plants without fully utilizing their available capacities, observed that as per the Take OR Pay agreements with the IPPs, the Capacity is paid to the IPPs based to the availability of plants, irrespective of their utilization factor.
11. The Authority, in order to work out the amount of quarterly adjustments of XWDISCOs, obtained details of actual Power Purchase cost billed by CPPA-G to DISCOs for the relevant period. CPPA-G provided the information for the 1st & 2nd quarters of the FY 2020-21 i.e. July to December 2020, and also certified that;

a. 2002 Power Policy Plants

- i. Invoices of all Capacity Purchase have been processed in accordance with rates, Terms & Conditions as determined by NEPRA. Payments related to periodical adjustments are also made as per decision of NEPRA.
- ii. The above statement is true, based on facts and from verifiable documentary evidences. In case of any deviation/variation observed if not rectified at later stage, CPPA-G will be responsible for the consequences arising out of any misstatement under NEPRA Act.

b. 1994 Power Policy Plants

- i. Invoices of all Capacity Purchase have been made strictly in accordance with the rates, terms & conditions as stipulated in the respective Power Purchase Agreement.
- ii. All payments to IPPs are being made after observing all formalities provided in the respective Power Purchase Agreement.
- iii. All purchase have been made in accordance with the Power Purchase agreement.
- iv. The above statement is true, based on facts and from verifiable documentary evidences. In case of any deviation/variation observed if not rectified at later stage, CPPA-G will be responsible for the consequences arising out of any misstatement under NEPRA Act and its Rules & Regulations.
12. Accordingly, for working out the quarterly adjustments for the 1st & 2nd quarters of the FY 2020-21, the information provided by CPPA-G and the requests filed by DISCOs have been considered. Here it is pertinent to mention that the Authority in the determinations of CPPA-G Market Operation fee observed that CPPA-G reflects the costs incurred on account of legal / litigation charges in the capacity costs billed to DISCOs. Accordingly CPPA-G was directed to include the said cost in its market operation fees and be got approved from the Authority. However, CPPA-G in its costs billed to DISCOs for the 1st & 2nd quarters of the FY 2020-21 has again included such costs as part of capacity charges billed to DISCOs. Therefore, while working out the instant quarterly adjustments, the amount of legal / litigation charges of Rs.23.5 million and Rs.78.7 million, pertaining to the 1st & 2nd quarter of FY 2020-21 respectively, have not been considered.




Natu



13. Accordingly, based on the information submitted by CPPA-G and the adjustment request filed by DISCOs, the following amount of quarterly adjustments has been worked out for variation in Capacity charges, Variable O&M, Use of System Charges, Market Operator Fee and FCA impact on T&D losses, for the 1st & 2nd quarters of the FY 2020-21 i.e. July to September 2020 & October to December 2020.

1st Qtr. Adj. FY 2020-21	Rs. Mn										Total
	IESCO	LESICO	GEPCO	FESCO	MEPCO	PESCO	HESCO	QESCO	SEPCO	TESCO	
FCA Impact of T&D Losses	272	674	348	417	868	1,229	323	257	361	53	4,801
V. O&M	284	600	307	383	524	345	126	130	108	38	2,844
Capacity Charges	2,575	9,029	3,417	1,374	4,980	5,653	2,905	1,818	2,393	(775)	33,368
UCSC MoF	198	726	298	174	434	457	246	153	179	(48)	2,817
Total	3,329	11,029	4,369	2,348	6,805	7,684	3,599	2,357	3,041	(731)	43,830
2nd Qtr. Adj. FY 2020-21	IESCO	LESICO	GEPCO	FESCO	MEPCO	PESCO	HESCO	QESCO	SEPCO	TESCO	Total
FCA Impact of T&D Losses	170	408	181	238	410	885	188	232	177	63	2,952
V. O&M	254	570	263	352	430	317	129	151	90	56	2,613
Capacity Charges	3,260	8,007	2,877	4,943	5,412	5,564	1,515	2,943	3,111	(799)	36,831
UCSC MoF	310	833	330	504	596	536	200	267	252	(39)	3,788
Total	3,994	9,818	3,651	6,036	6,848	7,302	2,032	3,593	3,630	(719)	46,183
G.Total	7,323	20,847	8,020	8,385	13,653	14,986	5,631	5,950	6,670	(1,450)	90,013

14. Section 31(4) of the NEPRA Act, 1997 gives powers to the Authority to determine a uniform tariff, and further prescribes the manner, methodology and principles to be applied while determining the same. Accordingly, in view of the above and keeping in view the submissions made by MoE vide letter dated 08.04.2021, wherein reference has been made to its earlier letter dated 18.11.2020 in the matter of quarterly adjustments pertaining to the 4th quarter of FY 2019-20, 2nd and 3rd quarterly adjustments which was notified by the GoP vide SRO dated October 19, 2020 on uniform basis and the uniform tariff notified by the Federal Government vide SROs dated 12.02.2021, and subject to para 16 below, the Authority has determined a uniform rate of Rs.0.8966/kWh attached as **Annex-A** with the instant decision, for the allowed amount of quarterly adjustments of Rs.90,013 million pertaining to the 1st & 2nd quarters of the FY 2020-21, across each category of consumers of XWDISCOs (except lifeline consumers), based on projected sales for the FY 2019-20, after excluding therefrom the sales to life line consumers, to be recovered in twelve (12) months period, starting from the date of its notification as summarized below. Here it is pertinent to mention that the Authority in its decision dated 01.12.2020, in the matter of Motion filed by the Ministry of Energy (Power Division) with respect to recommendations of Support Package for additional consumption and abolishment of Time of Use Tariff Scheme for Industrial consumers of XWDISCOs, decided that no Quarterly adjustments would be passed on to B1, B2, B3 and B4 industrial consumers to the extent of incremental sales till continuation of the instant package.



natu

2

SR




Decision of the Authority in the matter of requests filed by XWDISCOs regarding periodic adjustment in the Tariff

1st Qtr. Adj. FY 2020-21	Rs. Mln										Total
	IESCO	LESCO	GEPSCO	FESCO	MEPCO	PESCO	HESCO	QESCO	SEPCO	TESCO	
FCA Impact of T&D Losses	272	674	348	417	868	1,229	323	257	361	53	4,801
V. O&M	284	600	307	383	524	345	126	130	108	38	2,844
Capacity Charges	2,575	9,029	3,417	1,374	4,980	5,653	2,905	1,818	2,393	(775)	33,368
UOSC/MoF	198	726	298	174	434	457	246	153	179	(48)	2,817
Total	3,329	11,029	4,369	2,348	6,805	7,684	3,599	2,357	3,041	(731)	43,830

2nd Qtr. Adj. FY 2020-21	Rs. Mln										Total
	IESCO	LESCO	GEPSCO	FESCO	MEPCO	PESCO	HESCO	QESCO	SEPCO	TESCO	
FCA Impact of T&D Losses	170	408	181	238	410	885	188	232	177	63	2,952
V. O&M	254	570	263	352	430	317	129	151	90	56	2,613
Capacity Charges	3,260	8,007	2,877	4,943	5,412	5,564	1,515	2,943	3,111	(799)	36,831
UOSC/MoF	310	833	330	504	596	536	200	267	252	(39)	3,788
Total	3,994	9,818	3,651	6,036	6,848	7,302	2,032	3,593	3,630	(719)	46,183
G.Total	7,323	20,847	8,020	8,385	13,653	14,986	5,631	5,950	6,670	(1,450)	90,013
Projected Sales - GWh	11,027	22,118	10,321	13,726	16,587	11,660	4,341	5,448	3,456	1,710	100,394
Per Unit Impact - Rs./kWh	0.6641	0.9425	0.7770	0.6109	0.8231	1.2853	1.2971	1.0921	1.9304	(0.8480)	0.8966

15. The category wise component of the allowed quarterly adjustment of each XWDISCO along with the uniform rate is attached as **Annex-A** with the instant decision.
16. Since, through amendment in NEPRA Act, the power to impose surcharges by the Federal Government has been removed, therefore, the Federal Government shall not rationalize the allowed uniform rate of Rs.0.8966/kWh **upwards** for any consumer category. Having said that, the Authority in its uniform tariff determination dated 19.12.2018 and 12.02.2021 has categorically held that although the petition filed by the Federal Government falls short of the legal requirements of Section 31 (4) of the Act but in view of pragmatic considerations, it would be inequitable and unconscionable for the Authority to dismiss the uniform tariff motion on the basis of non-exhaustive compliance of the procedural elements thereof. The Authority further issued directions to the Federal Government in para 34 of the 19.12.2018 and 12.02.2021 determinations to be complied by the Federal Government for its subsequent submissions. Although, the said directions still remain to be complied with by the Federal Government, however, considering that the instant matter is an adjustment in the already approved uniform tariff by the Authority, therefore, without prejudice to the said observations and directions of the Authority, the quarterly adjustments have been determined in a uniform manner. The instant determination /decision shall not in any way operate to modify, alter, rescind or waive of the observations and the directions of the Authority in the determination dated 19.12.2018 and 12.02.2021.




2
Nalla



17. In terms of Section 31(7) of the NEPRA Act, decision of the Authority along with **Annex-A**, attached to this decision, is intimated to the Federal Government for notification in the official Gazette.


AUTHORITY


20/05/21


Rehmatullah Baloch
Member

(AWAY)

Engr. Maqsood Anwar Khan
Member

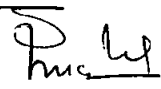

06/05/21

Rafique Ahmed Shaikh
Member



Tauseef H. Farooqi
Chairman




06 05 21

Uniform Rate for the 1st & 2nd Quarterly Adjustment of FY 2020-21

Description	GEPCO	HESCO	TESCO	SEPCO	QESCO	IESCO	LESCO	FESCO	MEPCO	PESCO	Uniform Qtrly Adjustment 1st & 2nd Qtr FY 2020-21
	Variable Charges	Variable Charges	Variable Charges	Variable Charges	Variable Charges	Variable Charges	Variable Charges	Variable Charges	Variable Charges	Variable Charges	Variable Charges
	Rs./kW/h	Rs./kW/h	Rs./kW/h	Rs./kW/h	Rs./kW/h	Rs./kW/h	Rs./kW/h	Rs./kW/h	Rs./kW/h	Rs./kW/h	Rs./kW/h
Residential											
Up to 50 Units											
For peak load requirement less than 5 kW											
01-100 Units	0.7770	1.2971	(0.8480)	1.9304	1.0921	0.6641	0.9425	0.6109	0.8231	1.2853	0.8966
101-200 Units	0.7770	1.2971	(0.8480)	1.9304	1.0921	0.6641	0.9425	0.6109	0.8231	1.2853	0.8966
201-300 Units	0.7770	1.2971	(0.8480)	1.9304	1.0921	0.6641	0.9425	0.6109	0.8231	1.2853	0.8966
301-700 Units	0.7770	1.2971	(0.8480)	1.9304	1.0921	0.6641	0.9425	0.6109	0.8231	1.2853	0.8966
Above 700 Units	0.7770	1.2971	(0.8480)	1.9304	1.0921	0.6641	0.9425	0.6109	0.8231	1.2853	0.8966
For peak load requirement exceeding 5 kW											
Time of Use (TOU) - Peak	0.7770	1.2971	(0.8480)	1.9304	1.0921	0.6641	0.9425	0.6109	0.8231	1.2853	0.8966
Time of Use (TOU) - Off-Peak	0.7770	1.2971	(0.8480)	1.9304	1.0921	0.6641	0.9425	0.6109	0.8231	1.2853	0.8966
Temporary Supply	0.7770	1.2971	(0.8480)	1.9304	1.0921	0.6641	0.9425	0.6109	0.8231	1.2853	0.8966
Total Residential											
Commercial - A2											
For peak load requirement less than 5 kW	0.7770	1.2971	(0.8480)	1.9304	1.0921	0.6641	0.9425	0.6109	0.8231	1.2853	0.8966
For peak load requirement exceeding 5 kW	-	-	-	-	-	-	-	-	-	-	-
Regular	0.7770	1.2971	(0.8480)	1.9304	1.0921	0.6641	0.9425	0.6109	0.8231	1.2853	0.8966
Time of Use (TOU) - Peak	0.7770	1.2971	(0.8480)	1.9304	1.0921	0.6641	0.9425	0.6109	0.8231	1.2853	0.8966
Time of Use (TOU) - Off-Peak	0.7770	1.2971	(0.8480)	1.9304	1.0921	0.6641	0.9425	0.6109	0.8231	1.2853	0.8966
Temporary Supply	0.7770	1.2971	(0.8480)	1.9304	1.0921	0.6641	0.9425	0.6109	0.8231	1.2853	0.8966
Total Commercial											
General Services-A3	0.7770	1.2971	(0.8480)	1.9304	1.0921	0.6641	0.9425	0.6109	0.8231	1.2853	0.8966
Industrial											
B1	0.7770	1.2971	(0.8480)	1.9304	1.0921	0.6641	0.9425	0.6109	0.8231	1.2853	0.8966
B1 Peak	0.7770	1.2971	(0.8480)	1.9304	1.0921	0.6641	0.9425	0.6109	0.8231	1.2853	0.8966
B1 Off Peak	0.7770	1.2971	(0.8480)	1.9304	1.0921	0.6641	0.9425	0.6109	0.8231	1.2853	0.8966
B2	0.7770	1.2971	(0.8480)	1.9304	1.0921	0.6641	0.9425	0.6109	0.8231	1.2853	0.8966
B2 - TOU (Peak)	0.7770	1.2971	(0.8480)	1.9304	1.0921	0.6641	0.9425	0.6109	0.8231	1.2853	0.8966
B2 - TOU (Off-peak)	0.7770	1.2971	(0.8480)	1.9304	1.0921	0.6641	0.9425	0.6109	0.8231	1.2853	0.8966
B3 - TOU (Peak)	0.7770	1.2971	(0.8480)	1.9304	1.0921	0.6641	0.9425	0.6109	0.8231	1.2853	0.8966
B3 - TOU (Off-peak)	0.7770	1.2971	(0.8480)	1.9304	1.0921	0.6641	0.9425	0.6109	0.8231	1.2853	0.8966
B4 - TOU (Peak)	0.7770	1.2971	(0.8480)	1.9304	1.0921	0.6641	0.9425	0.6109	0.8231	1.2853	0.8966
B4 - TOU (Off-peak)	0.7770	1.2971	(0.8480)	1.9304	1.0921	0.6641	0.9425	0.6109	0.8231	1.2853	0.8966
Temporary Supply	0.7770	1.2971	(0.8480)	1.9304	1.0921	0.6641	0.9425	0.6109	0.8231	1.2853	0.8966
Total Industrial											
Single Point Supply											
C1(a) Supply at 400 Volts-less than 5 kW	0.7770	1.2971	(0.8480)	1.9304	1.0921	0.6641	0.9425	0.6109	0.8231	1.2853	0.8966
C1(b) Supply at 400 Volts-exceeding 5 kW	0.7770	1.2971	(0.8480)	1.9304	1.0921	0.6641	0.9425	0.6109	0.8231	1.2853	0.8966
Time of Use (TOU) - Peak	0.7770	1.2971	(0.8480)	1.9304	1.0921	0.6641	0.9425	0.6109	0.8231	1.2853	0.8966
Time of Use (TOU) - Off-Peak	0.7770	1.2971	(0.8480)	1.9304	1.0921	0.6641	0.9425	0.6109	0.8231	1.2853	0.8966
C2 Supply at 11 kV	0.7770	1.2971	(0.8480)	1.9304	1.0921	0.6641	0.9425	0.6109	0.8231	1.2853	0.8966
Time of Use (TOU) - Peak	0.7770	1.2971	(0.8480)	1.9304	1.0921	0.6641	0.9425	0.6109	0.8231	1.2853	0.8966
Time of Use (TOU) - Off-Peak	0.7770	1.2971	(0.8480)	1.9304	1.0921	0.6641	0.9425	0.6109	0.8231	1.2853	0.8966
C3 Supply above 11 kV	0.7770	1.2971	(0.8480)	1.9304	1.0921	0.6641	0.9425	0.6109	0.8231	1.2853	0.8966
Time of Use (TOU) - Peak	0.7770	1.2971	(0.8480)	1.9304	1.0921	0.6641	0.9425	0.6109	0.8231	1.2853	0.8966
Time of Use (TOU) - Off-Peak	0.7770	1.2971	(0.8480)	1.9304	1.0921	0.6641	0.9425	0.6109	0.8231	1.2853	0.8966
Total Single Point Supply											
Agricultural Tube-wells - Tariff D											
Scarp	0.7770	1.2971	(0.8480)	1.9304	1.0921	0.6641	0.9425	0.6109	0.8231	1.2853	0.8966
Time of Use (TOU) - Peak	0.7770	1.2971	(0.8480)	1.9304	1.0921	0.6641	0.9425	0.6109	0.8231	1.2853	0.8966
Time of Use (TOU) - Off-Peak	0.7770	1.2971	(0.8480)	1.9304	1.0921	0.6641	0.9425	0.6109	0.8231	1.2853	0.8966
Agricultural Tube-wells	0.7770	1.2971	(0.8480)	1.9304	1.0921	0.6641	0.9425	0.6109	0.8231	1.2853	0.8966
Time of Use (TOU) - Peak	0.7770	1.2971	(0.8480)	1.9304	1.0921	0.6641	0.9425	0.6109	0.8231	1.2853	0.8966
Time of Use (TOU) - Off-Peak	0.7770	1.2971	(0.8480)	1.9304	1.0921	0.6641	0.9425	0.6109	0.8231	1.2853	0.8966
Total Agricultural											
Public Lighting	0.7770	1.2971	(0.8480)	1.9304	1.0921	0.6641	0.9425	0.6109	0.8231	1.2853	0.8966
Resid. Colon.att. to ind	0.7770	1.2971	(0.8480)	1.9304	1.0921	0.6641	0.9425	0.6109	0.8231	1.2853	0.8966
Railway Traction							0.9425		0.8231		0.8966
Special Contracts - A/JK	0.7770					0.6641				1.2853	0.8966
Time of Use (TOU) - Peak	0.7770					0.6641				1.2853	0.8966
Time of Use (TOU) - Off-Peak	0.7770					0.6641				1.2853	0.8966
Special Contracts - Rawat Lab.						0.6641					0.8966

