



Registrar

# National Electric Power Regulatory Authority Islamic Republic of Pakistan

NEPRA Tower, Attaturk Avenue (East), G-5/1, Islamabad  
Ph: +92-51-9206500, Fax: +92-51-2600026  
Web: www.nepa.org.pk, E-mail: registrar@nepa.org.pk

No. NEPRA/R/ADG(Tariff)/TRF-100/10176-10178

June 16, 2022


Subject: **Decision of the Authority in the matter of Requests filed by XWDISCOs for Periodic Adjustment in Tariff for the 2<sup>nd</sup> Quarter of FY 2021-22**

Dear Sir,

Enclosed please find herewith the subject Decision of the Authority along with Annex-A & B (08 Pages) in the matter of Requests filed by XWDISCOs for Periodic Adjustment in Tariff for the 2nd Quarter of FY 2021-22.

2. The instant decision along-with category wise uniform quarterly adjustments for the 2<sup>nd</sup> Quarter of FY 2021-22 of XWDISCOs attached herewith, is being intimated to the Federal Government, prior to its notification in the official Gazette as per Section 31(7) of the NEPRA Act.

Encl: As above

  
16 06 22

( Syed Safeer Hussain )

Secretary  
Ministry of Energy (Power Division)  
'A' Block, Pak Secretariat  
Islamabad

CC:

1. Secretary, Cabinet Division, Cabinet Secretariat, Islamabad.
2. Secretary, Ministry of Finance, 'Q' Block, Pak Secretariat, Islamabad.



**DECISION OF THE AUTHORITY IN THE MATTER OF REQUESTS FILED BY XWDISCOs FOR PERIODIC ADJUSTMENT IN TARIFF FOR THE 2<sup>nd</sup> QUARTER OF FY 2021-22**

1. The Authority determined Tariff for XWDISCOs for the FY 2018-19 & FY 2019-20, individually under the Single Year Tariff Regime (SYT). For XWDISCOs under the Multi Year Tariff (MYT) regime, i.e. FESCO, LESCO and IESCO, the Authority as per the mechanism prescribed in their MYT determinations issued decision regarding adjustment in tariff component for the FY 2019-20. The said decisions were intimated to the Federal Government for notification in the official Gazette.
2. The Federal Government, against the aforementioned determinations/decisions, filed a motion dated January 21, 2021, under Section 7, 31(4) and 31(7) of the NEPRA Act 1997 read with Rule 17 of the NEPRA (Tariff Standards and Procedure) Rules, 1998 for recommendation of uniform consumer end tariff at national level, which was decided by the Authority on February 12, 2021. The uniform tariff so determined by the Authority was notified by the Federal Government vide SRO.182(I)/2021 to SRO.191(I)/2021 dated February 12, 2021, to be effective from February 12, 2021.
3. Based on the adjustment mechanism, as prescribed in the notified tariff, NEPRA has already determined quarterly adjustments of XWDISCOs till June 2021.
4. XWDISCOs, now in line with the prescribed quarterly adjustment mechanism, have filed their adjustment requests on account of variation in PPP, including impact of T&D losses etc., for the 2<sup>nd</sup> quarter of the FY 2021-22 i.e. from October to December 2021, as summarized below;

Rs.Mln

XWDISCOs	Capacity Purchase Price	Variable O&M	UOSC & MoF	Impact of T&D losses on monthly FCA	Over Recovery of EPP	Total
IESCO	1,963	(112)	2,408	840	(695)	4,404
LESCO	10,858	(233)	4,061	2,093	(5,180)	11,599
GEPCO	2,915	(93)	1,242	932	(1,307)	3,689
FESCO	4,430	4	2,523	1,323	(2,924)	5,356
MEPCO	3,380	(152)	2,985	2,515	(1,343)	7,385
PESCO	(2,128)	(169)	2,053	3,017	(1,038)	1,735
HESCO	830	(41)	993	998	(465)	2,315
QESCO	(1,314)	(74)	899	1,086	(74)	523
SEPCO	(1,693)	(28)	382	619	169	(551)
TESCO	3,967	(30)	689	(351)	292	4,567
Total	23,208	(928)	18,235	13,072	(12,565)	41,024



5. Although, the proposed quarterly adjustments are formula based and as per the already prescribed mechanism but the impact of any such adjustments has to be made part of the consumer end tariff, hence, the Authority, in order to provide an opportunity of hearing to all the concerned and meet the ends of natural justice, decided to conduct a hearing on the issue.
6. Hearing in matter was scheduled on April 28, 2022, for which advertisement was published in newspapers and separate notices were also sent to the stakeholders for inviting comments from the interested/ affected parties. Salient features and details of the proposed adjustments were uploaded on NEPRA's Website for information of all concerned. Hearing was held as per the

*Handwritten initials*




Schedule on 28.04.2022, which was attended by XWDISCOs, CPPA-G, and other stakeholders including General public and media.

7. In order to work out the instant quarterly adjustments of XWDISCOs, the Authority has obtained details of actual Power Purchase cost billed by CPPA-G to DISCOs for the relevant period. CPPA-G provided the information for the 2<sup>nd</sup> quarter of the FY 2021-22 i.e. October to December 2021, and also certified that;
  - a. **2002 Power Policy Plants**
    - i. Invoices of all Capacity Purchase have been processed in accordance with rates, Terms & Conditions as determined by NEPRA. Payments related to periodical adjustments are also made as per decision of NEPRA.
    - ii. The above statement is true, based on facts and from verifiable documentary evidences. In case of any deviation/variation observed if not rectified at later stage, CPPA-G will be responsible for the consequences arising out of any misstatement under NEPRA Act.
  - b. **1994 Power Policy Plants**
    - i. Invoices of all Capacity Purchase have been made strictly in accordance with the rates, terms & conditions as stipulated in the respective Power Purchase Agreement.
    - ii. All payments to IPPs are being made after observing all formalities provided in the respective Power Purchase Agreement.
    - iii. The above statement is true, based on facts and from verifiable documentary evidences. In case of any deviation/variation observed if not rectified at later stage, CPPA-G will be responsible for the consequences arising out of any misstatement under NEPRA Act and its Rules & Regulations.
8. Accordingly for the purpose of determination of quarterly adjustment for the 2<sup>nd</sup> quarter of FY 2021-22, the information submitted by CPPA-G along-with certification given by CPPA-G has been relied upon. The plant wise detail of capacity charges for the quarter July to September 2021, as provided by CPPA-G is attached as Annex-B with the instant decision. In case of any variation, error, omission or misstatement found out at a later stage, CPPA-G shall be responsible and the same would adjusted in the subsequent quarterly adjustments.
9. The Authority for working out the quarterly adjustments for the 2<sup>nd</sup> quarter of the FY 2021-22, has analyzed the claims submitted by XWDISCOs and the submission made by CPPA-G.
10. The Authority observed that vide its decision dated December 01, 2020, while approving the Motion filed by the Ministry of Energy (Power Division) with respect to recommendations of Support Package for Additional Consumption and Abolishment of Time of Use Tariff Scheme for Industrial Consumers of XWDISCOs, whereby a rate of Rs.12.96/kWh was allowed for B1, B2, B3 and B4 consumers w.e.f. 1st November 2021 to 31st October 2023, it was decided that;

*"...in future in order to streamline its approach with the proposal, the Authority has decided to modify its calculations methodology for subsequent periodic adjustments.*

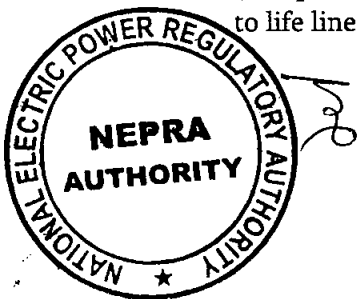
*No Quarterly adjustments would be passed on to B1, B2, B3 and B4 industrial consumers to the extent of incremental sales till continuation of the instant package, as the capacity charges would be actualized from the previous level of corresponding months sales"*



At M A



11. In view of the above submissions of CPPA-G and the decision of the Authority dated 01.12.2020, the Authority has decided to work out the quarterly adjustment based on net units, i.e. units purchased for incremental sales have not been included while working out the quarterly adjustments. Accordingly, the cost recovered on incremental units over and above the Fuel cost i.e. (Rs.12.96 less Reference Fuel Cost for each month) has been adjusted from the quarterly adjustments worked out based on net units. Similarly the Prior Year Adjustment (PYA) as well as sales mix for the period would be worked out based on net units i.e. excluding units purchased for incremental sales. Thus, no further adjustment would be allowed for units purchased for incremental sales.
12. Here it is also pertinent to mention that the Authority in the determinations of CPPA-G Market Operation fee observed that CPPA-G reflects the costs incurred on account of legal / litigation charges in the capacity costs billed to DISCOs. In view thereof, CPPA-G was directed to include the said cost in its market operation fees and got it approved from the Authority. CPPA-G, however, in the costs billed to DISCOs for the 2<sup>nd</sup> quarter of the FY 2021-22 has included legal charges of Rs.5.4 million as part of capacity charges. The Authority, being consistent with its earlier direction in the matter, has decided not to include the amount of legal charges in the instant quarterly adjustments. Accordingly, while working out the instant quarterly adjustments, the amount of legal / litigation charges of Rs.5.4 million has not been considered.
13. It is also noted that CPPA-G in its data has included an amount of Rs.1,946 million on account of capacity charges of KAPCO. The Authority noted that KAPCO's PPA was amended by CPPA-G, wherein it has been agreed that plant will be operated without payment of capacity charges from July 2021 onward and only energy charges would be paid. Upon inquiry from CPPA-G regarding inclusion of capacity charges of Rs. 1,946 million of KAPCO, it has been submitted that claimed cost is on account of trueing up of costs pertaining to previous periods as per the PPA. CPPA-G, although provided the details in this regard, however, the Authority has decided to provisionally withheld the claimed amount of KAPCO and would considers the same, in the subsequent quarterly adjustments, once it is verified
14. Based on the above discussion, information submitted by CPPA-G, adjustment requests filed by XWDISCOs and keeping in view the afore-mentioned adjustment, the amount of quarterly adjustment for the 2<sup>nd</sup> Quarter of FY 2021-22 has been worked out as positive Rs.39,001 million on account of variation in Capacity charges, Variable O&M, additional recovery on Incremental sales, Use of System Charges, Market Operator Fee and FCA impact on T&D losses.
15. Since the adjustment is being made in the already notified Uniform tariff, therefore, the Authority has determined the impact of 2<sup>nd</sup> quarterly adjustment on uniform basis along-with DISCO wise rate, which shall be reflected in the monthly bills of consumers of all XWDISCOs, and any excess /less adjustment would be settled between XWDISCOs at CPPA-G level.
16. The Authority has determined a positive uniform rate of Rs.1.5547/kWh, as mentioned hereunder for the allowed positive amount of quarterly adjustments of Rs.39,001 million pertaining to the 2<sup>nd</sup> quarter of the FY 2021-22, across each category of consumers of XWDISCOs (except lifeline consumers), based on notified projected sales, after excluding therefrom the sales to life line consumers, to be recovered in three (03) months period, w.e.f. 01.07.2022.



*[Handwritten initials]*





Decision of the Authority in the matter of requests filed by XWDISCOs regarding periodic adjustment in the Tariff

Description	Rs. Mn										Total
	IESCO	LESCO	GEPSCO	FESCO	MEPCO	PESCO	HESCO	QESCO	SEPCO	TESCO	
<b>Impact of T&amp;D losses</b>											
October 2021	375	964	453	630	1,264	1,231	455	428	310	109	6,219
November 2021	259	626	277	401	739	969	281	378	176	107	4,213
December 2021	209	482	202	292	511	816	177	282	117	76	3,165
	843	2,072	932	1,323	2,515	3,017	913	1,088	603	292	13,598
<b>V. O&amp;M</b>											
October 2021	23	104	35	76	51	43	17	8	9	8	375
November 2021	(19)	9	(6)	6	(19)	(25)	(6)	(20)	(7)	(2)	(87)
December 2021	(81)	(65)	(54)	(79)	(109)	(112)	(22)	(58)	(20)	(16)	(617)
	(77)	48	(25)	4	(76)	(95)	(10)	(70)	(18)	(10)	(329)
<b>Capacity</b>											
October 2021	3,061	6,703	2,338	5,535	4,255	2,079	2,081	1,506	379	1,956	29,893
November 2021	289	4,361	1,131	491	907	(1,755)	(119)	(1,250)	(1,213)	1,161	4,002
December 2021	(742)	(625)	(734)	(1,875)	(2,093)	(2,730)	(1,236)	(1,693)	(912)	787	(11,853)
	2,608	10,439	2,735	4,150	3,069	(2,406)	726	(1,437)	(1,746)	3,904	22,042
<b>UoS/MoF</b>											
October 2021	538	1,210	540	870	980	594	359	288	167	209	5,754
November 2021	310	957	371	481	650	317	198	165	26	159	3,635
December 2021	743	1,894	744	1,172	1,355	1,142	437	446	189	320	8,442
	1,591	4,061	1,655	2,523	2,985	2,053	994	899	382	688	17,831
<b>Total 1st Qtr. Adj. FY 2021-22</b>	<b>4,965</b>	<b>16,620</b>	<b>5,297</b>	<b>7,999</b>	<b>8,493</b>	<b>2,569</b>	<b>2,623</b>	<b>480</b>	<b>(778)</b>	<b>4,874</b>	<b>53,142</b>
<b>Additional Recovery on Incremental Sales</b>											
October 2021	222	1,462	426	1,112	501	401	169	28	74	97	4,493
November 2021	307	1,987	578	1,261	689	383	182	27	61	170	5,645
December 2021	202	2,012	371	546	228	327	145	23	45	103	4,003
	731	5,461	1,375	2,919	1,418	1,112	496	78	179	370	14,140
<b>Net 2nd Qtr. Adj. FY 2021-22</b>	<b>4,234</b>	<b>11,159</b>	<b>3,922</b>	<b>5,080</b>	<b>7,074</b>	<b>1,457</b>	<b>2,126</b>	<b>401</b>	<b>(957)</b>	<b>4,504</b>	<b>39,001</b>
<b>Projected Sales for 3 months -GWh</b>	<b>2,754</b>	<b>5,523</b>	<b>2,578</b>	<b>3,431</b>	<b>4,141</b>	<b>2,916</b>	<b>1,090</b>	<b>1,357</b>	<b>870</b>	<b>427</b>	<b>25,087</b>
<b>Per Unit Impact - Rs./kWh</b>	<b>1.5376</b>	<b>2.0204</b>	<b>1.5213</b>	<b>1.4809</b>	<b>1.7083</b>	<b>0.4995</b>	<b>1.9511</b>	<b>0.2958</b>	<b>(1.0999)</b>	<b>10.5396</b>	<b>1.5547</b>


- Here it is pertinent to mention that no Quarterly adjustments would be passed on to B1, B2, B3 and B4 industrial consumers to the extent of incremental sales till continuation of the instant package, in line with the Authority's decision dated 01.12.2020.
- The category wise component of the allowed quarterly adjustment of each XWDISCO along-with the uniform rate is attached as Annex-A with the instant decision.
- The instant decision along-with category wise uniform quarterly adjustments for the 2<sup>nd</sup> Quarter of FY 2021-22 of XWDISCOs attached herewith, is being intimated to the Federal Government, prior to its notification in the official Gazette as per Section 31 (7) of the NEPRA Act.


AUTHORITY

  
Rafique Ahmed Shaikh  
Member

  
Engr. Maqsood Anwar Khan  
Member

*Capacity Payment for underutilization of capacity shall be mentioned in the decision.*


  
Tauseef H. Farooqi  
Chairman




*16/06/22*

### Unifrom Rate for the 2nd Quarterly Adjustment of FY 2021-22

Description	GEPCO	HESCO	TESCO	SEPCO	QESCO	IESCO	LESCO	FESCO	MEPCO	PESCO	Uniform Qtrly Adjustment 2nd Qtr FY 2021-22	
	Variable Charges	Variable Charges	Variable Charges	Variable Charges	Variable Charges	Variable Charges	Variable Charges	Variable Charges	Variable Charges	Variable Charges	Variable Charges	
	Rs./kW/h	Rs./kW/h	Rs./kW/h	Rs./kW/h	Rs./kW/h	Rs./kW/h	Rs./kW/h	Rs./kW/h	Rs./kW/h	Rs./kW/h	Rs./kW/h	
<b>Residential</b>												
For peak load requirement less than 5 kW												
Protected	Up to 50 Units - Life Line											
	51-100 units - Life Line											
Un-Protected	0-100 Units	1.5213	1.9511	10.5396	(1.0999)	0.2958	1.5376	2.0204	1.4809	1.7083	0.4995	1.5547
	101-200 Units	1.5213	1.9511	10.5396	(1.0999)	0.2958	1.5376	2.0204	1.4809	1.7083	0.4995	1.5547
	01-100 Units	1.5213	1.9511	10.5396	(1.0999)	0.2958	1.5376	2.0204	1.4809	1.7083	0.4995	1.5547
	101-200 Units	1.5213	1.9511	10.5396	(1.0999)	0.2958	1.5376	2.0204	1.4809	1.7083	0.4995	1.5547
	201-300 Units	1.5213	1.9511	10.5396	(1.0999)	0.2958	1.5376	2.0204	1.4809	1.7083	0.4995	1.5547
	301-400 Units	1.5213	1.9511	10.5396	(1.0999)	0.2958	1.5376	2.0204	1.4809	1.7083	0.4995	1.5547
	401-500 Units	1.5213	1.9511	10.5396	(1.0999)	0.2958	1.5376	2.0204	1.4809	1.7083	0.4995	1.5547
	501-600 Units	1.5213	1.9511	10.5396	(1.0999)	0.2958	1.5376	2.0204	1.4809	1.7083	0.4995	1.5547
	601-700 Units	1.5213	1.9511	10.5396	(1.0999)	0.2958	1.5376	2.0204	1.4809	1.7083	0.4995	1.5547
	Above 700 Units	1.5213	1.9511	10.5396	(1.0999)	0.2958	1.5376	2.0204	1.4809	1.7083	0.4995	1.5547
For peak load requirement exceeding 5 kW												
	Time of Use (TOU) - Peak	1.5213	1.9511	10.5396	(1.0999)	0.2958	1.5376	2.0204	1.4809	1.7083	0.4995	1.5547
	Time of Use (TOU) - Off-Peak	1.5213	1.9511	10.5396	(1.0999)	0.2958	1.5376	2.0204	1.4809	1.7083	0.4995	1.5547
	Temporary Supply	1.5213	1.9511	10.5396	(1.0999)	0.2958	1.5376	2.0204	1.4809	1.7083	0.4995	1.5547
<b>Total Residential</b>												
<b>Commercial - A2</b>												
	For peak load requirement less than 5 kW	1.5213	1.9511	10.5396	(1.0999)	0.2958	1.5376	2.0204	1.4809	1.7083	0.4995	1.5547
	For peak load requirement exceeding 5 kW	-	-	-	-	-	-	-	-	-	-	-
	Regular	1.5213	1.9511	10.5396	(1.0999)	0.2958	1.5376	2.0204	1.4809	1.7083	0.4995	1.5547
	Time of Use (TOU) - Peak	1.5213	1.9511	10.5396	(1.0999)	0.2958	1.5376	2.0204	1.4809	1.7083	0.4995	1.5547
	Time of Use (TOU) - Off-Peak	1.5213	1.9511	10.5396	(1.0999)	0.2958	1.5376	2.0204	1.4809	1.7083	0.4995	1.5547
	Temporary Supply	1.5213	1.9511	10.5396	(1.0999)	0.2958	1.5376	2.0204	1.4809	1.7083	0.4995	1.5547
<b>Total Commercial</b>												
<b>General Services-A3</b>												
		1.5213	1.9511	10.5396	(1.0999)	0.2958	1.5376	2.0204	1.4809	1.7083	0.4995	1.5547
<b>Industrial</b>												
	B1	1.5213	1.9511	10.5396	(1.0999)	0.2958	1.5376	2.0204	1.4809	1.7083	0.4995	1.5547
	B1 Peak	1.5213	1.9511	10.5396	(1.0999)	0.2958	1.5376	2.0204	1.4809	1.7083	0.4995	1.5547
	B1 Off Peak	1.5213	1.9511	10.5396	(1.0999)	0.2958	1.5376	2.0204	1.4809	1.7083	0.4995	1.5547
	B2	1.5213	1.9511	10.5396	(1.0999)	0.2958	1.5376	2.0204	1.4809	1.7083	0.4995	1.5547
	B2 - TOU (Peak)	1.5213	1.9511	10.5396	(1.0999)	0.2958	1.5376	2.0204	1.4809	1.7083	0.4995	1.5547
	B2 - TOU (Off-peak)	1.5213	1.9511	10.5396	(1.0999)	0.2958	1.5376	2.0204	1.4809	1.7083	0.4995	1.5547
	B3 - TOU (Peak)	1.5213	1.9511	10.5396	(1.0999)	0.2958	1.5376	2.0204	1.4809	1.7083	0.4995	1.5547
	B3 - TOU (Off-peak)	1.5213	1.9511	10.5396	(1.0999)	0.2958	1.5376	2.0204	1.4809	1.7083	0.4995	1.5547
	B4 - TOU (Peak)	1.5213	1.9511	10.5396	(1.0999)	0.2958	1.5376	2.0204	1.4809	1.7083	0.4995	1.5547
	B4 - TOU (Off-peak)	1.5213	1.9511	10.5396	(1.0999)	0.2958	1.5376	2.0204	1.4809	1.7083	0.4995	1.5547
	Temporary Supply	1.5213	1.9511	10.5396	(1.0999)	0.2958	1.5376	2.0204	1.4809	1.7083	0.4995	1.5547
<b>Total Industrial</b>												
<b>Single Point Supply</b>												
	C1(a) Supply at 400 Volts-less than 5 kW	1.5213	1.9511	10.5396	(1.0999)	0.2958	1.5376	2.0204	1.4809	1.7083	0.4995	1.5547
	C1(b) Supply at 400 Volts-exceeding 5 kW	1.5213	1.9511	10.5396	(1.0999)	0.2958	1.5376	2.0204	1.4809	1.7083	0.4995	1.5547
	Time of Use (TOU) - Peak	1.5213	1.9511	10.5396	(1.0999)	0.2958	1.5376	2.0204	1.4809	1.7083	0.4995	1.5547
	Time of Use (TOU) - Off-Peak	1.5213	1.9511	10.5396	(1.0999)	0.2958	1.5376	2.0204	1.4809	1.7083	0.4995	1.5547
	C2 Supply at 11 kV	1.5213	1.9511	10.5396	(1.0999)	0.2958	1.5376	2.0204	1.4809	1.7083	0.4995	1.5547
	Time of Use (TOU) - Peak	1.5213	1.9511	10.5396	(1.0999)	0.2958	1.5376	2.0204	1.4809	1.7083	0.4995	1.5547
	Time of Use (TOU) - Off-Peak	1.5213	1.9511	10.5396	(1.0999)	0.2958	1.5376	2.0204	1.4809	1.7083	0.4995	1.5547
	C3 Supply above 11 kV	1.5213	1.9511	10.5396	(1.0999)	0.2958	1.5376	2.0204	1.4809	1.7083	0.4995	1.5547
	Time of Use (TOU) - Peak	1.5213	1.9511	10.5396	(1.0999)	0.2958	1.5376	2.0204	1.4809	1.7083	0.4995	1.5547
	Time of Use (TOU) - Off-Peak	1.5213	1.9511	10.5396	(1.0999)	0.2958	1.5376	2.0204	1.4809	1.7083	0.4995	1.5547
<b>Total Single Point Supply</b>												
<b>Agricultural Tube-wells - Tariff D</b>												
	Scarp	1.5213	1.9511	10.5396	(1.0999)	0.2958	1.5376	2.0204	1.4809	1.7083	0.4995	1.5547
	Time of Use (TOU) - Peak	1.5213	1.9511	10.5396	(1.0999)	0.2958	1.5376	2.0204	1.4809	1.7083	0.4995	1.5547
	Time of Use (TOU) - Off-Peak	1.5213	1.9511	10.5396	(1.0999)	0.2958	1.5376	2.0204	1.4809	1.7083	0.4995	1.5547
	Agricultural Tube-wells	1.5213	1.9511	10.5396	(1.0999)	0.2958	1.5376	2.0204	1.4809	1.7083	0.4995	1.5547
	Time of Use (TOU) - Peak	1.5213	1.9511	10.5396	(1.0999)	0.2958	1.5376	2.0204	1.4809	1.7083	0.4995	1.5547
	Time of Use (TOU) - Off-Peak	1.5213	1.9511	10.5396	(1.0999)	0.2958	1.5376	2.0204	1.4809	1.7083	0.4995	1.5547
<b>Total Agricultural</b>												
	Public Lighting	1.5213	1.9511	10.5396	(1.0999)	0.2958	1.5376	2.0204	1.4809	1.7083	0.4995	1.5547
	Resid. Colon.att. to ind	1.5213	1.9511	10.5396	(1.0999)	0.2958	1.5376	2.0204	1.4809	1.7083	0.4995	1.5547
	Railway Traction							2.0204				1.5547
	Special Contracts - AJK	1.5213					1.5376				0.4995	1.5547
	Time of Use (TOU) - Peak	1.5213					1.5376				0.4995	1.5547
	Time of Use (TOU) - Off-Peak	1.5213					1.5376				0.4995	1.5547
	Special Contracts - Rawat Lab.						1.5376					1.5547




Power Producer	October 2021 Rs.		November 2021 Rs.		December 2021 Rs.	
	Utilization Factor %	Capacity charges	Utilization Factor %	Capacity charges	Utilization Factor %	Capacity charges
<b>Hydroelectric</b>						
WAPDA Hydel	36%	9,885,783,813	40%	10,574,827,049	31%	9,661,038,554
Pakhtunkhwa Energy Development Organization (Malakand-III)	38%	99,271,385	18%	81,107,959	16%	52,871,065
Leraib	40%	366,270,574	77%	296,949,928	45%	243,929,182
Neelum Jhelum	27%	40,323,327,387	13%	935,916,223	9%	608,603,049
Star Hydro	27%	498,762,878	15%	498,761,032	15%	498,761,033
Mira Power	24%	643,705,391	5%	643,705,391	0%	643,705,391
<b>Hydro Total</b>		<b>51,817,121,509</b>		<b>13,031,267,580</b>		<b>11,708,708,254</b>
<b>Ex-WAPDA GENCOs</b>						
<b>GENCO-I</b>						
Jamshoro Block 1		-		455,912,463.93		(151,970,825)
Unit-2		-		(8,105,807.74)		2,701,936
Unit-3		-		(17,335,969.46)		5,778,857
		-		376,446,400.28		(125,483,137)
	3%	-	0%	806,920,087	0%	(268,973,369)
<b>Jamshoro (JPCL)</b>		-		806,920,087		(268,973,369)
<b>Jamshoro (JPCL) FO</b>		-		-		-
<b>Jamshoro (JPCL) RLNG</b>		-		-		-
<b>Jamshoro (JPCL) GAS</b>		-		-		-
<b>GENCO-II</b>						
Guddu 747 (CC)	33%	-	31%	2,789,306,799	48%	1,240,556,859
<b>Central (CPGCL)</b>		-		2,789,306,799		1,240,556,859
<b>GENCO-III</b>						
<b>Northern Block 1</b>						
Unit 1		(9,745,587)		(85,824,042)		(361,598)
Unit 2		(7,217,817)		(63,563,357)		(317,868)
Unit 3		325,185,821		2,863,733,199		10,513,656
Block-2 Unit 4		(2,782,615)		(24,504,969)		(79,828)
<b>Northern Block 3</b>		-		-		-
Block-3 Unit 5		(3,924,521)		(34,561,105)		(98,840)
Block-3 Unit 6		(3,924,521)		(34,561,105)		(98,840)
<b>Northern Block 4</b>		151,200,057		1,331,535,984		19,397,564
Nandipur		664,471,546		714,367,537		368,309,847
	44%	1,113,262,382	4%	4,886,622,143	0%	397,264,093
<b>Northern (NPGCL)</b>		297,590,759		2,620,718,622		9,556,682
<b>Northern (NPGCL) FO</b>		815,871,603		2,045,903,521		387,707,411
<b>Northern (NPGCL) RLNG</b>		1,113,262,362		8,282,849,029		1,368,847,583
<b>GENCOs Total</b>						
<b>IPPs</b>						
<b>Kot Addu Block 1</b>		(2,118,308)		437,538,427		557,620,721
		(7,628,007)		14,875,829		-
		-		-		129,480,731
<b>Kot Addu Block 2</b>		(8,825,026)		224,200,694		609,182,692
		(6,862,618)		-		-
<b>Kot Addu Block 3</b>		(15,007,729)		-		-
		-		13,698,263		-
<b>Kot Addu (KAPCO)</b>	53%	(40,441,688)	7%	690,313,212	12%	1,296,284,143
<b>Hub Power</b>						
Kohinoor Energy	24%	2,300,439,431	0%	1,932,039,031	1%	3,139,116,856
AES Lalpir	53%	129,865,897	12%	190,063,240	7%	129,914,040
Pak Gen Power Limited	37%	461,899,014	0%	208,397,618	0%	462,150,743
Habibullah	12%	3,014	0%	577,961,050	19%	461,376,442
Fauj Kabinwala	0%	164,447,984	0%	-	0%	-
Roush	8%	597,874,321	0%	164,447,984	0%	164,499,334
Saba Power	15%	175,122,708	0%	600,374,952	0%	408,935,776
Uch	44%	564,871,418	0%	176,680,491	9%	180,719,139
Liberty	55%	282,753,136	85%	481,975,961	82%	525,485,586
Chashma Nuclear	90%	1,036,725,314	73%	282,754,191	45%	360,508,336
Chashma Nuclear-II	96%	1,657,436,000	84%	932,853,972	88%	953,068,673
Chashma Nuclear-III	95%	2,702,975,471	90%	1,602,908,761	92%	1,856,295,135
Chashma Nuclear-IV	87%	2,454,310,809	57%	2,381,423,018	67%	2,459,706,957
Karachi Nuclear Power Plant-Unit-2	0%	7,426,517,804	59%	2,375,947,761	67%	2,455,198,584
Tevanir Iran	83%	228,045,392	84%	7,186,952,520	90%	7,426,517,804
Attock-Gen	56%	(3,872,938)	48%	237,935,464	49%	94,839,861
Atlas Power	58%	271,594,819	3%	332,711,855	23%	250,891,122
Nisat Power	65%	191,847,851	7%	264,951,952	20%	388,016,478
FoundaBen Power	66%	78,313,740	5%	260,761,333	21%	226,663,889
Orient (Ring)	91%	410,551,294	61%	103,702,669	82%	(70,689,705)
Orient (HSD)	61%	153,825,813	0%	428,053,799	25%	9,121,180
Nisat Chunian	74%	-	0.0%	-	0.0%	-
			10%	208,439,483	14%	200,726,378



Handwritten signature or initials.

Power Producer	October 2021 Rs.		November 2021 Rs.		December 2021 Rs.	
Saif Power (RLNG)	51%	253,433,289	9%	262,563,443	0%	280,449,577
Saif Power (HSD)						
Engro Energy (Gas)	45%	100,402,998	43%	99,618,996	55%	195,093,158
Engro Energy (HSD)						
Sapphire Power (RLNG)	59%	542,602,400	10%	303,050,409	18%	245,832,483
Sapphire Power (HSD)						
Halmore (RLNG)	65%	462,274,295	9%	511,303,510	0%	530,878,826
Halmore (HSD)					0%	
Hubco Narowal	62%	342,459,205	8%	474,268,745	21%	343,759,672
Liberty Power	71%	264,089,591	5%	256,541,843	12%	401,208,501
Uch-II	83%	1,451,658,146	73%	1,445,428,678	87%	763,137,574
JDW-II	26%	32,694,351	48%	53,186,625	67%	71,452,470
JDW-III	0%	7,343,927	38%	45,232,129	74%	79,018,452
RYK	0%	-	48%	61,740,680	50%	(1,831,633)
Chiniot Power	4%	-	37%	115,612,714	62%	171,549,621
Hamza Sugar Mills	0%	1,443,958	47%	35,974,654	81%	1,443,958
Almoiz Industries Limited	0%	-	2%	3,387,278	12%	16,524,734
Chansar Energy Limited	0%	-	0%	-	56%	50,258,067
China Hub Power (Pvt.) Ltd	39%	5,853,306,523	39%	4,629,041,730	42%	(605,781,764)
Engro PowerGen Thar TPS	52%	2,867,585,744	62%	2,767,632,296	74%	2,793,087,097
Layyah Sugar Mills	0%	-	7%	13,041,493	25%	-
QATPL	84%	1,996,600,265	48%	1,744,822,140	5%	495,966,188
QATPL (HSD)	0%	-	0%	-	0%	1,508,573,115
Huaneng Shandong Ruyi	51%	4,499,877,526	32%	4,470,728,100	56%	4,542,929,988
Balokh (RLNG)	86%	1,491,216,298	13%	1,487,869,309	39%	1,219,999,630
Balokh (HSD)	0%	-	0%	-	0%	301,439,408
Haveli Bahadur Shah	14%	1,543,937,213	61%	1,523,295,994	77%	1,543,047,132
Port Qasim	71%	5,068,463,127	31%	4,807,169,014	58%	4,716,060,062
<b>IPPs Total</b>		<b>48,024,495,261</b>		<b>46,733,159,896</b>		<b>42,843,442,887</b>
<b>Others</b>						
Zorku	13%	120,627,820	13%	125,625,010	12%	262,083,493
FFCEL	12%	(34,464,493)	15%	278,248,503	14%	101,242,571
Mixed-Captives	6%	49,342,324	6%	48,806,306	4%	31,536,046
TGF	15%	206,280,843	15%	261,986,721	15%	158,436,773
Foundation	8%	84,931,370	5%	65,521,440	7%	131,042,880
Sapphire Wind Power	13%	130,903,255	13%	163,540,587	17%	276,844,169
Yonus Energy Ltd.	16%	168,575,714	16%	170,259,431	21%	246,284,860
Metro Wind Power	17%	107,344,808	25%	81,445,883	26%	113,927,307
Gul Ahmad Wind Power	16%	157,882,437	17%	205,088,659	22%	226,784,950
Master Wind Power	15%	157,843,627	15%	187,682,021	19%	244,449,076
Tenaga Generasi	17%	174,288,760	11%	149,227,659	16%	190,570,098
Tapal Wind	20%	75,314,734	14%	78,620,357	17%	82,002,161
HOPPL Wind	17%	177,624,103	11%	142,514,453	15%	197,539,382
SEDL Wind	15%	181,900,346	20%	75,673,951	20%	205,601,855
UEPL Wind	15%	317,144,112	12%	323,384,305	15%	353,306,902
Harappa	19%	36,994,002	12%	29,492,606	11%	26,765,367
Aj Solar	18%	29,816,390	13%	20,403,181	14%	21,285,477
Jhampir Wind	18%	194,764,226	17%	182,092,926	25%	185,151,341
HAWA Wind	20%	234,336,478	23%	271,282,207	31%	249,154,503
AEP Wind	26%	118,777,932	22%	227,604,317	30%	162,168,089
TGT	17%	175,924,816	17%	160,931,270	22%	235,071,242
TGS	16%	168,962,011	15%	151,372,190	20%	217,527,107
Tricon Boston-A	25%	197,958,188	16%	196,296,979	20%	147,937,220
Tricon Boston-B	23%	178,529,205	17%	205,087,091	22%	180,816,392
Tricon Boston-C	23%	179,001,537	19%	221,789,918	25%	204,034,859
Quid-e-Azam Solar Park	19%	328,169,403	15%	260,086,083	13%	226,086,975
Appollo Solar Park	19%	397,330,107	15%	322,705,515	14%	231,502,016
ZEPHYR Wind	25%	191,957,234	19%	155,216,796	26%	221,535,945
Foundation Wind Energy-II (Pvt.) Limited	16%	85,296,050	15%	65,799,810	21%	129,162,590
Master Green	23%	64,196,646	21%	59,956,892	24%	66,457,351
TRICOM	22%	(59,999,454)	22%	131,502,435	26%	(342,594,559)
Best Green Energy	19%	403,271,530	15%	329,176,432	14%	295,210,448
Crest Energy	19%	375,964,697	15%	337,329,004	14%	303,333,773
<b>Others Total</b>		<b>5,376,790,758</b>		<b>5,685,760,936</b>		<b>5,582,260,658</b>
<b>Grand Total</b>		<b>106,331,669,889</b>		<b>73,713,037,441</b>		<b>61,503,259,361</b>



16 15 9



Power Producer	October 2021 Rs.	November 2021 Rs.	December 2021 Rs.
<b>Fuel Wise</b>			
Hydel	51,817,121,509	13,031,267,560	11,708,708,254
Coal	18,289,232,820	16,674,571,140	11,446,295,383
HSD	-	13,686,263	1,938,493,254
F.O.	4,573,818,816	8,872,194,270	7,081,828,886
Gas	2,942,450,436	5,367,235,278	3,178,591,142
RLNG	6,084,682,624	6,622,112,906	5,121,938,203
Nuclear	15,277,965,198	14,480,088,032	14,950,788,953
Mixed-Captives	49,342,324	48,608,308	31,538,048
Import from Iran	228,045,392	237,835,484	84,839,681
Wind Power	3,755,902,305	4,337,781,809	4,448,538,556
Bagasse	41,482,236	328,175,572	388,415,689
Solar	1,571,548,128	1,299,192,821	1,104,188,056
<b>Total</b>	<b>106,331,669,889</b>	<b>73,713,037,441</b>	<b>61,503,259,361</b>
LDs	(104,236)	-	(376)
Legal charges	144,708	11,585,415	(6,276,858)
<b>Grand Total</b>	<b>106,331,710,361</b>	<b>73,724,622,856</b>	<b>61,496,982,128</b>

Note: Amount of Rs.5.7 million pertaining to Tricon Boston-A for December 2021, not billed to DISCOs in the 2nd Quarter of FY 2021-22. The same will be charged to DISCOs in the 3rd quarter of FY 2021-22

Note: Utilization factors are calculated based on the energy & Dependable capacity data provided by CPPA-G

