



**National Electric Power Regulatory Authority**  
**Islamic Republic of Pakistan**

NEPRA Tower, Attaturk Avenue (East), G-5/1, Islamabad.  
Tel: +92-51-9206500, Fax: +92-51-2600026  
Web: www.nepa.org.pk, E-mail: registrar@nepa.org.pk

**Registrar**

No. NEPRA/R/ADG(Tariff)/TRF-100/4663-66

March 28, 2024

Subject: **DECISION OF THE AUTHORITY IN THE MATTER OF REQUESTS FILED BY XWDISCOS FOR PERIODIC ADJUSTMENT IN TARIFF FOR THE 2<sup>ND</sup> QUARTER OF FY 2023-24**

Dear Sir,

Enclosed please find herewith the subject Decision of the Authority along with Annex-A, B & C (total 12 Pages) in the matter of Requests filed by XWDISCOs for Periodic Adjustment in Tariff for the 2<sup>nd</sup> Quarter of FY 2023-24.

2. The decision is being sent to the Federal Government for intimation and action, if any, by the Federal Government under Proviso (ii) of Section 31(7) of NEPRA Act, before its notification by NEPRA pursuant to the said Proviso of Section 31(7) of NEPRA Act, 1997.

Enclosure: As above

(Engr. Mazhar Iqbal Ranjha)

Secretary,  
Ministry of Energy (Power Division),  
'A' Block, Pak Secretariat,  
Islamabad

CC:

1. Secretary, Cabinet Division, Cabinet Secretariat, Islamabad
2. Secretary, Ministry of Finance, 'Q' Block, Pak Secretariat, Islamabad
3. Chief Executive Officer, Central Power Purchasing Agency Guarantee Limited (CPPA-G), Shaheen Plaza, 73-West, Fazl-e-Haq Road, Islamabad



**DECISION OF THE AUTHORITY IN THE MATTER OF REQUESTS FILED BY XWDISCOs FOR PERIODIC ADJUSTMENT IN TARIFF FOR THE 2<sup>nd</sup> QUARTER of FY 2023-24**


1. The Authority determined Consumer-end Tariff for FY 2023-24, including Power Purchase Price (PPP) reference for XWDISCOs on July 14, 2023, and intimated the same to the Federal Government. The Federal Government, against the aforementioned determinations/decisions, filed a Motion, under Section 7 and 31 of the NEPRA Act 1997 read with Rule 17 of the NEPRA (Tariff Standards and Procedure) Rules, 1998 for recommendation of uniform consumer end tariff. The said Motion was decided by the Authority on July 25, 2023 and was subsequently notified by the Federal Government w.e.f. July 01, 2023.
2. XWDISCOs, in line with the NEPRA Act and prescribed quarterly adjustment mechanism as per their tariff determinations, filed adjustment requests on account of variation in PPP, including impact of T&D losses etc., for the 2<sup>nd</sup> quarter of the FY 2023-24 i.e. from October to December 2023, including addendums, as summarized below;

DISCOs Request	UNIT	FESCO	CEPCO	HESCO	SEPCO	IESCO	LESCO	MEPCO	PESCO	TESCO	QESCO	Total
FCA Impact of T&D Losses	Rs. Mln	999	731	752	435	658	1,830	1,604	2,322	125	789	10,246
V. O&M	Rs. Mln	(780)	(567)	(287)	(139)	(604)	(1,223)	(983)	(731)	(107)	(334)	(5,755)
Capacity Charges	Rs. Mln	10,063	2,746	3,373	3,674	6,914	14,095	13,461	9,285	3,381	9,670	76,664
UOSC/MoF	Rs. Mln	923	230	289	232	488	1,220	1,167	774	313	846	6,483
Recovery of PPP on Incremental Units	Rs. Mln	(523)	(219)	(68)	(24)	(82)	(968)	(278)	(112)	(42)	(16)	(2,332)
Total Under / (Over) Recovery	Rs. Mln	10,682	2,922	4,060	4,179	7,375	14,955	14,973	11,538	3,671	10,955	85,309

3. Although, the proposed quarterly adjustments are formula based and as per the already prescribed mechanism but since the impact of any such adjustments has to be made part of the consumer end tariff, hence, the Authority, in order to provide an opportunity of hearing to all the concerned and to meet the ends of natural justice, decided to conduct a hearing on the issue.
4. Hearing on the matter was scheduled for February 14, 2024, for which an advertisement was published in newspapers on January 30, 2024. Separate notices were also sent to the stakeholders for inviting comments from the interested/ affected parties. Salient features of the proposed adjustments along-with adjustment requests/addendums of all DISCOs were uploaded on NEPRA's website for information of all concerned.
5. The Hearing was held as per the Schedule on February 14, 2024, which was attended by the Ministry of Energy, Power Division (MoE, PD), XWDISCOs, CPPA-G, K-Electric and other stakeholders including General public and media.
6. Representative of CPPA, at the start of hearing apprised the Authority that the requested amount by XWDISCOs are under claimed, owing to non-inclusion of cost of net metering units etc., and therefore are required to be revised. CPPA-G further explained that the major reason for the instant quarterly adjustment is the reduction in drawl by DISCO which remained around 13% lower as compared to the reference values. It also submitted that incremental consumption package for industrial consumers expired in October 2023, which impacted sales during the instant quarter.
7. The Authority observed that sales in DISCOs, where industrial sales mix is minimal, has also reduced. The Authority noted that load shedding was being carried out across the country, which

Mallikarjuna

1/12






- contributed towards high quarterly adjustment. The Authority directed CPPA-G to provide a proper analysis of impact of lifting load shedding, on consumer-end tariff.
8. Upon inquiry from the Authority, SEPCO representative clarified that while the sales had indeed increased to the corresponding period of the previous year,, they nonetheless fell short of the reference sales assumed in the tariff. The Authority observed that DISCOs generally failed to adequately explain the reasons for reduction in sales, and expressed serious concern of non-preparation of DISCOs to justify their requests and non-inclusion of certain costs, as highlighted by CPPA-G in their adjustment requests. The Authority further noted that around 0.17 million connections are pending for installation with DISCOs, having approx. load up-to 1,100 MW, which if installed, would have compensated for reduced sales.
  9. On the point of applicability period for the proposed quarterly adjustments, no response was received as no representative form the Ministry of Energy was present during the hearing.
  10. Mr. Tanveer Bari, representing Karachi Chamber of Commerce & Industry (KCCI), submitted that the claimed quarterly adjustments includes variation on account of capacity charges of around 75 billion. The GoP was approached several times to announce winter package to boost-up the capacity utilization, in order to minimize impact of quarterly adjustments, however, no action has been taken by the GoP. The GoP was also urged to provide electricity to industrial consumers at 9 cents, as the substantial cost of electricity and applicable surcharges, demand of industries has decreased significantly. Mr. Bari requested the Authority to promptly announce the wheeling charges, on priority basis, so that industries can explore the option of alternative suppliers through the free market.
  11. Mr. Arif Bilwani, opined that existing mechanism of allocation of capacity charges to DISCOs may be reviewed and other alternate options for allocation of costs may be looked into. Mr. Bilwani also stated that as per the existing mechanism there is no incentive for DISCOs to increase their sales due to uniform tariff. NEPRA may take steps to make tariff predictable, as with the existing mechanism, it seems these adjustments would never end.
  12. The Authority noted that generally costs are allocated to DISCOs either on the basis of coincidental MDIs or non-coincidental MDIs. Currently, in Pakistan, the capacity charges are being allocated to DISCOs based on their non-coincidental MDIs. However, if allocation of costs is carried out on coincidental MDIs, each DISCO share of capacity charges will change, but this may not have any impact on consumers, as a uniform tariff regime is applicable across the Country.
  13. Various media representatives highlighted inefficiencies in DISCOs system in terms of pending connections, high T&D losses etc.
  14. The Authority, in order to work out the instant quarterly adjustments of XWDISCOs, obtained details of actual Power Purchase cost billed by CPPA-G to DISCOs for the 2<sup>nd</sup> quarter of the FY 2023-24 i.e. October to December 2023. CPPA-G provided the information, and also certified that:
    - a. 2002 Power Policy Plants





- i. Invoices of all Capacity Purchase have been processed in accordance with rates, Terms & Conditions as determined by NEPRA. Payments related to periodical adjustments are also made as per decision of NEPRA.
  - ii. The above statement is true, based on facts and from verifiable documentary evidences. In case of any deviation/variation observed if not rectified at later stage, CPPA-G will be responsible for the consequences arising out of any misstatement under NEPRA Act and its Rules & Regulations.
  - b. **1994 Power Policy Plants**
    - i. Invoices of all Capacity Purchase have been made strictly in accordance with the rates, terms & conditions as stipulated in the respective Power Purchase Agreement.
    - ii. All payments to IPPs are being made after observing all formalities provided in the respective Power Purchase Agreement.
    - iii. The above statement is true, based on facts and from verifiable documentary evidences. In case of any deviation/variation observed if not rectified at later stage, CPPA-G will be responsible for the consequences arising out of any misstatement under NEPRA Act and its Rules & Regulations.
15. Thus, for the purpose of determination of 2<sup>nd</sup> quarterly adjustment for the FY 2023-24, the information submitted by CPPA-G along-with certification of CPPA-G has been relied upon. The plant wise detail of capacity charges and utilization factors for the quarter October to December 2023, as submitted by CPPA-G are attached as Annex-C with the instant decision. In case of any variation, error, omission or misstatement found out at a later stage, CPPA-G shall be responsible and the same would adjusted in the subsequent quarterly adjustments.
16. The Authority observed that vide its decision dated December 01, 2020, while approving the Motion filed by the Ministry of Energy (Power Division) with respect to recommendations of support package for additional consumption and abolishment of Time of Use tariff scheme for Industrial Consumers of XWDISCOs, whereby a rate of Rs.12.96/kWh was allowed for B1, B2, B3 and B4 consumers w.e.f. 1<sup>st</sup> November 2021 to 31<sup>st</sup> October 2023, it was decided that;
- “...in future in order to streamline its approach with the proposal, the Authority has decided to modify its calculations methodology for subsequent periodic adjustments.*
- No Quarterly adjustments would be passed on to B1, B2, B3 and B4 industrial consumers to the extent of incremental sales till continuation of the instant package, as the capacity charges would be actualized from the previous level of corresponding months sales”*
17. In view of the aforementioned decision, submissions of CPPA-G and earlier decisions of the Authority, the Authority has decided to work out the quarterly adjustment based on net units i.e. units purchased for Industrial incremental sales have not been included while working out the quarterly adjustments. The units netted off on account of incremental sales have been provided by CPPA-G. Accordingly, the cost recovered on such incremental units, over and above



mtu 9



the Fuel cost i.e. (Rs.12.96 less Reference Fuel Cost for each month) has been adjusted from the quarterly adjustments, worked out based on net units. Resultantly, the Prior Year Adjustment (PYA) as well as sales mix for the period would be worked out based on net units i.e. excluding units purchased for Industrial incremental sales. Hence, no further adjustment would be allowed for such units purchased.

18. CPPA-G vide its letter dated 02.02.2024, has also requested to allow Rs.923.94 million on account of legal charges, which were previously disallowed by the Authority and Rs.53.103 million for the instant Quarter, as detailed below;

Period	Disallowed Amount (In million)	Status
FY 2019-20 2 <sup>nd</sup> Quarter to FY 2020-21 4 <sup>th</sup> Quarter	455.11	Disallowed
FY 2021-22 1 <sup>st</sup> Quarter	52.32	Disallowed
FY 2021-22 (2 <sup>nd</sup> Quarter)	5.56	Disallowed
FY 2021-22 (3 <sup>rd</sup> Quarter)	33.10	Disallowed
FY 2021-22 (4 <sup>th</sup> Quarter)	(0.05)	Disallowed
FY 2022-23 (1 <sup>st</sup> Quarter)	4.21	Disallowed
FY 2022-23 (2 <sup>nd</sup> Quarter)	14.93	Disallowed
FY 2022-23 (3 <sup>rd</sup> Quarter)	139.37	Disallowed
FY 2022-23 (4 <sup>th</sup> Quarter)	38.61	Disallowed
FY 2023-24 (1 <sup>st</sup> Quarter)	127.67	Disallowed
FY 2023-24 (2 <sup>nd</sup> Quarter)	53.103	Requested
<b>Total</b>	<b>923.94</b>	



19. CPPA-G submitted that it is engaged in Local & International legal proceedings in its capacity as agent of DISCOs, the litigation charges incurred by CPPA-G on behalf of DISCOs are passed on to DISCOs in accordance with the Article III of Power Procurement Agency Agreement (PPAA) between CPPA-G and DISCOs dated June 03, 2015.
20. Here it is pertinent to mention that the Authority in the determinations of CPPA-G Market Operation fee observed that CPPA-G reflects the costs incurred on account of legal / litigation charges in the capacity costs billed to DISCOs. The Authority had directed CPPA-G to include such costs in its market operation fees and get it approved from the Authority.
21. The Authority, in consistency with its earlier decision in the matter, has decided not to allow the amount of legal charges requested for the 2<sup>nd</sup> Quarter amounting to Rs.53.103 million and also not to allow the previously disallowed amounts of Rs.870.8 million, while working out the instant quarterly adjustment.
22. In light of above discussion, information submitted by CPPA-G and adjustment requests filed by XWDISCOs, the Authority has decided to restrict the amount of quarterly adjustment for the 2<sup>nd</sup> Quarter of FY 2023-24, as requested by XWDISCOs on account of variation in Capacity charges, Variable O&M, Use of System Charges and Market Operator Fee. However, regarding FCA impact on T&D losses, the same has been worked out as per the Authority's approved monthly FCAs decisions for the relevant months, as at the time of filing of quarterly adjustment request by DISCOs, approved FCA for the month of December 2023 was not available. Similarly, for




working out the impact of recovery of fixed cost on incremental sales, the data of incremental units as provided by CPPA-G has been considered, as few of the DISCOs did not provide the required information in their adjustment requests.

23. Based on the discussion made in the above paragraphs and after considering the aforementioned adjustments, the Authority has determined a positive adjustment of Rs.85,275 million on account of variation in Capacity charges, Variable O&M, additional recovery on Incremental sales, Use of System Charges, Market Operator Fee and FCA impact on T&D losses for the 2<sup>nd</sup> quarter of FY 2023-24.
24. It is pertinent to mention here that as per earlier practice, and the fact that the adjustment is being made in the already notified uniform tariff, the Authority not only determines DISCO wise rate of quarterly adjustment, but also determines a uniform rate for the quarterly adjustments to be charged from the consumers.
25. It is also pertinent to mention here that currently two quarterly adjustments are being charged from the consumers in their monthly bills. Quarterly adjustment for the 4<sup>th</sup> quarter of FY 2022-23, having a uniform applicable rate of Rs.3.2814/kWh, will end in March 2024 and 1<sup>st</sup> Quarterly adjustment for the FY 2023-24, having a uniform applicable rate of Rs.1.1502/kWh, will also expire by end of March 2024. Both of these applicable quarterly adjustments have a combined impact of Rs.4.43/kWh, and would end in March 2024.
26. In view thereof and considering the interest of consumers, the Authority has decided to apply the instant quarterly adjustment for the 2<sup>nd</sup> quarter of FY 2023-24, from April 2024 onward i.e. after the expiry of the existing applicable quarterly adjustments.
27. Accordingly, the Authority has decided to allow the instant positive quarterly adjustments of Rs.85,275 million pertaining to the 2<sup>nd</sup> quarter of the FY 2023-24, in a period of 03 months i.e. April 2024 to June 2024, with a uniform rate of Rs.2.7492/kWh, to be applicable to all consumer categories, except lifeline consumers, as mentioned in the SoT attached herewith as Annex-A.

Description	UNIT	FESCO	GEPSCO	BESCO	SEPCO	IESCO	LESCO	MEPCO	PESCO	TENCO	QESCO	Total
FCA Impact of T&D Losses	Rs. Mln	1,188	863	804	433	776	2,182	1,874	2,673	153	939	11,887
V. O&M	Rs. Mln	(780)	(567)	(287)	(157)	(604)	(1,223)	(983)	(731)	(107)	(334)	(5,773)
Capacity Charges	Rs. Mln	10,063	2,746	2,922	2,784	6,734	14,095	13,461	9,280	3,381	9,670	75,137
UOSC/MoF	Rs. Mln	914	230	289	232	488	1,192	1,167	774	313	846	6,445
Recovery of PPP on Incremental Units	Rs. Mln	(520)	(219)	(96)	(28)	(82)	(968)	(277)	(112)	(47)	(19)	(2,368)
<b>Total Under / (Over) Recovery</b>	<b>Rs. Mln</b>	<b>10,865</b>	<b>3,053</b>	<b>3,632</b>	<b>3,265</b>	<b>7,312</b>	<b>15,280</b>	<b>15,242</b>	<b>11,884</b>	<b>3,694</b>	<b>11,101</b>	<b>85,328</b>
Less- Legal Charges	Rs. Mln	7.35	5.10	2.78	1.61	4.74	10.75	9.13	6.52	1.46	3.66	53.10
<b>Total Under / (Over) Recovery net of Legal charges</b>	<b>Rs. Mln</b>	<b>10,857</b>	<b>3,048</b>	<b>3,630</b>	<b>3,263</b>	<b>7,308</b>	<b>15,269</b>	<b>15,233</b>	<b>11,877</b>	<b>3,692</b>	<b>11,098</b>	<b>85,275</b>
Projected Sales for 3 months (excluding Life Line sales)	GWh	4,546	3,411	1,481	945	3,160	6,685	5,629	3,088	571	1,503	31,018
<b>Per Unit Impact</b>	<b>Rs./kWh</b>	<b>2.3886</b>	<b>0.8937</b>	<b>2.4504</b>	<b>3.4539</b>	<b>2.3128</b>	<b>2.2841</b>	<b>2.7063</b>	<b>3.8461</b>	<b>6.4611</b>	<b>7.3828</b>	<b>2.7492</b>

28. Here it is pertinent to mention that Federal Government issued Policy Guidelines to NEPRA, vide letter dated 22.08.2023, ratified by the Federal Cabinet, for uniform application of quarterly adjustments on XWDISCOs and K-Electric consumers. The policy guidelines state that NEPRA shall determine the same tariff rationalization for K-Electric consumers as determined for



Mak...  
Page 5 of 7

S/12



XWDISCOs consumers, with same application period. The Policy Guidelines are reproduced hereunder:

- i. *In order to maintain uniform tariff across country, NEPRA shall determine application of quarterly tariff determinations (QTAs) of XWDISCOs on KE consumers by way of tariff rationalization. NEPRA shall determine the same tariff rationalization for K-Electric consumers as determined for XWDISCOs consumers, with same application period, keeping in view financial sustainability of the sector and uniform tariff policy of the Federal Government.*
- ii. *Subsidy or surcharge against the determined tariff for K-Electric consumers shall be assessed on an annual basis instead of monthly or quarterly basis.*
- iii. *Federal Government's motion with respect to recommendation of consumer end tariff for K-Electric Limited dated March 17, 2023 pursuant to the 1<sup>st</sup> Quarterly adjustment of FY 2022-23 determination for XWDISCOs, shall be considered accordingly.*


29. It is also important to mention here that in light of aforementioned policy guidelines, the Authority earlier allowed application of the 4<sup>th</sup> quarterly adjustment of FY 2022-23 and onward, determined for XWDISCOs, on the consumers of K-Electric, with the same applicability period, as of XWDISCOs.

30. In view of the foregoing discussion, relevant provisions of NEPRA Act, NE Policy and the Policy Guidelines issued by the Federal Government, the Authority has decided to allow the application of instant quarterly adjustments on the consumers of K-Electric as well, with the same applicability period. Accordingly, the instant quarterly adjustment of Rs.2.7492/kWh shall also be charged from the consumers of K-Electric, to be recovered in a period of 03 months i.e. April to June 2024, as per the category wise rates mentioned in the SoT attached herewith as Annex-B.

1<sup>st</sup> Quarterly adjustment of FY 2023-24- DISCO wise revised table

31. The Authority determined 1<sup>st</sup> quarterly adjustment of XWDISCOs for the FY 2023-24 vide decision dated 20.12.2023, whereby a uniform rate of Rs.1.1502/kWh was allowed to be charged from all consumers except life line consumers and same was also applicable on consumers of K-Electric. The Authority noted that DISCO wise amount of quarterly adjustment along-with applicable uniform rate has been worked out correctly, however, while working out DISCO wise individual rates, the units of respective DISCO was not linked properly. This has resulted in difference in Inter DISCOs settlement at CPPA-G level only and would not have any impact on the consumers.

32. In order to address the issue of inter DISCO settlement, CPPA-G shall consider the following revised DISCO wise table for the 1<sup>st</sup> Quarter of the FY 2023-24 and accordingly, the rates in the Schedule of Tariff attached with the 1<sup>st</sup> Quarterly adjustment decision of FY 2023-24 dated 20.12.2023, be read as per the table given below;





Decision of the Authority in the matter of requests filed by XWDISCOs regarding periodic adjustment in the Tariff

Description	UNIT	FESCO	GEPCO	HESCO	SEPCO	IESCO	LESCO	MEPCO	PESCO	TESCO	QESCO	Total
Quarterly Adjustment	Rs. Mln	4,716	304	853	176	5,461	10,484	(538)	2,197	1,324	(2,679)	22,297
Projected Units	GWh	2,504	1,995	757	499	2,244	4,130	2,852	2,628	548	1,228	19,385
Revised Per Unit Impact	Rs./kWh	1.8829	0.1525	1.1266	0.3534	2.4334	2.5387	(0.1887)	0.8359	2.4149	(2.1818)	1.1502
Previous Per unit Impact	Rs./kWh	2.1012	0.0736	0.4276	0.0704	1.9148	3.9895	(0.7107)	1.7887	2.6548	(4.8878)	1.1502

33. While effecting the Quarterly Adjustments, the concerned DISCOs shall keep in view and strictly comply with the orders of the courts notwithstanding this order.
34. The instant decision along-with attached Annexures, is intimated to the Federal Government, prior to its notification in the official Gazette as per Section 31 (7) of the NEPRA Act.

AUTHORITY

Mathar Niaz Rana (nsc)  
Member

Rafique Ahmed Shaikh  
Member

Engr. Maqsood Anwar Khan  
Member

Ms. Amina Ahmed  
Member

Waseem Mukhtar  
Chairman



28/03/24



DISCO wise and National Average Uniform 2nd Quarterly Adjustment of FY 2023-24

Description	IESCO	FESCO	LESCO	MEPCO	GEPCO	PESCO	HESCO	SEPCO	QESCO	TESCO	Uniform National Average Determined 2nd Quarterly Adjustment for the FY 2023-24	
	Variable Charges Rs./kWh	Variable Charges Rs./kWh	Variable Charges Rs./kWh	Variable Charges Rs./kWh	Variable Charges Rs./kWh	Variable Charges Rs./kWh	Variable Charges Rs./kWh	Variable Charges Rs./kWh	Variable Charges Rs./kWh	Variable Charges Rs./kWh	Variable Charges Rs./kWh	
<b>Residential</b>												
For peak load requirement less than 5 kW												
Protected	Up to 50 Units - Life Line											
	51-100 units - Life Line											
Un-Protected	01-100 Units	2.3128	2.3886	2.2841	2.7063	0.8937	3.8461	2.4504	3.4539	7.3828	6.4611	2.7492
	101-200 Units	2.3128	2.3886	2.2841	2.7063	0.8937	3.8461	2.4504	3.4539	7.3828	6.4611	2.7492
	201-300 Units	2.3128	2.3886	2.2841	2.7063	0.8937	3.8461	2.4504	3.4539	7.3828	6.4611	2.7492
	301-400 Units	2.3128	2.3886	2.2841	2.7063	0.8937	3.8461	2.4504	3.4539	7.3828	6.4611	2.7492
	401-500 Units	2.3128	2.3886	2.2841	2.7063	0.8937	3.8461	2.4504	3.4539	7.3828	6.4611	2.7492
	501-600 Units	2.3128	2.3886	2.2841	2.7063	0.8937	3.8461	2.4504	3.4539	7.3828	6.4611	2.7492
	601-700 Units	2.3128	2.3886	2.2841	2.7063	0.8937	3.8461	2.4504	3.4539	7.3828	6.4611	2.7492
	Above 700 Units	2.3128	2.3886	2.2841	2.7063	0.8937	3.8461	2.4504	3.4539	7.3828	6.4611	2.7492
	For peak load requirement exceeding 5 kW											
	Time of Use (TOU) - Peak	2.3128	2.3886	2.2841	2.7063	0.8937	3.8461	2.4504	3.4539	7.3828	6.4611	2.7492
Time of Use (TOU) - Off-Peak	2.3128	2.3886	2.2841	2.7063	0.8937	3.8461	2.4504	3.4539	7.3828	6.4611	2.7492	
Temporary Supply	2.3128	2.3886	2.2841	2.7063	0.8937	3.8461	2.4504	3.4539	7.3828	6.4611	2.7492	
<b>Total Residential</b>												
<b>Commercial - A2</b>												
For peak load requirement less than 5 kW												
For peak load requirement exceeding 5 kW												
	Regular	2.3128	2.3886	2.2841	2.7063	0.8937	3.8461	2.4504	3.4539	7.3828	6.4611	2.7492
	Time of Use (TOU) - Peak	2.3128	2.3886	2.2841	2.7063	0.8937	3.8461	2.4504	3.4539	7.3828	6.4611	2.7492
	Time of Use (TOU) - Off-Peak	2.3128	2.3886	2.2841	2.7063	0.8937	3.8461	2.4504	3.4539	7.3828	6.4611	2.7492
	Temporary Supply	2.3128	2.3886	2.2841	2.7063	0.8937	3.8461	2.4504	3.4539	7.3828	6.4611	2.7492
	Electric Vehicle Charging Station	2.3128	2.3886	2.2841	2.7063	0.8937	3.8461	2.4504	3.4539	7.3828	6.4611	2.7492
<b>Total Commercial</b>												
<b>General Services-A3</b>												
		2.3128	2.3886	2.2841	2.7063	0.8937	3.8461	2.4504	3.4539	7.3828	6.4611	2.7492
<b>Industrial</b>												
	B1	2.3128	2.3886	2.2841	2.7063	0.8937	3.8461	2.4504	3.4539	7.3828	6.4611	2.7492
	B1 Peak	2.3128	2.3886	2.2841	2.7063	0.8937	3.8461	2.4504	3.4539	7.3828	6.4611	2.7492
	B1 Off Peak	2.3128	2.3886	2.2841	2.7063	0.8937	3.8461	2.4504	3.4539	7.3828	6.4611	2.7492
	B2	2.3128	2.3886	2.2841	2.7063	0.8937	3.8461	2.4504	3.4539	7.3828	6.4611	2.7492
	B2 - TOU (Peak)	2.3128	2.3886	2.2841	2.7063	0.8937	3.8461	2.4504	3.4539	7.3828	6.4611	2.7492
	B2 - TOU (Off-peak)	2.3128	2.3886	2.2841	2.7063	0.8937	3.8461	2.4504	3.4539	7.3828	6.4611	2.7492
	B3 - TOU (Peak)	2.3128	2.3886	2.2841	2.7063	0.8937	3.8461	2.4504	3.4539	7.3828	6.4611	2.7492
	B3 - TOU (Off-peak)	2.3128	2.3886	2.2841	2.7063	0.8937	3.8461	2.4504	3.4539	7.3828	6.4611	2.7492
	B4 - TOU (Peak)	2.3128	2.3886	2.2841	2.7063	0.8937	3.8461	2.4504	3.4539	7.3828	6.4611	2.7492
	B4 - TOU (Off-peak)	2.3128	2.3886	2.2841	2.7063	0.8937	3.8461	2.4504	3.4539	7.3828	6.4611	2.7492
	Temporary Supply	2.3128	2.3886	2.2841	2.7063	0.8937	3.8461	2.4504	3.4539	7.3828	6.4611	2.7492
<b>Total Industrial</b>												
<b>Single Point Supply</b>												
	C1(a) Supply at 400 Volts-less than 5 kW	2.3128	2.3886	2.2841	2.7063	0.8937	3.8461	2.4504	3.4539	7.3828	6.4611	2.7492
	C1(b) Supply at 400 Volts-exceeding 5 kW	2.3128	2.3886	2.2841	2.7063	0.8937	3.8461	2.4504	3.4539	7.3828	6.4611	2.7492
	Time of Use (TOU) - Peak	2.3128	2.3886	2.2841	2.7063	0.8937	3.8461	2.4504	3.4539	7.3828	6.4611	2.7492
	Time of Use (TOU) - Off-Peak	2.3128	2.3886	2.2841	2.7063	0.8937	3.8461	2.4504	3.4539	7.3828	6.4611	2.7492
	C2 Supply at 11 kV	2.3128	2.3886	2.2841	2.7063	0.8937	3.8461	2.4504	3.4539	7.3828	6.4611	2.7492
	Time of Use (TOU) - Peak	2.3128	2.3886	2.2841	2.7063	0.8937	3.8461	2.4504	3.4539	7.3828	6.4611	2.7492
	Time of Use (TOU) - Off-Peak	2.3128	2.3886	2.2841	2.7063	0.8937	3.8461	2.4504	3.4539	7.3828	6.4611	2.7492
	C3 Supply above 11 kV	2.3128	2.3886	2.2841	2.7063	0.8937	3.8461	2.4504	3.4539	7.3828	6.4611	2.7492
	Time of Use (TOU) - Peak	2.3128	2.3886	2.2841	2.7063	0.8937	3.8461	2.4504	3.4539	7.3828	6.4611	2.7492
	Time of Use (TOU) - Off-Peak	2.3128	2.3886	2.2841	2.7063	0.8937	3.8461	2.4504	3.4539	7.3828	6.4611	2.7492
<b>Total Single Point Supply</b>												
<b>Agricultural Tube-wells - Tariff D</b>												
	Scarp	2.3128	2.3886	2.2841	2.7063	0.8937	3.8461	2.4504	3.4539	7.3828	6.4611	2.7492
	Time of Use (TOU) - Peak	2.3128	2.3886	2.2841	2.7063	0.8937	3.8461	2.4504	3.4539	7.3828	6.4611	2.7492
	Time of Use (TOU) - Off-Peak	2.3128	2.3886	2.2841	2.7063	0.8937	3.8461	2.4504	3.4539	7.3828	6.4611	2.7492
	Agricultural Tube-wells	2.3128	2.3886	2.2841	2.7063	0.8937	3.8461	2.4504	3.4539	7.3828	6.4611	2.7492
	Time of Use (TOU) - Peak	2.3128	2.3886	2.2841	2.7063	0.8937	3.8461	2.4504	3.4539	7.3828	6.4611	2.7492
	Time of Use (TOU) - Off-Peak	2.3128	2.3886	2.2841	2.7063	0.8937	3.8461	2.4504	3.4539	7.3828	6.4611	2.7492
<b>Total Agricultural</b>												
<b>Public Lighting - Tariff G</b>												
		2.3128	2.3886	2.2841	2.7063	0.8937	3.8461	2.4504	3.4539	7.3828	6.4611	2.7492
<b>Residential Colonies</b>												
		2.3128	2.3886	2.2841	2.7063	0.8937	3.8461	2.4504	3.4539	7.3828	6.4611	2.7492
<b>Railway Traction</b>												
		2.3128	2.3886	2.2841	2.7063	0.8937	3.8461	2.4504	3.4539	7.3828	6.4611	2.7492
	Tariff K - AJK	2.3128	2.3886	2.2841	2.7063	0.8937	3.8461	2.4504	3.4539	7.3828	6.4611	2.7492
	Time of Use (TOU) - Peak	2.3128	2.3886	2.2841	2.7063	0.8937	3.8461	2.4504	3.4539	7.3828	6.4611	2.7492
	Time of Use (TOU) - Off-Peak	2.3128	2.3886	2.2841	2.7063	0.8937	3.8461	2.4504	3.4539	7.3828	6.4611	2.7492
	Tariff K -Rawat Lab	2.3128	2.3886	2.2841	2.7063	0.8937	3.8461	2.4504	3.4539	7.3828	6.4611	2.7492



*Matta*

**SCHEDULE OF ELECTRICITY TARIFF  
FOR K-ELECTRIC LIMITED**

**Annex- B**

Sr. No.	TARIFF CATEGORY / PARTICULARS	TOTAL VARIABLE CHARGES Rs/kWh		
		Peak	Off-Peak	
Protected	a) For Sanctioned load less than 5 kW			
	i Up to 50 Units - Life Line		-	
	ii 51 - 100 Units - Life Line		-	
	iii 001 - 100 Units		2.7492	
	iv 101 - 200 Units		2.7492	
	Unprotected	v 001- 100 Units		2.7492
		vi 101- 200 Units		2.7492
		vii 201- 300 Units		2.7492
		viii 301- 400 Units		2.7492
		ix 401- 500 Units		2.7492
		x 501- 600 Units		2.7492
	xi 601- 700 Units		2.7492	
xii Above 700 Units		2.7492		
b) For Sanctioned load 5 kW & above				
	Time Of Use	2.7492	2.7492	

**A-2 GENERAL SUPPLY TARIFF - COMMERCIAL**


Sr. No.	TARIFF CATEGORY / PARTICULARS	TOTAL VARIABLE CHARGES Rs/kWh	
		Peak	Off-Peak
a)	For Sanctioned load less than 5 kW		2.7492
b)	For Sanctioned load 5 kW & above		2.7492
c)	Time Of Use	2.7492	2.7492
d)	Electric Vehicle Charging Station		3.2814

**A-3 GENERAL SERVICES**

Sr. No.	TARIFF CATEGORY / PARTICULARS	TOTAL VARIABLE CHARGES Rs/kWh
a)	General Services	2.7492

**B INDUSTRIAL SUPPLY TARIFFS**

Sr. No.	TARIFF CATEGORY / PARTICULARS	TOTAL VARIABLE CHARGES Rs/kWh	
		Peak	Off-Peak
B1	Upto 25 kW (at 400/230 Volts)		2.7492
B2(a)	25-500 kW (at 400 Volts)		2.7492
B3(a)	For all loads upto 5000 KW (at 11,33 kV)		2.7492
B4(a)	For all loads upto 5000 KW (at 66,132 kV)		2.7492
	Time Of Use		
B1(b)	Upto 25 kW (at 400/230 Volts)	2.7492	2.7492
B2(b)	25-500 kW (at 400 Volts)	2.7492	2.7492
B3(b)	For All Loads up to 5000 kW (at 11,33 kV)	2.7492	2.7492
B4(b)	For All Loads (at 66,132 kV & above)	2.7492	2.7492
B5	For All Loads (at 220 kV & above)	2.7492	2.7492



*Mohd. J.S.*

9/12

**C - SINGLE-POINT SUPPLY**

Sr. No.	TARIFF CATEGORY / PARTICULARS	TOTAL VARIABLE CHARGES Rs/kWh	
C -1	For supply at 400/230 Volts		
a)	Sanctioned load less than 5 kW	2.7492	
b)	Sanctioned load 5 kW & up to 500 kW	2.7492	
C -2(a)	For supply at 11,33 kV up to and including 5000 kW	2.7492	
C -3(a)	For supply at 132 and above, up to and including 5000 kW	2.7492	
	Time Of Use	Peak	Off-Peak
C -1(c)	For supply at 400/230 Volts 5 kW & up to 500 kW	2.7492	2.7492
C -2(b)	For supply at 11,33 kV up to and including 5000 kW	2.7492	2.7492
C -3(b)	For supply at 132 kV up to and including 5000 kW	2.7492	2.7492

**D - AGRICULTURE TARIFF**

Sr. No.	TARIFF CATEGORY / PARTICULARS	TOTAL VARIABLE CHARGES Rs/kWh	
D-1	For all Loads	2.7492	
	Time of Use	Peak	Off-Peak
D-2	For all Loads	2.7492	2.7492

**E - TEMPORARY SUPPLY TARIFFS**


Sr. No.	TARIFF CATEGORY / PARTICULARS	TOTAL VARIABLE CHARGES Rs/kWh	
E-1(i)	Residential Supply	2.7492	
E-1(ii)	Commercial Supply	2.7492	
E-2 (i)	Industrial Supply	2.7492	
E-2 (ii)	Bulk Supply		
	(a) at 400 Volts	2.7492	
	(b) at 11 kV	2.7492	

**G- PUBLIC LIGHTING**

Sr. No.	TARIFF CATEGORY / PARTICULARS	TOTAL VARIABLE CHARGES Rs/kWh	
	Street Lighting	2.7492	


**H - RESIDENTIAL COLONIES ATTACHED TO INDUSTRIAL PREMISES**

Sr. No.	TARIFF CATEGORY / PARTICULARS	TOTAL VARIABLE CHARGES Rs/kWh	
	Residential Colonies attached to industrial premises	2.7492	



Handwritten signature

Power Producer	Oct-23		Nov-23		Dec-23	
	CPP (Rs.)	Plant Factor	CPP (Rs.)	Plant Factor	CPP (Rs.)	Plant Factor
ACT Wind (Pvt) Limited	227,526,423	20%	124,937,189	17%	139,462,709	19%
ACT2 DIN Wind (Pvt) Ltd.	236,929,419	14%	211,301,030	9%	28,968,841	7%
AJ Power (Private) Ltd.	47,504,966	18%	30,256,594	13%	35,779,681	13%
Almoiz Industries Limited		0%	1,317,199	1%	53,136,449	38%
Appolo Solar Development Pakistan Limited	705,069,131	20%	463,633,242	13%	541,752,575	15%
Artistic Energy (Pvt.) Limited	257,958,911	29%	241,360,040	30%	287,190,600	37%
Artistic Wind Power (Pvt) Ltd.	67,508,676	13%	376,962,742	9%	38,625,430	7%
Atlas Power Limited	166,296,179		596,146,939		768,674,406	18%
Atlas Solar Limited	220,267,918	20%	135,898,048	13%	141,854,882	13%
Attock Gen Limited	670,268,773		216,209,421		310,367,881	20%
Best Green Energy Pakistan Limited	710,352,943	19%	487,607,123	13%	577,126,298	15%
747 - GENCO II	46,440,788	12%	116,285,339	11%	414,804,845	9%
Chanar Energy Limited			906,582	0%	26,659,887	19%
China Power Hub Generation company (Pvt.) Ltd	12,217,864,748		11,656,546,244	9%	11,750,179,742	
Chiniot Power Limited		10%	96,817,497	15%	247,061,909	64%
Crest Energy Pakistan Limited	753,519,549	20%	499,527,758	13%	595,768,445	15%
DIN Energy Ltd.	162,596,789	13%	263,845,727	9%	205,344,023	7%
Engro Powergen Qadirpur Limited	177,457,031	17%	1,085,746,553	41%	319,133,823	44%
Engro Powergen Thar (Pvt) Limited	5,359,668,024	58%	6,340,671,506	89%	5,402,888,097	78%
Fauji Kabirwala Power Company Ltd.	80,438,506		249,175,062		249,175,062	
FFC Energy Limited	322,846,843	13%	37,331,100	17%	173,542,140	24%
Foundation Power Company Daharki Ltd.	820,495,915	79%	553,629,215	66%	278,763,557	69%
Foundation Wind Energy-I Limited	232,919,028	15%	117,324,450	13%	246,211,397	15%
Foundation Wind Energy-II (Pvt.) Limited	238,294,786	16%	116,478,810	18%	233,643,589	21%
Gul Ahmed Electric Limited	167,890,042	15%	104,827,747	8%	37,581,252	7%
Gul Ahmed Wind Power Ltd	426,265,495	11%	142,527,597	9%	135,707,990	8%
Halmore Power Generation Company Limited	661,863,152		588,938,850		416,856,141	
Hamza Sugar Mills Limited			38,565,553	45%	81,107,592	92%
Harappa Solar (Pvt) Limited	52,488,717	18%	44,771,864	10%	45,294,637	12%
Hawa Energy (Private) Limited	370,097,510	13%	417,606,061	9%	476,681,827	7%
Huaneng Shandong Ruyi Energy (Pvt) Ltd	9,859,431,455		10,424,697,377		12,276,098,029	18%
Hydrochina Dawood Power (Private) Limited	379,494,510	11%	377,850,040	7%	491,295,338	6%
Indus Wind Energy Ltd.	77,675,629	14%	350,441,354	8%	202,693,536	7%
Jamshoro Power Company Limited-(Genco-1)	568,305,000				284,152,500	
JDW-II		79%	168,302,531	38%	122,155,021	84%
JDW-III		55%	106,723,578	23%	120,152,824	83%
Jhampir Power (Private) Limited	398,906,809	13%	466,079,498	9%	489,408,690	7%
Karachi Nuclear Power Plant-Unit-2	20,443,648,012	34%	8,934,995,719	0%	4,376,143,413	
Karachi Nuclear Power Plant-Unit-3	7,867,085,882	90%	7,980,497,980	97%	7,340,872,400	87%
Karot Power Company (Pvt.) Limited	2,216,873,381	22%	2,216,873,461	18%	17,826,206,449	13%
Kohinoor Energy Ltd.	279,052,352		200,302,152		200,302,152	14%
Lakeside Energy Limited	355,141,661	14%	479,602,596	9%	188,952,675	7%
Lalpur Power (Private) Limited	841,633,745		712,453,519		712,453,569	2%
Laraib Energy Limited	273,453,720	78%	3,522,592,786	84%	1,733,525,272	47%
Liberty Daharki Power Limited	405,946,141	38%	340,470,752	39%	291,491,707	52%
Liberty Power Tech Limited	484,893,665		559,093,215		359,112,026	9%
Liberty Wind Power-I Ltd.	958,339,467	13%	182,737,772	9%	189,546,446	7%
Liberty Wind Power-II (Pvt.) Ltd.	149,592,699	7%	1,022,291,125	8%	359,566,106	7%
Lucky Electric Power Company Limited	7,263,498,908	64%	4,834,932,797	73%	3,016,976,564	6%
Lucky Renewables (Private) Limited	67,874,787	13%	95,805,133	9%	160,197,411	7%
Master Green Energy Limited	184,610,231	12%	38,323,746	8%	19,781,608	18%
Master Wind Energy Limited	381,394,101	11%	546,219,415	8%	572,375,736	7%
Metro Power Company Ltd	243,550,908	20%	134,716,530	12%	186,905,500	9%
Metro Wind Power Limited	253,080,861	17%	230,581,519	10%	897,827,359	8%
Mira Power Limited	3,622,838,418	12%	2,862,793,701	8%	643,705,391	0%
Narowal Energy Limited	361,041,135		381,761,584		520,785,436	4%
NASDA Green Energy Limited	631,356,644	14%	161,585,432	9%	236,452,240	7%
Baloki	4,114,612,039	68%	2,898,272,388	16%	3,203,326,729	64%
HBS	4,547,566,858	78%	2,864,951,670	79%	2,894,084,343	61%
Neelum Jhelum Hydropower Company (Pvt.) Ltd.	1,425,035,406	22%	1,034,296,465	16%	740,427,758	11%
Nishat Chunian Power Limited	232,329,429		561,333,673		543,441,168	5%
Nishat Power Limited	281,202,489	0%	318,164,904		277,347,080	16%




11/12

Maha J

1 of 2

Nandipur Power	797,669,873	2%	1,754,552,552		762,993,451	
Orient Power Company (Private) Limited	762,461,139		321,015,727		384,780,997	0%
C-I	620,387,398	88%	7,088,545,992	99%	1,991,667,292	63%
C-II	2,246,064,982	100%	2,342,603,509	97%	2,822,086,485	97%
C-III	2,904,582,105	100%	3,881,237,711	99%	6,480,914,828	100%
C-IV	3,779,412,432	98%	3,796,271,143	93%	6,418,744,702	92%
Pak Gen Power Limited	858,549,876		711,591,597		711,591,597	17%
Pakhtunkhwa Energy Development Organization (Malakar	99,271,365	29%	(2)	16%	179,072,484	10%
Port Qasim Electric Power Company (Pvt.) Limited	12,562,116,466	5%	9,918,206,526	9%	8,891,066,351	20%
Punjab Thermal Power Private Limited	869,283,155	27%	215,649,593	0%	10,682,285,319	2%
Quaid E Azam Solar Power Pvt Ltd	874,729,990	19%	35,220,147	13%	345,694,186	14%
Quaid-e-Azam Thermal Power (Pvt) Limited	3,657,599,527	48%	4,487,626,477		3,548,116,454	21%
Rousch Pak Power Ltd.	571,247,898		926,347,942		1,074,460,622	
RYK Mills Limited			39,604,315	33%	127,524,648	83%
Saba Power Company (Pvt.) Ltd.	267,632,250		267,632,250		267,632,250	
Sachal Energy Development (Private) Limited	238,557,152	18%	378,958,514	24%	251,916,022	25%
Saif Power Limited	678,412,136		333,141,330		272,592,117	
Sapphire Electric Company Limited	738,125,389	4%	311,056,747		289,708,772	2%
Sapphire Wind Power Company Limited	495,502,018	9%	597,007,191	7%	624,146,228	6%
Star Hydro Power Limited	4,532,443,589	22%	1,503,450,789	17%	953,211,388	14%
Tavanir Iran	155,954,013	25%	311,645,492	23%		22%
Tenaga Generasi Limited	365,261,374	11%	110,715,210	7%	103,704,226	6%
Thal Industries Corporation Ltd			1,511,169	1%	117,603,791	79%
ThalNova Power Thar (Pvt.) Ltd	4,395,552,520	39%	2,838,221,977	72%	1,424,856,048	86%
Thar Coal Block-1 Power Generation Company (Pvt) Limite	11,313,203,597	86%	6,834,181,965	28%	17,699,866,158	64%
Thar Energy Limited	4,495,349,411	89%	2,831,105,789	90%	1,396,930,244	79%
The Hub Power Company Limited	2,526,304,409		2,436,826,467		2,509,144,151	
Three Gorges First Wind Farm Pakistan (Private) Limited	83,017,253	17%	513,325,164	14%	212,479,700	22%
Three Gorges Second Wind Farm Pakistan Limited	388,314,819	12%	542,495,279	8%	536,527,124	7%
Three Gorges Third Wind Farm Pakistan (Private) Limited	400,352,444	12%	544,383,732	9%	539,042,355	7%
TBCCPL-A	479,181,614	14%	500,011,822	8%	530,961,153	7%
TBCCPL-B	475,790,338	14%	505,048,414	8%	540,436,324	7%
TBCCPL-C	467,552,336	13%	545,797,861	9%	556,676,714	7%
Uch Power Ltd.	658,319,884	90%	713,606,780	37%	551,997,888	90%
Uch-II Power (Pvt.) Limited	2,268,924,717		1,995,442,327	81%	2,488,696,770	40%
UEP Wind Power (Pvt)Ltd	1,007,098,856	11%	278,992,873	8%	259,543,804	7%
WAPDA Hydel	6,395,348,591	44%	7,972,274,510	41%	7,249,839,892	26%
Yunus Energy Limited	406,109,386	11%	480,866,672	9%	625,364,560	8%
Zephyr Power (Pvt.) Limited	190,160,261	14%	230,586,782	8%	84,916,304	6%
Zorlu Enerji Pakistan Limited	(49,541,302)	12%	(26,614,025)	7%	308,237,970	19%



282

Matti.  
9