



Registrar

National Electric Power Regulatory Authority
Islamic Republic of Pakistan

NEPRA Tower, Attaturk Avenue (East), G-5/1, Islamabad
Ph: +92-51-9206500, Fax: +92-51-2600026
Web: www.nepra.org.pk, E-mail: registrar@nepra.org.pk

No. NEPRA/TRF-255/JPCL-2014/16034-16037
November 25, 2016

**Subject: Decision of the Authority in the Matter of Adjustment of Calorific Value for
Jamshoro Power Company Ltd. (Case No. NEPRA/TRF-255/JPCL-2014)**

Dear Sir,

Please find enclosed herewith the decision of the Authority along with Annex-I (04 pages) in the matter of adjustment of Calorific Value for the period July 2015 to June 2016 in respect of Jamshoro Power Company Ltd. (JPCL) in Case No. NEPRA/TRF-255/JPCL-2014.

2. The decision is being intimated to the Federal Government for the purpose of notification of adjustment in the approved tariff through the official Gazette pursuant to Section 31 (4) of the Regulation of Generation, Transmission and Distribution of Electric Power Act (XL of 1997) and Rule 16(11) of the National Electric Power Regulatory Authority Tariff (Standards and Procedure) Rules, 1998.

3. Order of the Authority along with Annex-I shall be notified in the official Gazette.

Enclosure: As above

Secretary
Ministry of Water & Power
'A' Block, Pak Secretariat
Islamabad

(Syed Safeer Hussain)


CC: 1. Secretary, Cabinet Division, Cabinet Secretariat, Islamabad.
2. Secretary, Ministry of Finance, 'Q' Block, Pak Secretariat, Islamabad.
3. Secretary, Privatization Commission, EAC Building, Islamabad.

**DECISION OF THE AUTHORITY IN THE MATTER OF ADJUSTMENT OF
CALORIFIC VALUE FOR JAMSHORO POWER COMPANY LIMITED (JPCL)**

1. Pursuant to the Decision of the Authority dated 1st September, 2015, notified vide S.R.O 1142(1)/2015 dated November 17, 2015, the adjustment on account of variation in calorific value will be allowed as per the following mechanism:
 - i) The reference CV will be 18364 Btu/lb. There will however be no adjustment below the minimum limit of 18200 Btu/lb.
 - ii) JPCL shall maintain and submit, annually a detailed record of consignment wise CV of the oil received and consumed for power generation for the adjustment on account of variation against the reference calorific value duly supported with the copies of test reports certified by the fuel supplier.
2. Accordingly, JPCL submitted the unit wise CV of furnace oil for adjustment with respect to the reference CV of 18,364 Btu/lb duly supported with the copies of test reports certified by the fuel supplier for the period covering 1st July 2015 to 30th June 2016 along with calculation.
3. The information was analyzed in the light of the evidence provided by JPCL and unit wise amount is calculated as:


Unit No.	Allowed (Rs.)
I	16,361,978
II	1,345,641
III	7,088,398
IV	2,911,054
TOTAL	27,707,071

4. The Authority has decided to approve **Rs. 27,707,071/-** receivable by JPCL on account of adjustment of actual monthly average CV against the reference CV of 18,364 Btu/lb for the period July 2015 to June 2016. The detailed calculations are attached as **Annex-I**.
5. The Central Power Purchasing Agency (Guarantee) Limited is directed to pay **Rs. 27,707,071/-** to JPCL on account of adjustment of calorific value for the period from July 2015 to June 2016.

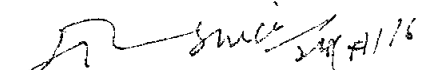


6. The above order of the Authority along with Annex-I shall be notified in the official gazette in accordance with the provision of Section 31(4) of the Regulation of Generation, Transmission and Distribution of Electric Power Act 1997.


Authority




Himayat Ullah Khan
Vice Chairman



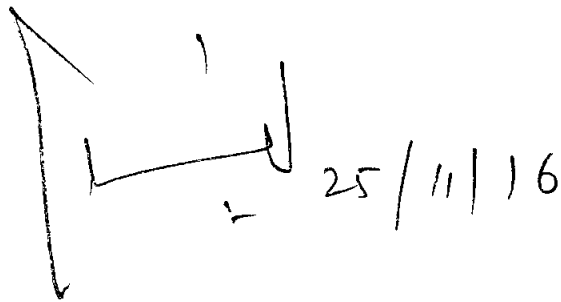

Maj (R) Haroon Rashid
Member



Syed Masood-ul-Hassan Naqvi
Member



Brig (R) Tariq Saddozai
Chairman




JAMSHORO POWER COMPANY LIMITED
Calculation of CV adjustmnet for 2015-16

Annex-I

		Reference CV	Revised CV	Unit No.1				
Month		(BTU/lb)	(BTU/lb)	FCC (Rs./kwh)	Revised FCC (Rs./kwh)	Diff: Rs.kwh	Unit Billed	Differential Amount (Rs.)
Jul-15	1st F/N	18,364	18,237	12.1285	12.2130	0.0845	31,074,000	2,624,548
	2nd F/N	18,364	18,263	11.5970	11.6611	0.0641	12,079,000	774,686
Aug-15	1st F/N	18,364	18,232	11.5970	11.6810	0.0840	-	-
	2nd F/N	18,364	18,218	10.1623	10.2437	0.0814	-	-
Sep-15	1st F/N	18,364	18,233	8.6859	8.7483	0.0624	-	-
	2nd F/N	18,364	18,225	8.6859	8.7521	0.0662	-	-
Oct-15	1st F/N	18,364	18,225	7.9273	7.9878	0.0605	-	-
	2nd F/N	18,364	18,225	7.9273	7.9878	0.0605	-	-
Nov-15	1st F/N	18,364	18,404	7.9273	7.9101	(0.0172)	3,054,500	(52,628)
	2nd F/N	18,364	18,230	8.2539	8.3146	0.0607	14,429,000	875,414
Dec-15	1st F/N	18,364	18,234	8.0702	8.1277	0.0575	3,492,500	260,947
	2nd F/N	18,364	18,340	7.5888	7.5987	0.0099	36,118,000	358,681
Jan-16	1st F/N	18,364	18,292	7.2136	7.2420	0.0284	49,349,000	1,401,205
	2nd F/N	18,364	18,333	5.7481	5.7578	0.0097	55,133,500	535,881
Feb-16	1st F/N	18,364	18,333	5.5542	5.5636	0.0094	50,855,500	477,625
	2nd F/N	18,364	18,304	4.9783	4.9946	0.0163	21,215,000	345,202
Mar-16	1st F/N	18,364	18,304	5.6595	5.6781	0.0186	15,991,000	296,660
	2nd F/N	18,364	18,304	5.6595	5.6781	0.0186	24,294,000	636,211
Apr-16	1st F/N	18,364	18,304	5.6595	5.6781	0.0186	-	-
	2nd F/N	18,364	18,304	5.6595	5.6781	0.0186	53,906,000	1,000,047
May-16	1st F/N	18,364	18,308	5.6595	5.6768	0.0173	38,748,500	670,780
	2nd F/N	18,364	18,245	6.8863	6.9308	0.0445	24,148,000	1,075,428
Jun-16	1st F/N	18,364	18,238	7.2628	7.3130	0.0502	46,668,500	2,341,646
	2nd F/N	18,364	18,233	7.6721	7.7272	0.0551	50,771,500	2,798,642
Total							541,327,500	16,361,978

		Reference CV	Revised CV	Unit No.2				
Month		(BTU/lb)	(BTU/lb)	FCC (Rs./kwh)	Revised FCC (Rs./kwh)	Diff: Rs.kwh	Unit Billed	Differential Amount (Rs.)
Jul-15	1st F/N	18,364	18,237	13.6209	13.7158	0.0949	-	-
	2nd F/N	18,364	18,263	13.0239	13.0959	0.0720	-	-
Aug-15	1st F/N	18,364	18,232	13.0239	13.1182	0.0943	-	-
	2nd F/N	18,364	18,218	11.4127	11.5042	0.0915	-	-
Sep-15	1st F/N	18,364	18,233	9.7546	9.8247	0.0701	-	-
	2nd F/N	18,364	18,225	9.7546	9.8290	0.0744	-	-
Oct-15	1st F/N	18,364	18,225	8.9027	8.9706	0.0679	-	-
	2nd F/N	18,364	18,225	8.9027	8.9706	0.0679	-	-
Nov-15	1st F/N	18,364	18,404	8.9027	8.8834	(0.0193)	-	-
	2nd F/N	18,364	18,230	9.2695	9.3376	0.0681	-	-
Dec-15	1st F/N	18,364	18,234	9.0631	9.1277	0.0646	-	-
	2nd F/N	18,364	18,340	8.5226	8.5338	0.0112	16,249,681	181,229
Jan-16	1st F/N	18,364	18,292	8.1012	8.1331	0.0319	22,352,220	712,757
	2nd F/N	18,364	18,333	6.4554	6.4663	0.0109	16,222,533	177,080
Feb-16	1st F/N	18,364	18,333	6.2376	6.2481	0.0105	14,432,338	152,224
	2nd F/N	18,364	18,304	5.5908	5.6091	0.0183	-	-
Mar-16	1st F/N	18,364	18,304	6.3559	6.3767	0.0208	-	-
	2nd F/N	18,364	18,304	6.3559	6.3767	0.0208	-	-
Apr-16	1st F/N	18,364	18,304	6.3559	6.3767	0.0208	-	-
	2nd F/N	18,364	18,304	6.3559	6.3767	0.0208	-	-
May-16	1st F/N	18,364	18,308	6.3559	6.3753	0.0194	-	-
	2nd F/N	18,364	18,246	7.7336	7.7836	0.0500	-	-
Jun-16	1st F/N	18,364	18,238	8.1565	8.2129	0.0564	-	-
	2nd F/N	18,364	18,233	8.6161	8.6780	0.0619	1,976,431	122,350
Total							71,233,203	1,345,641




[Handwritten signature]

		Reference CV	Revised CV	Unit No.3				
Month		(BTU/lb)	(BTU/lb)	FCC (Rs./kwh)	Revised FCC (Rs./kwh)	Diff: Rs.kwh	Unit Billed	Differential Amount (Rs.)
Jul-15	1st F/N	18,364	18,237	13.2538	13.3461	0.0923	4,693,003	433,153
	2nd F/N	18,364	18,263	12.6729	12.7430	0.0701	1,460,743	102,376
Aug-15	1st F/N	18,364	18,232	12.6729	12.7647	0.0918	4,552,059	417,661
	2nd F/N	18,364	18,218	11.1052	11.1942	0.0890	1,512,122	134,575
Sep-15	1st F/N	18,364	18,233	9.4917	9.5599	0.0682	17,995,090	1,227,188
	2nd F/N	18,364	18,225	9.4917	9.5641	0.0724	3,583,432	259,412
Oct-15	1st F/N	18,364	18,225	8.6628	8.7289	0.0661	3,205,658	211,798
	2nd F/N	18,364	18,225	8.6628	8.7289	0.0661	1,523,830	100,680
Nov-15	1st F/N	18,364	18,404	8.6628	8.6440	(0.0188)	-	-
	2nd F/N	18,364	18,230	9.0197	9.0860	0.0663	-	-
Dec-15	1st F/N	18,364	18,234	8.8189	8.8818	0.0629	-	-
	2nd F/N	18,364	18,340	8.2929	8.3038	0.0109	8,527,608	92,543
Jan-16	1st F/N	18,364	18,292	7.8829	7.9129	0.0310	10,456,299	329,141
	2nd F/N	18,364	18,333	6.2814	6.2920	0.0106	1,968,780	20,912
Feb-16	1st F/N	18,364	18,333	6.0695	6.0798	0.0103	16,222,217	160,491
	2nd F/N	18,364	18,304	5.4402	5.4580	0.0178	874,181	18,697
Mar-16	1st F/N	18,364	18,304	6.1846	6.2049	0.0203	-	-
	2nd F/N	18,364	18,304	6.1846	6.2049	0.0203	-	-
Apr-16	1st F/N	18,364	18,304	6.1846	6.2049	0.0203	-	-
	2nd F/N	18,364	18,304	6.1846	6.2049	0.0203	2,364,589	47,937
May-16	1st F/N	18,364	18,303	6.1846	6.2035	0.0189	2,121,978	40,141
	2nd F/N	18,364	18,246	7.5252	7.5736	0.0483	13,284,531	61,389
Jun-16	1st F/N	18,364	18,238	7.9367	7.9915	0.0548	24,986,576	1,359,738
	2nd F/N	18,364	18,233	8.3839	8.4441	0.0602	24,458,025	1,473,264
Total							143,834,931	7,088,398

		Reference CV	Revised CV	Unit No.4				
Month		(BTU/lb)	(BTU/lb)	FCC (Rs./kwh)	Revised FCC (Rs./kwh)	Diff: Rs.kwh	Unit Billed	Differential Amount (Rs.)
Jul-15	1st F/N	18,364	18,237	12.9747	13.0651	0.0904	2,078,787	187,827
	2nd F/N	18,364	18,263	12.4061	12.4747	0.0686	3,515,284	241,182
Aug-15	1st F/N	18,364	18,232	12.4061	12.4959	0.0898	3,878,347	348,355
	2nd F/N	18,364	18,218	10.8713	10.9584	0.0871	2,399,614	209,062
Sep-15	1st F/N	18,364	18,233	9.2919	9.3587	0.0668	-	-
	2nd F/N	18,364	18,225	9.2919	9.3628	0.0709	213,749	15,148
Oct-15	1st F/N	18,364	18,225	8.4803	8.5450	0.0647	7,306,734	472,587
	2nd F/N	18,364	18,225	8.4803	8.5450	0.0647	10,477,392	677,660
Nov-15	1st F/N	18,364	18,404	8.4803	8.4619	(0.0184)	1,751,399	(32,281)
	2nd F/N	18,364	18,230	8.8298	8.8947	0.0649	-	-
Dec-15	1st F/N	18,364	18,234	8.6332	8.6948	0.0616	-	-
	2nd F/N	18,364	18,340	8.1183	8.1289	0.0106	19,551,022	207,705
Jan-16	1st F/N	18,364	18,292	7.7169	7.7473	0.0304	14,719,202	447,094
	2nd F/N	18,364	18,333	6.1491	6.1595	0.0104	12,083,933	125,646
Feb-16	1st F/N	18,364	18,333	5.9417	5.9517	0.0100	1,101,857	11,070
	2nd F/N	18,364	18,304	5.3256	5.3431	0.0175	-	-
Mar-16	1st F/N	18,364	18,304	6.0544	6.0742	0.0198	-	-
	2nd F/N	18,364	18,304	6.0544	6.0742	0.0198	-	-
Apr-16	1st F/N	18,364	18,304	6.0544	6.0742	0.0198	-	-
	2nd F/N	18,364	18,304	6.0544	6.0742	0.0198	-	-
May-16	1st F/N	18,364	18,308	6.0544	6.0729	0.0185	-	-
	2nd F/N	18,364	18,246	7.3667	7.4142	0.0476	-	-
Jun-16	1st F/N	18,364	18,238	7.7695	7.8232	0.0537	-	-
	2nd F/N	18,364	18,233	8.2074	8.2664	0.0590	-	-
Total							79,077,320	2,911,054

Grand Total (Unit No 1-4)	27,707,071
---------------------------	------------



[Handwritten signature]

45

4