



**National Electric Power Regulatory Authority**  
**Islamic Republic of Pakistan**

NEPRA Tower, Attaturk Avenue (East), G-5/1, Islamabad  
Ph: +92-51-9206500, Fax: +92-51-2600026  
Web: www.nepra.org.pk, E-mail: registrar@nepra.org.pk

No. NEPRA/TRF-304/NPGCL-2015/2866-2868

February 23, 2018

**Subject: Decision of the Authority relating to Tariff Adjustment of Calorific Value for Northern Power Generation Co. Ltd. (NPGCL) - (Case No. NEPRA/TRF-304/NPGCL-2015)**


Dear Sir,

Please find enclosed herewith the subject decision of the Authority (13 pages) relating to the tariff adjustment of Calorific Value for the period July 2014-June 2015, July 2015-June 2016 & July 2016-June 2017 in respect of Northern Power Generation Company Ltd. in Case No. NEPRA/TRF-304/NPGCL-2015.

2. The decision is being intimated to the Federal Government for the purpose of notification of adjustment in the approved tariff through the official Gazette pursuant to Section 31 (4) of the Regulation of Generation, Transmission and Distribution of Electric Power Act (XL of 1997) and Rule 16(11) of the National Electric Power Regulatory Authority Tariff (Standards and Procedure) Rules, 1998.

3. Order of the Authority along with **Annex-I, II & III** pages shall be notified in the official Gazette

Enclosure: As above

  
23 02 18  
( Syed Safer Hussain )

Secretary,  
Ministry of Energy,  
'A' Block, Pak Secretariat  
Government of Pakistan  
Islamabad.

CC:

1. Secretary, Cabinet Division, Cabinet Secretariat, Islamabad
2. Secretary, Ministry of Finance, 'Q' Block, Pak Secretariat, Islamabad.


**DECISION OF THE AUTHORITY IN THE MATTER OF ADJUSTMENT OF CALORIFIC VALUE FOR NORTHERN POWER GENERATION COMPANY LIMITED.**

1. Pursuant to the Decision of the Authority dated 19<sup>th</sup> October 2016, notified vide S.R.O.702(1)/2017 dated July 21, 2017, the Northern Power Generation Company Limited (NPGCL) is required to maintain and submit a record of Calorific Value (CV) of furnace oil for adjustment of CV with respect to reference CV of 18,364 Btu/lb, duly supported with the copies of test reports.
2. Accordingly, NPGCL submitted the unit wise CV of furnace oil test reports certified by the fuel supplier i.e. PSO for the period 1<sup>st</sup> July 2014 to 30<sup>th</sup> June 2017 along with calculation. NPGCL calculated following receivable amounts on account of adjustment of actual CV:

Period	Requested Amount
July 2014-June 2015	Rs. 533,307,484
July 2015-June 2016	Rs. 227,070,316
July 2016-June 2017	Rs. 310,491,712
<b>Total</b>	<b>Rs. 1,070,869,512</b>

3. The information was analyzed in the light of the evidence provided by NPGCL and it was found that requested amounts were work out by NPGCL with adjustment of part load factors. Since the Authority determined fuel cost component without part load factor, therefore, similar methodology has been adopted for calculation of CV adjustment.
4. The Authority has decided to approve the following receivable amounts by NPGCL from the power purchaser on account of adjustment of actual CV:

Period	Approved Amount
July 2014-June 2015	Rs. 511,172,507
July 2015-June 2016	Rs. 217,940,612
July 2016-June 2017	Rs. 310,769,521
<b>Total</b>	<b>Rs. 1,039,882,640</b>




A handwritten signature in black ink, consisting of a stylized 'A' followed by a flourish.

5. The difference between the requested and approved amount for the period July 2016-June 2017 is due to incorrect fuel cost components used by NPGCL in its CV adjustment request. The detailed calculations are attached as **Annex-I, II & III**.


### Order

6. The Central Power Purchasing Agency (Guarantee) Limited is directed to pay **Rs. 1,039,882,640** (One Billion Thirty Nine Million Eight Hundred Eighty Two Thousand and Six Hundred Forty Rupees Only) to NPGCL on account of adjustment of CV for the period 1<sup>st</sup> July 2014 to 30<sup>th</sup> June 2017.
7. The above order of the Authority along with Annex-I, II & III shall be notified in the official gazette in accordance with the provision of Section 31(4) of the Regulation of Generation, Transmission and Distribution of Electric Power Act 1997.


### Authority




Himayat Ullah Khan  
Member



Syed Masood-ul-Hassan Naqvi  
Member




Saif Ullah Chattha  
Vice Chairman



Brig (R) Tariq Sadozai  
Chairman




  
23.02.18

**NORTHERN POWER GENERATION COMPANY LIMITED**  
**Calculation of CV adjustmnet for 2014-15**

		Reference CV	Revised CV	Unit No.1				
Month		(BTU/lb)	(BTU/lb)	FCC (Rs./kwh)	Revised FCC (Rs./kwh)	Diff: Rs.kwh	Unit Billed	Differential Amount (Rs.)
Jul-14	1st F/N	18,364	18,208	19.0499	19.2131	0.1632	46,530,906	7,593,844
	2nd F/N	18,364	18,208	18.9959	19.1587	0.1628	42,653,331	6,943,962
Aug-14	1st F/N	18,364	18,215	18.9428	19.0978	0.1550	37,564,353	5,822,475
	2nd F/N	18,364	18,218	18.7755	18.9260	0.1505	36,851,394	5,546,135
Sep-14	1st F/N	18,364	18,202	18.7626	18.9296	0.1670	48,036,954	8,022,171
	2nd F/N	18,364	18,203	19.6527	19.8265	0.1738	1,539,223	267,517
Oct-14	1st F/N	-	-	-	-	-	-	-
	2nd F/N	18,364	18,205	19.7273	19.8996	0.1723	28,256,263	4,868,554
Nov-14	1st F/N	18,364	18,202	18.6714	18.8376	0.1662	21,044,336	3,497,569
	2nd F/N	-	-	-	-	-	-	-
Dec-14	1st F/N	18,364	18,202	16.1673	16.3112	0.1439	16,223,124	2,334,508
	2nd F/N	18,364	18,202	14.2569	14.3838	0.1269	46,519,856	5,903,370
Jan-15	1st F/N	18,364	18,210	12.2659	12.3696	0.1037	53,458,692	5,543,666
	2nd F/N	18,364	18,206	11.1504	11.2472	0.0968	46,173,073	4,469,553
Feb-15	1st F/N	18,364	18,263	9.7557	9.8097	0.0540	50,592,230	2,731,980
	2nd F/N	18,364	18,299	9.2440	9.2768	0.0328	33,490,250	1,098,480
Mar-15	1st F/N	18,364	18,248	11.6853	11.7596	0.0743	45,232,949	3,360,808
	2nd F/N	18,364	18,286	12.8507	12.9055	0.0548	47,655,490	2,611,521
Apr-15	1st F/N	18,364	18,258	12.2420	12.3131	0.0711	58,203,468	4,138,267
	2nd F/N	18,364	18,218	10.8711	10.9582	0.0871	36,063,541	3,141,134
May-15	1st F/N	18,364	18,280	11.6440	11.6975	0.0535	55,305,949	2,958,868
	2nd F/N	18,364	18,219	11.9663	12.0615	0.0952	57,731,247	5,496,015
Jun-15	1st F/N	18,364	18,230	13.2884	13.3861	0.0977	43,714,152	4,270,873
	2nd F/N	18,364	18,233	13.5957	13.6934	0.0977	52,168,518	5,096,864
Total							905,009,299	95,718,134

		Reference CV	Revised CV	Unit No.2				
Month		(BTU/lb)	(BTU/lb)	FCC (Rs./kwh)	Revised FCC (Rs./kwh)	Diff: Rs.kwh	Unit Billed	Differential Amount (Rs.)
Jul-14	1st F/N	18,364	18,208	19.3079	19.4733	0.1654	47,328,165	7,828,078
	2nd F/N	18,364	18,208	19.2532	19.4182	0.1650	51,876,162	8,559,567
Aug-14	1st F/N	18,364	18,215	19.1994	19.3565	0.1571	46,346,928	7,281,102
	2nd F/N	18,364	18,218	19.0298	19.1823	0.1525	55,510,959	8,465,421
Sep-14	1st F/N	18,364	18,202	19.0168	19.1861	0.1693	27,288,226	4,619,897
	2nd F/N	-	-	-	-	-	-	-
Oct-14	1st F/N	18,364	18,202	20.6995	20.8837	0.1842	13,861,819	2,553,347
	2nd F/N	18,364	18,205	19.3864	19.5557	0.1693	57,121,887	9,670,735
Nov-14	1st F/N	-	-	-	-	-	-	-
	2nd F/N	-	-	-	-	-	-	-
Dec-14	1st F/N	18,364	18,202	16.3863	16.5321	0.1458	18,244,382	2,660,031
	2nd F/N	18,364	18,202	14.4500	14.5786	0.1286	32,720,469	4,207,852
Jan-15	1st F/N	18,364	18,210	12.4321	12.5372	0.1051	40,681,122	4,275,586
	2nd F/N	18,364	18,206	11.3014	11.3995	0.0981	46,134,241	4,525,769
Feb-15	1st F/N	18,364	18,263	9.8878	9.9425	0.0547	37,248,530	2,037,495
	2nd F/N	18,364	18,299	9.3692	9.4025	0.0333	1,928,829	64,230
Mar-15	1st F/N	-	-	-	-	-	-	-
	2nd F/N	18,364	18,286	13.0248	13.0804	0.0556	59,516,798	3,309,134
Apr-15	1st F/N	18,364	18,258	12.4079	12.4799	0.0720	58,185,087	4,189,326
	2nd F/N	18,364	18,218	11.0183	11.1066	0.0883	56,466,462	4,985,989
May-15	1st F/N	18,364	18,280	11.8017	11.8559	0.0542	53,667,728	2,908,791
	2nd F/N	18,364	18,219	12.1284	12.2249	0.0965	55,699,487	5,375,000
Jun-15	1st F/N	18,364	18,230	13.4684	13.5674	0.0990	41,555,204	4,113,965
	2nd F/N	18,364	18,233	13.7799	13.8789	0.0990	48,630,747	4,814,444
Total							850,013,232	96,445,760




		Reference CV	Revised CV	Unit No.3				
Month		(BTU/lb)	(BTU/lb)	FCC (Rs./kwh)	Revised FCC (Rs./kwh)	Diff: Rs.kwh	Unit Billed	Differential Amount (Rs.)
Jul-14	1st F/N	18,364	18,208	18.6403	18.8000	0.1597	52,311,031	8,354,072
	2nd F/N	18,364	18,208	18.5875	18.7468	0.1593	55,654,080	8,865,695
Aug-14	1st F/N	18,364	18,215	18.5355	18.6871	0.1516	46,274,270	7,015,179
	2nd F/N	18,364	18,218	18.3717	18.5189	0.1472	55,524,583	8,173,219
Sep-14	1st F/N	18,364	18,202	18.3593	18.5227	0.1634	37,385,530	6,108,796
	2nd F/N	-	-	-	-	-	-	-
Oct-14	1st F/N	18,364	18,202	19.9837	20.1616	0.1779	28,287,860	5,032,410
	2nd F/N	18,364	18,205	18.7161	18.8796	0.1635	48,979,027	8,008,071
Nov-14	1st F/N	18,364	18,202	18.2700	18.4326	0.1626	12,358,511	2,009,494
	2nd F/N	-	-	-	-	-	-	-
Dec-14	1st F/N	18,364	18,202	15.8197	15.9605	0.1408	9,181,900	1,292,812
	2nd F/N	18,364	18,202	13.9504	14.0746	0.1242	33,454,667	4,155,070
Jan-15	1st F/N	18,364	18,210	12.0022	12.1037	0.1015	51,040,939	5,180,655
	2nd F/N	18,364	18,206	10.9107	11.0054	0.0947	37,394,272	3,541,238
Feb-15	1st F/N	-	-	-	-	-	-	-
	2nd F/N	-	-	-	-	-	-	-
Mar-15	1st F/N	-	-	-	-	-	-	-
	2nd F/N	-	-	-	-	-	-	-
Apr-15	1st F/N	18,364	18,258	11.9788	12.0483	0.0695	12,237,157	850,482
	2nd F/N	18,364	18,218	10.6373	10.7225	0.0852	57,408,490	4,891,203
May-15	1st F/N	18,364	18,280	11.3936	11.4460	0.0524	44,003,144	2,305,765
	2nd F/N	18,364	18,219	11.7091	11.8023	0.0932	47,448,898	4,422,237
Jun-15	1st F/N	18,364	18,230	13.0027	13.0983	0.0956	31,849,012	3,044,766
	2nd F/N	18,364	18,233	13.3035	13.3991	0.0956	49,696,614	4,750,996
Total							710,489,985	88,002,159

		Reference CV	Revised CV	Unit No.4				
Month		(BTU/lb)	(BTU/lb)	FCC (Rs./kwh)	Revised FCC (Rs./kwh)	Diff: Rs.kwh	Unit Billed	Differential Amount (Rs.)
Jul-14	1st F/N	18,364	18,208	18.6126	18.7721	0.1595	70,298,863	11,212,669
	2nd F/N	18,364	18,208	18.5598	18.7188	0.1590	70,499,856	11,209,477
Aug-14	1st F/N	18,364	18,215	18.5079	18.6593	0.1514	56,139,432	8,499,510
	2nd F/N	18,364	18,218	18.3445	18.4915	0.1470	64,105,878	9,423,564
Sep-14	1st F/N	18,364	18,202	18.3319	18.4951	0.1632	40,132,238	6,549,581
	2nd F/N	18,364	18,203	19.2015	19.3713	0.1698	52,983,137	8,996,537
Oct-14	1st F/N	18,364	18,202	19.9540	20.1316	0.1776	36,752,740	6,527,287
	2nd F/N	18,364	18,205	18.6882	18.8514	0.1632	(254,726)	(41,571)
Nov-14	1st F/N	18,364	18,202	18.2428	18.4052	0.1624	(306,302)	(49,743)
	2nd F/N	18,364	18,203	15.7962	15.9359	0.1397	(294,050)	(41,079)
Dec-14	1st F/N	18,364	18,202	15.7962	15.9368	0.1406	(173,245)	(24,358)
	2nd F/N	18,364	18,202	13.9296	14.0536	0.1240	25,183,358	3,122,736
Jan-15	1st F/N	18,364	18,210	11.9844	12.0858	0.1014	6,101,589	618,701
	2nd F/N	18,364	18,206	10.8944	10.9889	0.0945	1,080,821	102,138
Feb-15	1st F/N	18,364	18,263	9.5317	9.5844	0.0527	(158,370)	(8,346)
	2nd F/N	18,364	18,299	9.0318	9.0639	0.0321	(195,291)	(6,269)
Mar-15	1st F/N	18,364	18,248	11.4170	11.4896	0.0726	11,989,307	870,424
	2nd F/N	18,364	18,286	12.5557	12.6093	0.0536	35,521,298	1,903,942
Apr-15	1st F/N	18,364	18,258	11.9610	12.0304	0.0694	33,259,054	2,308,178
	2nd F/N	18,364	18,218	10.6215	10.7066	0.0851	33,151,437	2,821,187
May-15	1st F/N	18,364	18,280	11.3767	11.4290	0.0523	19,726,448	1,031,693
	2nd F/N	18,364	18,219	11.6916	11.7847	0.0931	19,129,911	1,780,995
Jun-15	1st F/N	18,364	18,230	12.9834	13.0788	0.0954	39,523,775	3,770,568
	2nd F/N	18,364	18,233	13.2836	13.3790	0.0954	35,634,951	3,399,574
Total							649,832,109	83,977,394




		Reference CV	Revised CV	Unit No.5				
Month		(BTU/lb)	(BTU/lb)	FCC (Rs./kwh)	Revised FCC (Rs./kwh)	Diff: Rs.kwh	Unit Billed	Differential Amount (Rs.)
Jul-14	1st F/N	18,364	18,208	19.8187	19.9885	0.1698	47,470,444	8,060,481
	2nd F/N	18,364	18,208	19.7625	19.9318	0.1693	41,537,252	7,032,257
Aug-14	1st F/N	18,364	18,215	19.7072	19.8684	0.1612	42,408,949	6,836,323
	2nd F/N	18,364	18,218	19.5332	19.6897	0.1565	35,710,017	5,588,618
Sep-14	1st F/N	18,364	18,202	19.5198	19.6935	0.1737	(157,870)	(27,422)
	2nd F/N	18,364	18,203	20.4458	20.6266	0.1808	(53,334)	(9,643)
Oct-14	1st F/N	18,364	18,202	21.2470	21.4361	0.1891	(105,517)	(19,953)
	2nd F/N	18,364	18,205	19.8992	20.0730	0.1738	19,200,180	3,336,991
Nov-14	1st F/N	18,364	18,202	19.4249	19.5978	0.1729	(238,398)	(41,219)
	2nd F/N	18,364	18,203	16.8198	16.9686	0.1488	(195,875)	(29,146)
Dec-14	1st F/N	18,364	18,202	16.8198	16.9695	0.1497	426,317	63,820
	2nd F/N	18,364	18,202	14.8322	14.9642	0.1320	29,294,131	3,866,825
Jan-15	1st F/N	18,364	18,210	12.7609	12.8688	0.1079	43,540,532	4,698,023
	2nd F/N	18,364	18,206	11.6004	11.7011	0.1007	24,160,926	2,433,005
Feb-15	1st F/N	18,364	18,263	10.1494	10.2055	0.0561	26,697,502	1,497,730
	2nd F/N	18,364	18,299	9.6170	9.6512	0.0342	17,651,099	603,668
Mar-15	1st F/N	18,364	18,248	12.5169	12.5965	0.0796	28,519,592	2,270,160
	2nd F/N	18,364	18,286	13.3693	13.4263	0.0570	38,206,723	2,177,783
Apr-15	1st F/N	18,364	18,258	12.7361	12.8100	0.0739	47,857,510	3,536,670
	2nd F/N	18,364	18,218	11.3098	11.4004	0.0906	42,721,319	3,870,552
May-15	1st F/N	18,364	18,280	12.1139	12.1696	0.0557	48,380,846	2,694,813
	2nd F/N	18,364	18,219	12.4492	12.5483	0.0991	51,158,892	5,069,846
Jun-15	1st F/N	18,364	18,230	13.8247	13.9263	0.1016	14,483,859	1,471,560
	2nd F/N	18,364	18,233	14.1444	14.2460	0.1016	36,768,475	3,735,677
Total							635,443,571	68,717,418

		Reference CV	Revised CV	Unit No.6				
Month		(BTU/lb)	(BTU/lb)	FCC (Rs./kwh)	Revised FCC (Rs./kwh)	Diff: Rs.kwh	Unit Billed	Differential Amount (Rs.)
Jul-14	1st F/N	18,364	18,208	20.3607	20.5351	0.1744	51,204,936	8,930,141
	2nd F/N	18,364	18,208	20.3030	20.4769	0.1739	43,949,997	7,642,904
Aug-14	1st F/N	18,364	18,215	20.2463	20.4119	0.1656	29,649,297	4,909,924
	2nd F/N	18,364	18,218	20.0675	20.2283	0.1608	35,673,498	5,736,298
Sep-14	1st F/N	18,364	18,202	20.0537	20.2322	0.1785	25,960,733	4,633,991
	2nd F/N	18,364	18,203	21.0050	21.1908	0.1858	7,222,384	1,341,919
Oct-14	1st F/N	18,364	18,202	21.8281	22.0224	0.1943	32,983,645	6,408,722
	2nd F/N	18,364	18,205	20.4434	20.6219	0.1785	27,394,013	4,889,831
Nov-14	1st F/N	18,364	18,202	19.9562	20.1338	0.1776	(238,403)	(42,340)
	2nd F/N	18,364	18,203	17.2798	17.4326	0.1528	(195,865)	(29,928)
Dec-14	1st F/N	18,364	18,202	17.2798	17.4336	0.1538	(149,061)	(22,926)
	2nd F/N	18,364	18,202	15.2379	15.3735	0.1356	17,210,414	2,333,732
Jan-15	1st F/N	18,364	18,210	13.1100	13.2209	0.1109	41,863,866	4,642,703
	2nd F/N	18,364	18,206	11.9176	12.0210	0.1034	(182,487)	(18,869)
Feb-15	1st F/N	18,364	18,263	10.4270	10.4847	0.0577	239,701	13,831
	2nd F/N	18,364	18,299	9.8801	9.9152	0.0351	(180,265)	(6,327)
Mar-15	1st F/N	18,364	18,248	12.4894	12.5688	0.0794	(118,875)	(9,439)
	2nd F/N	18,364	18,286	13.7350	13.7936	0.0586	(134,354)	(7,873)
Apr-15	1st F/N	18,364	18,258	13.0844	13.1604	0.0760	20,418,974	1,551,842
	2nd F/N	18,364	18,218	11.6191	11.7122	0.0931	51,026,009	4,750,521
May-15	1st F/N	18,364	18,280	12.4452	12.5024	0.0572	47,888,465	2,739,220
	2nd F/N	18,364	18,219	12.7898	12.8916	0.1018	42,848,180	4,361,945
Jun-15	1st F/N	18,364	18,230	14.2028	14.3072	0.1044	42,795,384	4,467,838
	2nd F/N	18,364	18,233	14.5313	14.6357	0.1044	43,402,786	4,531,251
Total							560,532,972	73,748,911



		Reference CV	Revised CV	SPS Faisalabad Unit 1 to 2				
Month		(BTU/lb)	(BTU/lb)	FCC (Rs./kwh)	Revised FCC (Rs./kwh)	Diff: Rs.kwh	Unit Billed	Differential Amount (Rs.)
Aug-14	1st F/N	18,364	18,215	24.6372	24.8387	0.2015	11,049,000	2,226,373
	2nd F/N	-	-	-	-	-	10,297,000	-
Sep-14	1st F/N	18,364	18,202	24.4058	24.6230	0.2172	1,224,000	265,853
	2nd F/N	18,364	18,203	25.6510	25.8779	0.2269	-	-
Oct-14	1st F/N	-	-	-	-	-	-	-
	2nd F/N	-	-	-	-	-	-	-
Nov-14	1st F/N	-	-	-	-	-	-	-
	2nd F/N	-	-	-	-	-	-	-
Dec-14	1st F/N	-	-	-	-	-	-	-
	2nd F/N	-	-	-	-	-	-	-
Jan-15	1st F/N	-	-	-	-	-	-	-
	2nd F/N	18,364	18,206	25.6510	25.8736	0.2226	568,000	126,437
Feb-15	1st F/N	18,364	18,263	25.6510	25.7929	0.1419	6,827,000	968,751
	2nd F/N	-	-	-	-	-	-	-
Mar-15	1st F/N	-	-	-	-	-	-	-
	2nd F/N	-	-	-	-	-	-	-
Apr-15	1st F/N	-	-	-	-	-	-	-
	2nd F/N	-	-	-	-	-	-	-
May-15	1st F/N	-	-	-	-	-	-	-
	2nd F/N	-	-	-	-	-	-	-
Jun-15	1st F/N	-	-	-	-	-	-	-
	2nd F/N	18,364	18,233	25.6510	25.8353	0.1843	5,292,000	975,316
Total							35,257,000	4,562,730

Grand Total	4,346,578,168	511,172,507
-------------	---------------	-------------




## NORTHERN POWER GENERATION COMPANY LIMITED

## Calculation of CV Adjustmnet

		Reference CV	Revised CV	Unit No.1				
Month		(BTU/lb)	(BTU/lb)	FCC (Rs./kwh)	Revised FCC (Rs./kwh)	Diff: Rs.kwh	Unit Billed	Differential Amount (Rs.)
Jul-15	1st F/N	18,364	18,237	12.9148	13.0047	0.0899	51,291,391	4,612,990
	2nd F/N	18,364	18,263	12.4379	12.5067	0.0688	49,651,444	3,415,295
Aug-15	1st F/N	18,364	18,232	11.3501	11.4323	0.0822	38,919,158	3,198,179
	2nd F/N	18,364	18,218	10.9978	11.0859	0.0881	52,910,418	4,663,362
Sep-15	1st F/N	18,364	18,233	9.6114	9.6805	0.0691	55,047,495	3,801,346
	2nd F/N	18,364	18,225	8.9554	9.0237	0.0683	41,404,259	2,827,986
Oct-15	1st F/N	18,364	18,231	8.8558	8.9204	0.0646	58,796,814	3,798,593
	2nd F/N	18,364	18,256	8.8554	8.9078	0.0524	58,162,414	3,046,974
Nov-15	1st F/N	18,364	18,404	9.7177	9.6966	(0.0211)	30,183,568	(637,502)
	2nd F/N	18,364	18,230	9.1092	9.1762	0.0670	2,866,509	191,934
Dec-15	1st F/N	18,364	18,234	9.1092	9.1741	0.0649	(237,864)	(15,448)
	2nd F/N	18,364	18,340	8.5017	8.5128	0.0111	21,416,287	238,266
Jan-16	1st F/N	18,364	18,292	8.5017	8.5352	0.0335	52,415,325	1,754,023
	2nd F/N	18,364	18,333	6.6433	6.6545	0.0112	53,413,594	600,017
Feb-16	1st F/N	18,364	18,333	6.4477	6.4586	0.0109	42,085,624	458,846
	2nd F/N	18,364	18,304	5.8629	5.8821	0.0192	6,073,660	116,726
Mar-16	1st F/N	18,364	18,245	6.5480	6.5907	0.0427	6,362,002	271,710
	2nd F/N	18,364	18,225	6.0256	6.0716	0.0460	52,274,446	2,402,354
Apr-16	1st F/N	18,364	18,255	6.6155	6.6550	0.0395	20,560,099	812,143
	2nd F/N	18,364	18,291	6.9014	6.9289	0.0275	11,054,664	304,487
May-16	1st F/N	18,364	18,308	6.9014	6.9225	0.0211	31,470,509	664,336
	2nd F/N	18,364	18,246	7.7705	7.8208	0.0503	47,921,972	2,408,230
Jun-16	1st F/N	18,364	18,236	7.7705	7.8250	0.0545	53,611,817	2,924,084
	2nd F/N	18,364	18,231	8.5662	8.6287	0.0625	57,180,322	3,573,353
Total							894,835,927	45,432,284


		Reference CV	Revised CV	Unit No.2				
Month		(BTU/lb)	(BTU/lb)	FCC (Rs./kwh)	Revised FCC (Rs./kwh)	Diff: Rs.kwh	Unit Billed	Differential Amount (Rs.)
Jul-15	1st F/N	18,364	18,237	13.0898	13.1810	0.0912	40,817,474	3,720,741
	2nd F/N	18,364	18,263	12.6064	12.6761	0.0697	39,775,518	2,773,040
Aug-15	1st F/N	18,364	18,232	11.5038	11.5871	0.0833	41,082,849	3,421,697
	2nd F/N	18,364	18,218	11.1467	11.2360	0.0893	52,164,945	4,659,907
Sep-15	1st F/N	18,364	18,233	9.7416	9.8116	0.0700	46,952,813	3,286,284
	2nd F/N	18,364	18,225	9.0768	9.1460	0.0692	48,339,951	3,346,465
Oct-15	1st F/N	18,364	18,231	8.9757	9.0412	0.0655	45,787,041	2,998,141
	2nd F/N	18,364	18,256	8.9754	9.0285	0.0531	55,725,956	2,958,894
Nov-15	1st F/N	18,364	18,404	9.8494	9.8280	(0.0214)	28,640,552	(613,111)
	2nd F/N	18,364	18,230	9.3226	9.3911	0.0685	(173,448)	(11,886)
Dec-15	1st F/N	18,364	18,234	9.3226	9.3891	0.0665	(195,364)	(12,985)
	2nd F/N	18,364	18,340	8.6168	8.6281	0.0113	6,683,540	75,364
Jan-16	1st F/N	18,364	18,292	8.6168	8.6507	0.0339	47,404,725	1,607,826
	2nd F/N	18,364	18,333	6.7333	6.7447	0.0114	54,401,299	619,392
Feb-16	1st F/N	18,364	18,333	6.5351	6.5462	0.0111	37,221,521	411,315
	2nd F/N	18,364	18,304	5.9424	5.9619	0.0195	(116,952)	(2,278)
Mar-16	1st F/N	18,364	18,245	6.6367	6.6800	0.0433	341,899	14,800
	2nd F/N	18,364	18,225	6.1072	6.1538	0.0466	41,261,183	1,921,901
Apr-16	1st F/N	18,364	18,255	6.7051	6.7451	0.0400	24,009,024	961,224
	2nd F/N	18,364	18,291	6.9949	7.0228	0.0279	10,612,249	296,261
May-16	1st F/N	18,364	18,308	6.9949	7.0163	0.0214	31,424,513	672,353
	2nd F/N	18,364	18,246	7.8758	7.9267	0.0509	37,649,595	1,917,650
Jun-16	1st F/N	18,364	18,236	7.8758	7.9311	0.0553	49,120,816	2,715,443
	2nd F/N	18,364	18,231	8.6823	8.7456	0.0633	53,564,660	3,392,769
Total							792,496,359	41,131,205





		Reference CV	Revised CV	Unit No.3				
Month		(BTU/lb)	(BTU/lb)	FCC (Rs./kwh)	Revised FCC (Rs./kwh)	Diff: Rs.kwh	Unit Billed	Differential Amount (Rs.)
Jul-15	1st F/N	18,364	18,237	12.6372	12.7252	0.0880	42,774,538	3,764,320
	2nd F/N	18,364	18,263	12.1705	12.2378	0.0673	39,612,429	2,666,178
Aug-15	1st F/N	18,364	18,232	11.1061	11.1865	0.0804	50,628,543	4,070,958
	2nd F/N	18,364	18,218	10.7613	10.8475	0.0862	48,492,125	4,182,039
Sep-15	1st F/N	18,364	18,233	9.4047	9.4723	0.0676	51,196,361	3,459,371
	2nd F/N	18,364	18,225	8.7629	8.8297	0.0668	40,249,831	2,690,043
Oct-15	1st F/N	18,364	18,231	8.6654	8.7286	0.0632	57,118,875	3,610,850
	2nd F/N	18,364	18,256	8.6650	8.7163	0.0513	56,976,365	2,920,663
Nov-15	1st F/N	18,364	18,404	9.5088	9.4881	(0.0207)	31,359,088	(648,092)
	2nd F/N	18,364	18,230	8.9134	8.9789	0.0655	2,965,366	194,285
Dec-15	1st F/N	18,364	18,234	8.9134	8.9769	0.0635	(65,508)	(4,163)
	2nd F/N	18,364	18,340	8.3189	8.3298	0.0109	31,215,794	339,823
Jan-16	1st F/N	18,364	18,292	8.3189	8.3516	0.0327	50,757,562	1,662,027
	2nd F/N	18,364	18,333	6.5005	6.5115	0.0110	47,143,571	518,200
Feb-16	1st F/N	18,364	18,333	6.3091	6.3198	0.0107	46,337,590	494,344
	2nd F/N	18,364	18,304	5.7369	5.7557	0.0188	5,567,008	104,690
Mar-16	1st F/N	18,364	18,245	6.4072	6.4490	0.0418	3,300,729	137,937
	2nd F/N	18,364	18,225	5.8961	5.9411	0.0450	50,388,042	2,265,894
Apr-16	1st F/N	18,364	18,255	6.4732	6.5119	0.0387	(133,446)	(5,158)
	2nd F/N	-	-	-	-	-	-	-
May-16	1st F/N	18,364	18,308	6.7530	6.7737	0.0207	29,067,014	600,405
	2nd F/N	18,364	18,246	7.6035	7.6527	0.0492	46,337,659	2,278,568
Jun-16	1st F/N	18,364	18,236	7.6035	7.6569	0.0534	50,643,133	2,702,804
	2nd F/N	18,364	18,231	8.3821	8.4432	0.0611	45,224,268	2,765,448
Total							827,156,937	40,771,433


		Reference CV	Revised CV	Unit No.4				
Month		(BTU/lb)	(BTU/lb)	FCC (Rs./kwh)	Revised FCC (Rs./kwh)	Diff: Rs.kwh	Unit Billed	Differential Amount (Rs.)
Jul-15	1st F/N	18,364	18,237	12.6184	12.7063	0.0879	27,771,816	2,440,388
	2nd F/N	18,364	18,263	12.1524	12.2196	0.0672	9,622,633	646,704
Aug-15	1st F/N	18,364	18,232	11.0895	11.1698	0.0803	27,061,216	2,172,696
	2nd F/N	18,364	18,218	10.7453	10.8314	0.0861	39,724,014	3,420,770
Sep-15	1st F/N	18,364	18,233	9.3907	9.4582	0.0675	37,776,829	2,548,805
	2nd F/N	18,364	18,225	8.7499	8.8166	0.0667	5,638,592	376,289
Oct-15	1st F/N	18,364	18,231	8.6525	8.7156	0.0631	(275,581)	(17,395)
	2nd F/N	18,364	18,256	8.6521	8.7033	0.0512	(176,016)	(9,009)
Nov-15	1st F/N	18,364	18,404	9.4947	9.4741	(0.0206)	(123,775)	2,554
	2nd F/N	18,364	18,230	8.9001	8.9655	0.0654	(145,951)	(9,548)
Dec-15	1st F/N	18,364	18,234	8.9001	8.9636	0.0635	(402,600)	(25,546)
	2nd F/N	18,364	18,340	8.3065	8.3174	0.0109	33,516,896	364,329
Jan-16	1st F/N	18,364	18,292	8.3065	8.3392	0.0327	60,253,013	1,970,009
	2nd F/N	18,364	18,333	6.4908	6.5018	0.0110	74,292,703	815,403
Feb-16	1st F/N	18,364	18,333	6.2997	6.3104	0.0107	76,272,143	812,482
	2nd F/N	18,364	18,304	5.7283	5.7471	0.0188	9,653,713	181,270
Mar-16	1st F/N	18,364	18,245	6.3977	6.4394	0.0417	493,468	20,591
	2nd F/N	18,364	18,225	5.8873	5.9322	0.0449	54,378,218	2,441,678
Apr-16	1st F/N	18,364	18,255	6.4636	6.5022	0.0386	22,602,537	872,321
	2nd F/N	18,364	18,291	6.7429	6.7698	0.0269	16,983,351	457,041
May-16	1st F/N	18,364	18,308	6.7429	6.7635	0.0206	32,254,577	665,250
	2nd F/N	18,364	18,246	7.5922	7.6413	0.0491	43,132,221	2,117,794
Jun-16	1st F/N	18,364	18,236	7.5922	7.6455	0.0533	59,634,161	3,177,921
	2nd F/N	18,364	18,231	8.3696	8.4307	0.0611	70,397,620	4,298,370
Total							700,335,798	29,741,167



		Reference CV	Revised CV	Unit No.5				
Month		(BTU/lb)	(BTU/lb)	FCC (Rs./kwh)	Revised FCC (Rs./kwh)	Diff: Rs.kwh	Unit Billed	Differential Amount (Rs.)
Jul-15	1st F/N	18,364	18,237	13.4360	13.5296	0.0936	32,924,948	3,080,672
	2nd F/N	18,364	18,263	12.9399	13.0115	0.0716	11,926,380	853,471
Aug-15	1st F/N	18,364	18,232	11.8081	11.8936	0.0855	30,555,775	2,612,239
	2nd F/N	18,364	18,218	11.4416	11.5333	0.0917	43,808,462	4,016,955
Sep-15	1st F/N	18,364	18,233	9.9992	10.0710	0.0718	39,337,828	2,826,108
	2nd F/N	18,364	18,225	9.3168	9.3879	0.0711	12,962,028	921,058
Oct-15	1st F/N	18,364	18,231	9.2131	9.2803	0.0672	35,947,997	2,416,137
	2nd F/N	18,364	18,256	9.2128	9.2673	0.0545	38,395,255	2,092,605
Nov-15	1st F/N	18,364	18,404	10.1099	10.0879	(0.0220)	(108,172)	2,377
	2nd F/N	18,364	18,230	9.4768	9.5465	0.0697	(113,993)	(7,941)
Dec-15	1st F/N	18,364	18,234	9.4768	9.5444	0.0676	(61,808)	(4,176)
	2nd F/N	18,364	18,340	8.8447	8.8563	0.0116	(164,287)	(1,902)
Jan-16	1st F/N	18,364	18,292	8.8447	8.8795	0.0348	28,820,362	1,003,353
	2nd F/N	18,364	18,333	6.9114	6.9231	0.0117	34,949,483	408,446
Feb-16	1st F/N	18,364	18,333	6.7079	6.7192	0.0113	37,961,988	430,590
	2nd F/N	18,364	18,304	6.0995	6.1195	0.0200	5,563,193	111,230
Mar-16	1st F/N	18,364	18,245	6.8122	6.8566	0.0444	2,240,234	99,537
	2nd F/N	18,364	18,225	6.2688	6.3166	0.0478	42,451,934	2,029,687
Apr-16	1st F/N	18,364	18,255	6.8824	6.9235	0.0411	20,172,227	828,969
	2nd F/N	18,364	18,291	7.1799	7.2086	0.0287	8,600,671	246,454
May-16	1st F/N	18,364	18,308	7.1799	7.2019	0.0220	7,552,039	165,855
	2nd F/N	18,364	18,246	8.0841	8.1364	0.0523	38,463,513	2,010,921
Jun-16	1st F/N	18,364	18,236	8.0841	8.1408	0.0567	32,950,586	1,869,714
	2nd F/N	18,364	18,231	8.9119	8.9769	0.0650	38,286,790	2,489,204
Total							543,423,433	30,501,565

		Reference CV	Revised CV	Unit No.6				
Month		(BTU/lb)	(BTU/lb)	FCC (Rs./kwh)	Revised FCC (Rs./kwh)	Diff: Rs.kwh	Unit Billed	Differential Amount (Rs.)
Jul-15	1st F/N	18,364	18,237	13.8035	13.8996	0.0961	41,670,468	4,005,603
	2nd F/N	18,364	18,263	13.2938	13.3673	0.0735	15,934,099	1,171,456
Aug-15	1st F/N	18,364	18,232	12.1311	12.2189	0.0878	34,804,970	3,056,899
	2nd F/N	18,364	18,218	11.7545	11.8487	0.0942	42,398,077	3,993,949
Sep-15	1st F/N	18,364	18,233	10.2727	10.3465	0.0738	31,707,873	2,340,264
	2nd F/N	18,364	18,225	9.5717	9.6447	0.0730	28,164,630	2,056,082
Oct-15	1st F/N	18,364	18,231	9.4651	9.5342	0.0691	44,436,886	3,068,386
	2nd F/N	18,364	18,256	9.4648	9.5208	0.0560	22,828,221	1,278,208
Nov-15	1st F/N	18,364	18,404	10.3864	10.3638	(0.0226)	21,179,715	(478,116)
	2nd F/N	18,364	18,230	9.7361	9.8077	0.0716	(118,554)	(8,484)
Dec-15	1st F/N	18,364	18,234	9.7361	9.8055	0.0694	(247,230)	(17,161)
	2nd F/N	18,364	18,340	9.0867	9.0986	0.0119	19,351,238	230,105
Jan-16	1st F/N	18,364	18,292	9.0867	9.1225	0.0358	26,890,884	961,795
	2nd F/N	18,364	18,333	7.1004	7.1124	0.0120	29,224,478	350,879
Feb-16	1st F/N	18,364	18,333	6.8914	6.9031	0.0117	24,927,977	290,484
	2nd F/N	18,364	18,304	6.2664	6.2869	0.0205	4,099,703	84,212
Mar-16	1st F/N	18,364	18,245	6.9985	7.0441	0.0456	(136,328)	(6,223)
	2nd F/N	18,364	18,225	6.4402	6.4893	0.0491	(159,829)	(7,851)
Apr-16	1st F/N	18,364	18,255	7.0707	7.1129	0.0422	18,460,791	779,395
	2nd F/N	18,364	18,291	7.3763	7.4057	0.0294	16,133,644	474,959
May-16	1st F/N	18,364	18,308	7.3763	7.3989	0.0226	15,956,974	360,028
	2nd F/N	18,364	18,246	8.3052	8.3589	0.0537	19,144,553	1,028,276
Jun-16	1st F/N	18,364	18,236	8.3052	8.3635	0.0583	41,423,912	2,414,802
	2nd F/N	18,364	18,231	9.1557	9.2225	0.0668	43,941,678	2,935,008
Total							542,018,830	30,362,957


Grand Total	4,300,267,284	217,940,612
-------------	---------------	-------------



**NORTHERN POWER GENERATION COMPANY LIMITED**  
**Calculation of CV adjustmnet**


		Reference CV	Revised CV	Unit No.1				
Month		(BTU/lb)	(BTU/lb)	FCC (Rs./kwh)	Revised FCC (Rs./kwh)	Diff: Rs.kwh	Unit Billed	Differential Amount (Rs.)
Jul-16	1st F/N	18,364	18,226	9.0307	9.0991	0.0684	51,288,264	3,506,930
	2nd F/N	18,364	18,314	9.2782	9.3035	0.0253	56,608,369	1,433,941
Aug-16	1st F/N	18,364	18,297	9.3950	9.4294	0.0344	43,659,185	1,501,991
	2nd F/N	18,364	18,277	9.3257	9.3701	0.0444	51,687,635	2,294,470
Sep-16	1st F/N	18,364	18,282	8.8279	8.8675	0.0396	49,780,424	1,971,089
	2nd F/N	18,364	18,286	9.2291	9.2685	0.0394	54,376,959	2,140,672
Oct-16	1st F/N	18,364	18,248	9.6459	9.7072	0.0613	55,873,044	3,426,004
	2nd F/N	18,364	18,372	9.7147	9.7105	(0.0042)	53,027,249	(224,317)
Nov-16	1st F/N	18,364	18,366	10.2852	10.2841	(0.0011)	1,347,688	(1,509)
	2nd F/N	18,364	18,384	10.6777	10.6661	(0.0116)	(337,920)	3,925
Dec-16	1st F/N	18,364	18,290	10.7802	10.8238	0.0436	3,761,761	164,073
	2nd F/N	18,364	18,249	10.4905	10.5566	0.0661	42,830,142	2,831,421
Jan-17	1st F/N	18,364	18,244	10.4337	10.5023	0.0686	47,447,758	3,256,231
	2nd F/N	18,364	18,234	11.4095	11.4908	0.0813	37,812,709	3,075,855
Feb-17	1st F/N	18,364	18,238	12.2612	12.3459	0.0847	33,364,521	2,826,254
	2nd F/N	18,364	18,221	12.2740	12.3703	0.0963	(184,272)	(17,750)
Mar-17	1st F/N	18,364	18,217	12.2740	12.3730	0.0990	22,618,455	2,240,214
	2nd F/N	18,364	18,224	11.9496	12.0414	0.0918	57,010,671	5,233,520
Apr-17	1st F/N	18,364	18,224	11.9387	12.0304	0.0917	53,658,166	4,921,270
	2nd F/N	18,364	18,228	11.9387	12.0278	0.0891	52,939,951	4,715,638
May-17	1st F/N	18,364	18,230	11.0270	11.1081	0.0811	57,146,505	4,631,964
	2nd F/N	18,364	18,248	11.5236	11.5969	0.0733	47,584,705	3,485,766
Jun-17	1st F/N	18,364	18,260	11.1011	11.1643	0.0632	50,727,090	3,207,292
	2nd F/N	18,364	18,268	11.3221	11.3816	0.0595	42,056,077	2,502,280
Total							966,085,136	59,127,223

		Reference CV	Revised CV	Unit No.2				
Month		(BTU/lb)	(BTU/lb)	FCC (Rs./kwh)	Revised FCC (Rs./kwh)	Diff: Rs.kwh	Unit Billed	Differential Amount (Rs.)
Jul-16	1st F/N	18,364	18,226	9.1530	9.2223	0.0693	50,800,819	3,520,642
	2nd F/N	18,364	18,314	9.4039	9.4296	0.0257	54,745,060	1,405,529
Aug-16	1st F/N	18,364	18,297	9.5222	9.5571	0.0349	41,166,825	1,435,422
	2nd F/N	18,364	18,277	9.4520	9.4970	0.0450	48,958,192	2,202,741
Sep-16	1st F/N	18,364	18,282	8.9474	8.9875	0.0401	38,788,858	1,556,661
	2nd F/N	18,364	18,286	9.3542	9.3941	0.0399	44,700,739	1,783,599
Oct-16	1st F/N	18,364	18,248	9.7766	9.8387	0.0621	55,529,103	3,451,050
	2nd F/N	18,364	18,372	9.8463	9.8420	(0.0043)	53,270,154	(228,397)
Nov-16	1st F/N	18,364	18,366	10.4246	10.4235	(0.0011)	7,140,105	(8,105)
	2nd F/N	18,364	18,384	10.8224	10.8106	(0.0118)	5,772,256	(67,961)
Dec-16	1st F/N	18,364	18,290	10.9263	10.9705	0.0442	44,600,528	1,971,656
	2nd F/N	18,364	18,249	10.6326	10.6996	0.0670	43,399,136	2,907,899
Jan-17	1st F/N	18,364	18,244	10.5750	10.6446	0.0696	44,587,142	3,101,353
	2nd F/N	18,364	18,234	11.5641	11.6465	0.0824	43,751,115	3,607,135
Feb-17	1st F/N	18,364	18,238	12.4273	12.5132	0.0859	(165,473)	(14,207)
	2nd F/N	18,364	18,221	12.4402	12.5378	0.0976	(103,488)	(10,104)
Mar-17	1st F/N	18,364	18,217	12.4402	12.5406	0.1004	13,459,199	1,351,099
	2nd F/N	18,364	18,224	12.1115	12.2045	0.0930	51,237,340	4,767,260
Apr-17	1st F/N	18,364	18,224	12.1004	12.1934	0.0930	53,518,569	4,974,948
	2nd F/N	18,364	18,228	12.1004	12.1907	0.0903	45,395,231	4,098,358
May-17	1st F/N	18,364	18,230	11.1763	11.2585	0.0822	56,109,886	4,609,519
	2nd F/N	18,364	18,248	11.6797	11.7539	0.0742	50,915,203	3,780,262
Jun-17	1st F/N	18,364	18,260	11.2515	11.3156	0.0641	46,597,692	2,986,121
	2nd F/N	18,364	18,268	11.4755	11.5358	0.0603	32,486,256	1,959,077
Total							926,660,447	55,141,555




		Reference CV	Revised CV	Unit No.3				
Month		(BTU/lb)	(BTU/lb)	FCC (Rs./kwh)	Revised FCC (Rs./kwh)	Diff: Rs.kwh	Unit Billed	Differential Amount (Rs.)
Jul-16	1st F/N	18,364	18,226	8.8365	8.9034	0.0669	43,543,516	2,913,342
	2nd F/N	18,364	18,314	9.0787	9.1035	0.0248	48,215,076	1,195,070
Aug-16	1st F/N	18,364	18,297	9.1930	9.2267	0.0337	31,859,337	1,072,479
	2nd F/N	18,364	18,277	9.1252	9.1686	0.0434	35,128,448	1,525,864
Sep-16	1st F/N	18,364	18,282	8.6381	8.6768	0.0387	44,158,010	1,710,873
	2nd F/N	18,364	18,286	9.0307	9.0692	0.0385	42,745,915	1,646,614
Oct-16	1st F/N	18,364	18,248	9.4386	9.4986	0.0600	43,512,516	2,610,745
	2nd F/N	18,364	18,372	9.5058	9.5017	(0.0041)	52,926,557	(219,077)
Nov-16	1st F/N	18,364	18,366	10.0641	10.0630	(0.0011)	10,166,045	(11,141)
	2nd F/N	18,364	18,384	10.4482	10.4368	(0.0114)	41,509,791	(471,826)
Dec-16	1st F/N	18,364	18,290	10.5485	10.5912	0.0427	22,592,992	964,234
	2nd F/N	18,364	18,249	10.2650	10.3297	0.0647	50,454,902	3,263,782
Jan-17	1st F/N	18,364	18,244	10.2094	10.2766	0.0672	40,440,860	2,715,700
	2nd F/N	18,364	18,234	11.1642	11.2438	0.0796	45,476,547	3,619,733
Feb-17	1st F/N	18,364	18,238	11.9976	12.0805	0.0829	17,081,138	1,415,808
	2nd F/N	18,364	18,221	12.0101	12.1044	0.0943	(55,704)	(5,250)
Mar-17	1st F/N	18,364	18,217	12.0101	12.1070	0.0969	17,413,605	1,687,624
	2nd F/N	18,364	18,224	11.6927	11.7825	0.0898	51,496,608	4,625,703
Apr-17	1st F/N	18,364	18,224	11.6820	11.7717	0.0897	(86,429)	(7,756)
	2nd F/N	18,364	18,228	11.6820	11.7692	0.0872	17,140,853	1,493,996
May-17	1st F/N	18,364	18,230	10.7899	10.8692	0.0793	58,769,429	4,661,085
	2nd F/N	18,364	18,248	11.2758	11.3475	0.0717	56,610,804	4,057,788
Jun-17	1st F/N	18,364	18,260	10.8624	10.9243	0.0619	58,033,646	3,590,362
	2nd F/N	18,364	18,268	11.0787	11.1369	0.0582	42,799,259	2,491,755
Total							871,933,721	46,547,507

		Reference CV	Revised CV	Unit No.4				
Month		(BTU/lb)	(BTU/lb)	FCC (Rs./kwh)	Revised FCC (Rs./kwh)	Diff: Rs.kwh	Unit Billed	Differential Amount (Rs.)
Jul-16	1st F/N	18,364	18,226	8.8234	8.8902	0.0668	56,361,731	3,765,373
	2nd F/N	18,364	18,314	9.0652	9.0899	0.0247	59,103,033	1,462,763
Aug-16	1st F/N	18,364	18,297	9.1793	9.2129	0.0336	68,743,908	2,310,674
	2nd F/N	18,364	18,277	9.1116	9.1550	0.0434	52,753,107	2,288,005
Sep-16	1st F/N	18,364	18,282	8.6252	8.6639	0.0387	62,086,158	2,401,895
	2nd F/N	18,364	18,286	9.0173	9.0558	0.0385	73,380,006	2,822,475
Oct-16	1st F/N	18,364	18,248	9.4245	9.4844	0.0599	(533,808)	(31,981)
	2nd F/N	18,364	18,372	9.4917	9.4876	(0.0041)	2,486,407	(10,277)
Nov-16	1st F/N	18,364	18,366	10.0491	10.0480	(0.0011)	20,576,309	(22,517)
	2nd F/N	18,364	18,384	10.4326	10.4213	(0.0113)	62,903,343	(713,931)
Dec-16	1st F/N	18,364	18,290	10.5328	10.5754	0.0426	28,185,092	1,201,106
	2nd F/N	18,364	18,249	10.2497	10.3143	0.0646	69,901,451	4,514,983
Jan-17	1st F/N	18,364	18,244	10.1942	10.2613	0.0671	45,409,997	3,044,849
	2nd F/N	18,364	18,234	11.1476	11.2271	0.0795	59,659,172	4,741,546
Feb-17	1st F/N	18,364	18,238	11.9798	12.0626	0.0828	52,976,868	4,384,592
	2nd F/N	18,364	18,221	11.9922	12.0863	0.0941	(170,280)	(16,026)
Mar-17	1st F/N	18,364	18,217	11.9922	12.0890	0.0968	22,783,115	2,204,715
	2nd F/N	18,364	18,224	11.6753	11.7650	0.0897	76,027,682	6,819,054
Apr-17	1st F/N	18,364	18,224	11.6646	11.7542	0.0896	55,892,569	5,008,507
	2nd F/N	18,364	18,228	11.6646	11.7516	0.0870	59,698,770	5,195,593
May-17	1st F/N	18,364	18,230	10.7738	10.8530	0.0792	48,717,246	3,858,067
	2nd F/N	18,364	18,248	11.2591	11.3307	0.0716	71,500,334	5,117,460
Jun-17	1st F/N	18,364	18,260	10.8462	10.9080	0.0618	61,569,128	3,803,410
	2nd F/N	18,364	18,268	11.0622	11.1203	0.0581	40,256,646	2,340,234
Total							1,150,267,984	66,490,572



		Reference CV	Revised CV	Unit No.5				
Month		(BTU/lb)	(BTU/lb)	FCC (Rs./kwh)	Revised FCC (Rs./kwh)	Diff: Rs.kwh	Unit Billed	Differential Amount (Rs.)
Jul-16	1st F/N	18,364	18,226	9.3951	9.4662	0.0711	32,076,603	2,281,800
	2nd F/N	18,364	18,314	9.6526	9.6790	0.0264	22,299,087	587,649
Aug-16	1st F/N	18,364	18,297	9.7741	9.8099	0.0358	37,096,446	1,327,712
	2nd F/N	18,364	18,277	9.7021	9.7483	0.0462	28,829,388	1,331,421
Sep-16	1st F/N	18,364	18,282	9.1841	9.2253	0.0412	29,957,093	1,234,032
	2nd F/N	18,364	18,286	9.6016	9.6426	0.0410	37,602,593	1,540,059
Oct-16	1st F/N	18,364	18,248	10.3520	10.4178	0.0658	40,288,722	2,651,249
	2nd F/N	18,364	18,372	10.1067	10.1023	(0.0044)	35,627,079	(156,792)
Nov-16	1st F/N	18,364	18,366	10.7003	10.6991	(0.0012)	(133,053)	155
	2nd F/N	18,364	18,384	11.1086	11.0965	(0.0121)	(124,580)	1,506
Dec-16	1st F/N	18,364	18,290	11.2153	11.2607	0.0454	(199,368)	(9,047)
	2nd F/N	18,364	18,249	10.9139	10.9827	0.0688	30,363,826	2,088,311
Jan-17	1st F/N	18,364	18,244	10.8548	10.9262	0.0714	33,615,000	2,400,027
	2nd F/N	18,364	18,234	11.8699	11.9545	0.0846	25,477,698	2,156,099
Feb-17	1st F/N	18,364	18,238	12.7560	12.8441	0.0881	(143,821)	(12,674)
	2nd F/N	18,364	18,221	12.7693	12.8695	0.1002	(108,780)	(10,901)
Mar-17	1st F/N	18,364	18,217	12.7693	12.8723	0.1030	(121,274)	(12,496)
	2nd F/N	18,364	18,224	12.4318	12.5273	0.0955	36,309,396	3,467,667
Apr-17	1st F/N	18,364	18,224	12.4205	12.5159	0.0954	44,696,045	4,264,739
	2nd F/N	18,364	18,228	12.4205	12.5132	0.0927	40,873,352	3,787,732
May-17	1st F/N	18,364	18,230	11.4720	11.5563	0.0843	39,658,140	3,344,180
	2nd F/N	18,364	18,248	11.9886	12.0648	0.0762	49,163,143	3,746,716
Jun-17	1st F/N	18,364	18,260	11.5491	11.6149	0.0658	47,491,712	3,123,910
	2nd F/N	18,364	18,268	11.7790	11.8409	0.0619	29,871,840	1,849,058
Total							640,466,287	40,982,112

		Reference CV	Revised CV	Unit No.6				
Month		(BTU/lb)	(BTU/lb)	FCC (Rs./kwh)	Revised FCC (Rs./kwh)	Diff: Rs.kwh	Unit Billed	Differential Amount (Rs.)
Jul-16	1st F/N	18,364	18,226	9.6521	9.7252	0.0731	33,621,238	2,457,102
	2nd F/N	18,364	18,314	9.9167	9.9438	0.0271	37,354,399	1,011,337
Aug-16	1st F/N	18,364	18,297	10.0414	10.0782	0.0368	43,149,235	1,586,581
	2nd F/N	18,364	18,277	9.9674	10.0148	0.0474	31,262,409	1,483,265
Sep-16	1st F/N	18,364	18,282	9.4353	9.4776	0.0423	25,611,559	1,083,882
	2nd F/N	18,364	18,286	9.8642	9.9063	0.0421	31,231,511	1,314,107
Oct-16	1st F/N	18,364	18,248	10.3097	10.3752	0.0655	43,002,014	2,818,237
	2nd F/N	18,364	18,372	10.3832	10.3787	(0.0045)	35,146,072	(158,906)
Nov-16	1st F/N	18,364	18,366	10.9930	10.9918	(0.0012)	(133,053)	159
	2nd F/N	18,364	18,384	11.4125	11.4001	(0.0124)	(124,580)	1,547
Dec-16	1st F/N	18,364	18,290	11.5220	11.5686	0.0466	4,582,653	213,630
	2nd F/N	18,364	18,249	11.2124	11.2831	0.0707	38,566,967	2,725,040
Jan-17	1st F/N	18,364	18,244	11.1517	11.2251	0.0734	23,061,092	1,691,539
	2nd F/N	18,364	18,234	12.1946	12.2815	0.0869	16,005,885	1,391,582
Feb-17	1st F/N	18,364	18,238	13.1049	13.1954	0.0905	(143,821)	(13,021)
	2nd F/N	18,364	18,221	13.1186	13.2216	0.1030	(108,780)	(11,200)
Mar-17	1st F/N	18,364	18,217	13.1186	13.2245	0.1059	(121,274)	(12,838)
	2nd F/N	18,364	18,224	12.7719	12.8700	0.0981	3,982,481	390,745
Apr-17	1st F/N	18,364	18,224	12.7602	12.8582	0.0980	43,865,452	4,299,960
	2nd F/N	18,364	18,228	12.7602	12.8554	0.0952	44,335,102	4,220,900
May-17	1st F/N	18,364	18,230	11.7857	11.8723	0.0866	48,455,040	4,197,710
	2nd F/N	18,364	18,248	12.3165	12.3948	0.0783	39,050,011	3,057,392
Jun-17	1st F/N	18,364	18,260	11.8650	11.9326	0.0676	37,140,651	2,509,862
	2nd F/N	18,364	18,268	12.1012	12.1648	0.0636	25,928,321	1,648,857
Total							604,720,584	37,907,470



		Reference CV	Revised CV	SPS Faisalabad Units 1-2				
Month		(BTU/lb)	(BTU/lb)	FCC (Rs./kwh)	Revised FCC (Rs./kwh)	Diff: Rs.kwh	Unit Billed	Differential Amount (Rs.)
Oct-16	1st F/N	18,364	18,248	17.1520	17.2610	0.1090	9,756,000	1,063,725
	2nd F/N	18,364	18,372	17.1520	17.1445	(0.0075)	7,645,000	(57,099)
Mar-17	1st F/N	18,364	18,217	17.1520	17.2904	0.1384	7,171,000	992,510
	2nd F/N	18,364	18,224	17.1520	17.2838	0.1318	8,072,000	1,063,605
Apr-17	1st F/N	18,364	18,224	15.7194	15.8402	0.1208	6,258,000	755,711
	2nd F/N	18,364	-	-	-	-	-	-
May-17	1st F/N	18,364	18,230	15.7194	15.8349	0.1155	6,531,000	754,630
	2nd F/N	-	-	-	-	-	-	-
Total							45,433,000	4,573,082

Grand Total	5,205,567,159	310,769,521
-------------	---------------	-------------

