



National Electric Power Regulatory Authority Islamic Republic of Pakistan

NEPRA Tower, Attaturk Avenue (East), G-5/1, Islamabad
Ph: +92-51-9206500, Fax: +92-51-2600026
Web: www.nepra.org.pk, E-mail: registrar@nepra.org.pk

No. NEPRA/TRF-304/MPGCL-2015/6972-6974
April 25, 2019

Subject: **Decision of the Authority in the matter of Adjustment of Calorific Value for Northern Power Generation Co. Ltd. (MPGCL) - (Case No. NEPRA/TRF-304/MPGCL-2015)**


Dear Sir,

Please find enclosed herewith the subject decision of the Authority (5 pages) in the matter of adjustment of Calorific Value for the period 1st July 2017 to 30th June 2018 in respect of Northern Power Generation Company Ltd. in Case No. NEPRA/TRF-304/MPGCL-2015.

2. The decision is being intimated to the Federal Government for the purpose of notification of adjustment in the approved tariff through the official Gazette pursuant to Section 31 (7) of the Regulation of Generation, Transmission and Distribution of Electric Power Act, 1997.

3. Order of the Authority along with Annex-I shall be notified in the official Gazette.

Enclosure: As above


25 04 19
(Syed Safeer Hussain)

Secretary,
Ministry of Energy (Power Division),
'A' Block, Pak Secretariat
Government of Pakistan
Islamabad.

CC:

1. Secretary, Cabinet Division, Cabinet Secretariat, Islamabad
2. Secretary, Ministry of Finance, 'Q' Block, Pak Secretariat, Islamabad.

**DECISION OF THE AUTHORITY IN THE MATTER OF ADJUSTMENT OF
CALORIFIC VALUE FOR NORTHERN POWER GENERATION COMPANY LIMITED.**

1. Pursuant to the Decision of the Authority dated 19th October 2016, notified vide S.R.O.702(1)/2017 dated July 21, 2017, the Northern Power Generation Company Limited (NPGCL) is required to maintain and submit a record of Calorific Value (CV) of furnace oil for adjustment of CV with respect to reference CV of 18,364 Btu/lb, duly supported with the copies of test reports.
2. Accordingly, NPGCL submitted the unit wise CV of furnace oil test reports certified by the fuel supplier i.e. PSO for the period 1st July 2017 to 30th June 2018 along with calculation. NPGCL calculated an amount of Rs. 265,146,669/- receivable from the Central Power Purchasing Agency (Guarantee) Limited (CPPA-G) i.e. power purchaser.
3. The information was analyzed in the light of the documentary evidence provided by NPGCL and the actual receivable by NPGCL from the power purchaser work out to be Rs. 264,703,740/-. The difference between requested and work out amount of Rs. 442,929/- is due to not application of actual CV on electricity unit imported by NPGCL.
4. The Authority has decided to approve Rs. 264,703,740/- receivable amount by NPGCL from the power purchaser on account of adjustment of actual CV. The detailed calculations are attached as **Annex-I**.


Order


5. The Central Power Purchasing Agency (Guarantee) Limited is directed to pay **Rs. 264,703,740** (Two Hundred Sixty-four Million Seven Hundred Three Thousand and Seven Hundred forty Rupees) to NPGCL on account of adjustment of CV for the period 1st July 2017 to 30th June 2018.
6. The above order of the Authority along with Annex-I shall be notified in the official





Gazette in accordance with the provision of Section 31(7) of the Regulation of Generation, Transmission and Distribution of Electric Power Act 1997.


Authority


Saif Ullah Chattha
Member 19.4.2019


Rafique Ahmed Shaikh
Member


Rehmatullah Baloch
Vice Chairman


25.04.19



NORTHERN POWER GENERATION COMPANY LIMITED
Calculation of CV adjustment

Month		Reference CV	Revised CV	Unit No.1				
		(BTU/lb)	(BTU/lb)	FCC (Rs./kwh)	Revised FCC (Rs./kwh)	Diff: Rs./kwh	Unit Billed	Differential Amount (Rs.)
Jul-17	1st F/N	18,364	18,268	11.4480	11.5082	0.0602	29,793,929	1,793,595
	2nd F/N	18,364	18,222	11.0284	11.1143	0.0859	51,448,939	4,419,464
Aug-17	1st F/N	18,364	18,244	11.2258	11.2996	0.0738	39,218,206	2,894,304
	2nd F/N	18,364	18,221	11.3944	11.4838	0.0894	49,304,969	4,407,864
Sep-17	1st F/N	18,364	18,224	11.7272	11.8173	0.0901	29,856,057	2,690,031
	2nd F/N	18,364	18,234	11.4301	11.5116	0.0815	45,732,587	3,727,206
Oct-17	1st F/N	18,364	18,208	11.4623	11.5605	0.0982	48,307,390	4,743,786
	2nd F/N	18,364	18,226	11.8135	11.9029	0.0894	41,953,141	3,750,611
Nov-17	1st F/N	-	-	-	-	-	-	-
	2nd F/N	-	-	-	-	-	-	-
Dec-17	1st F/N	18,364	18,219	12.1728	12.2697	0.0969	(161,040)	(15,605)
	2nd F/N	18,364	18,219	12.1728	12.2697	0.0969	17,201,867	1,666,861
Jan-18	1st F/N	18,364	18,219	12.1728	12.2697	0.0969	31,685,552	3,070,330
	2nd F/N	18,364	18,219	12.1728	12.2697	0.0969	(163,944)	(15,886)
Feb-18	1st F/N	-	-	-	-	-	-	-
	2nd F/N	-	-	-	-	-	-	-
Mar-18	1st F/N	18,364	18,219	12.1728	12.2697	0.0969	12,108,706	1,173,334
	2nd F/N	18,364	18,219	12.1728	12.2697	0.0969	22,616,639	2,191,552
Apr-18	1st F/N	18,364	18,219	13.5817	13.6898	0.1081	29,760,600	3,217,121
	2nd F/N	18,364	18,219	13.5817	13.6898	0.1081	(224,136)	(24,229)
May-18	1st F/N	18,364	18,219	13.5817	13.6898	0.1081	9,620,142	1,039,937
	2nd F/N	18,364	18,227	15.6857	15.8036	0.1179	45,195,905	5,328,597
Jun-18	1st F/N	18,364	18,238	16.3679	16.4810	0.1131	19,564,165	2,212,707
	2nd F/N	18,364	18,235	17.5701	17.6944	0.1243	(219,120)	(27,237)
Total							522,600,554	48,244,342

Month		Reference CV	Revised CV	Unit No.2				
		(BTU/lb)	(BTU/lb)	FCC (Rs./kwh)	Revised FCC (Rs./kwh)	Diff: Rs./kwh	Unit Billed	Differential Amount (Rs.)
Jul-17	1st F/N	18,364	18,268	11.6031	11.6641	0.0610	45,126,093	2,752,692
	2nd F/N	18,364	18,222	11.1778	11.2649	0.0871	41,261,552	3,593,881
Aug-17	1st F/N	18,364	18,244	11.3779	11.4527	0.0748	47,758,925	3,572,368
	2nd F/N	18,364	18,221	11.5487	11.6393	0.0906	48,135,148	4,361,044
Sep-17	1st F/N	18,364	18,224	11.8860	11.9773	0.0913	32,495,183	2,966,810
	2nd F/N	18,364	18,234	11.5849	11.6675	0.0826	32,880,755	2,715,950
Oct-17	1st F/N	18,364	18,208	11.6176	11.7171	0.0995	45,902,843	4,567,333
	2nd F/N	18,364	18,226	11.9735	12.0642	0.0907	42,027,965	3,811,936
Nov-17	1st F/N	-	-	-	-	-	-	-
	2nd F/N	-	-	-	-	-	-	-
Dec-17	1st F/N	18,364	18,219	12.3377	12.4359	0.0982	(148,368)	(14,570)
	2nd F/N	18,364	18,219	12.3377	12.4359	0.0982	23,479,276	2,305,665
Jan-18	1st F/N	18,364	18,219	12.3377	12.4359	0.0982	31,680,943	3,111,069
	2nd F/N	18,364	18,219	12.3377	12.4359	0.0982	(69,168)	(6,792)
Feb-18	1st F/N	-	-	-	-	-	-	-
	2nd F/N	-	-	-	-	-	-	-
Mar-18	1st F/N	18,364	18,219	12.3377	12.4359	0.0982	20,010,112	1,964,993
	2nd F/N	18,364	18,219	12.3377	12.4359	0.0982	19,490,085	1,913,926
Apr-18	1st F/N	18,364	18,219	13.7657	13.8753	0.1096	27,703,904	3,036,348
	2nd F/N	18,364	18,219	13.7657	13.8753	0.1096	(41,976)	(4,601)
May-18	1st F/N	18,364	18,219	13.7657	13.8753	0.1096	9,603,403	1,052,533
	2nd F/N	18,364	18,227	15.8981	16.0176	0.1195	45,870,408	5,481,514
Jun-18	1st F/N	18,364	18,238	16.5896	16.7042	0.1146	19,856,246	2,275,526
	2nd F/N	18,364	18,235	17.8081	17.9341	0.1260	(43,032)	(5,422)
Total							532,980,297	49,452,203



		Reference CV	Revised CV	Unit No.3				
Month		(BTU/lb)	(BTU/lb)	FCC (Rs./kwh)	Revised FCC (Rs./kwh)	Diff: Rs./kwh	Unit Billed	Differential Amount (Rs.)
Jul-17	1st F/N	18,364	18,268	11.2019	11.2608	0.0589	49,039,081	2,888,402
	2nd F/N	18,364	18,222	10.7913	10.8754	0.0841	49,258,379	4,142,630
Aug-17	1st F/N	18,364	18,244	10.9845	11.0568	0.0723	55,368,760	4,003,161
	2nd F/N	18,364	18,221	11.1494	11.2369	0.0875	49,949,359	4,370,569
Sep-17	1st F/N	18,364	18,224	11.4751	11.5633	0.0882	30,559,198	2,695,321
	2nd F/N	18,364	18,234	11.1843	11.2640	0.0797	47,539,953	3,788,934
Oct-17	1st F/N	18,364	18,208	11.2159	11.3120	0.0961	49,028,680	4,711,656
	2nd F/N	18,364	18,226	11.5595	11.6470	0.0875	48,847,716	4,274,175
Nov-17	1st F/N	-	-	-	-	-	-	-
	2nd F/N	-	-	-	-	-	-	-
Dec-17	1st F/N	18,364	18,219	11.9111	12.0059	0.0948	1,349,924	127,973
	2nd F/N	18,364	18,219	11.9111	12.0059	0.0948	31,303,451	2,967,567
Jan-18	1st F/N	18,364	18,219	11.9111	12.0059	0.0948	23,867,750	2,262,663
	2nd F/N	18,364	18,219	11.9111	12.0059	0.0948	(28,512)	(2,703)
Feb-18	1st F/N	-	-	-	-	-	-	-
	2nd F/N	-	-	-	-	-	-	-
Mar-18	1st F/N	18,364	18,219	11.9111	12.0059	0.0948	659,377	62,509
	2nd F/N	18,364	18,219	11.9111	12.0059	0.0948	8,699,293	824,693
Apr-18	1st F/N	18,364	18,219	13.2897	13.3955	0.1058	35,219,453	3,726,218
	2nd F/N	18,364	18,219	13.2897	13.3955	0.1058	4,472,381	473,178
May-18	1st F/N	18,364	18,219	13.2897	13.3955	0.1058	20,879,669	2,209,069
	2nd F/N	18,364	18,227	15.3484	15.4638	0.1154	46,445,316	5,359,789
Jun-18	1st F/N	18,364	18,238	16.0160	16.1266	0.1106	18,495,020	2,045,549
	2nd F/N	18,364	18,235	17.1924	17.3140	0.1216	1,195,099	145,324
Total							572,149,347	51,076,678

		Reference CV	Revised CV	Unit No.4				
Month		(BTU/lb)	(BTU/lb)	FCC (Rs./kwh)	Revised FCC (Rs./kwh)	Diff: Rs./kwh	Unit Billed	Differential Amount (Rs.)
Jul-17	1st F/N	18,364	18,268	11.1852	11.2440	0.0588	59,308,744	3,487,354
	2nd F/N	18,364	18,222	10.7753	10.8593	0.0840	71,266,502	5,986,386
Aug-17	1st F/N	18,364	18,244	10.9681	11.0402	0.0721	61,944,955	4,466,231
	2nd F/N	18,364	18,221	11.1328	11.2202	0.0874	44,583,048	3,896,558
Sep-17	1st F/N	18,364	18,224	11.4580	11.5460	0.0880	41,185,774	3,624,348
	2nd F/N	18,364	18,234	11.1677	11.2473	0.0796	(373,032)	(29,693)
Oct-17	1st F/N	18,364	18,208	11.1992	11.2952	0.0960	28,473	2,733
	2nd F/N	18,364	18,226	11.5423	11.6297	0.0874	58,731,351	5,133,120
Nov-17	1st F/N	-	-	-	-	-	-	-
	2nd F/N	-	-	-	-	-	-	-
Dec-17	1st F/N	-	-	-	-	-	-	-
	2nd F/N	18,364	18,219	11.8934	11.9881	0.0947	41,163,920	3,898,223
Jan-18	1st F/N	18,364	18,219	11.8934	11.9881	0.0947	67,215,373	6,365,296
	2nd F/N	18,364	18,219	11.8934	11.9881	0.0947	(179,784)	(17,026)
Feb-18	1st F/N	-	-	-	-	-	-	-
	2nd F/N	-	-	-	-	-	-	-
Mar-18	1st F/N	18,364	18,219	11.8934	11.9881	0.0947	34,210,287	3,239,714
	2nd F/N	18,364	18,219	11.8934	11.9881	0.0947	35,415,437	3,353,842
Apr-18	1st F/N	18,364	18,219	13.2699	13.3755	0.1056	38,351,973	4,049,968
	2nd F/N	18,364	18,219	13.2699	13.3755	0.1056	7,207,232	761,084
May-18	1st F/N	18,364	18,219	13.2699	13.3755	0.1056	20,038,910	2,116,109
	2nd F/N	18,364	18,227	15.3256	15.4408	0.1152	61,903,732	7,131,310
Jun-18	1st F/N	18,364	18,238	15.9921	16.1026	0.1105	41,191,793	4,551,693
	2nd F/N	18,364	18,235	17.1668	17.2882	0.1214	(79,935)	(9,704)
Total							683,114,753	62,007,548



		Reference CV	Revised CV	Unit No.5				
Month		(BTU/lb)	(BTU/lb)	FCC (Rs./kwh)	Revised FCC (Rs./kwh)	Diff: Rs./kwh	Unit Billed	Differential Amount (Rs.)
Jul-17	1st F/N	18,364	18,268	11.9100	11.9726	0.0626	34,448,684	2,156,488
	2nd F/N	18,364	18,222	11.4735	11.5629	0.0894	45,764,928	4,091,385
Aug-17	1st F/N	18,364	18,244	11.6789	11.7557	0.0768	31,430,157	2,413,836
	2nd F/N	18,364	18,221	11.8542	11.9472	0.0930	43,126,940	4,010,805
Sep-17	1st F/N	18,364	18,224	12.2004	12.2941	0.0937	24,271,543	2,274,244
	2nd F/N	18,364	18,234	11.8913	11.9761	0.0848	16,021,081	1,358,588
Oct-17	1st F/N	18,364	18,208	11.9249	12.0271	0.1022	(171,329)	(17,510)
	2nd F/N	18,364	18,226	12.2902	12.3833	0.0931	(190,019)	(17,691)
Nov-17	1st F/N	-	-	-	-	-	-	-
	2nd F/N	-	-	-	-	-	-	-
Dec-17	1st F/N	18,364	18,219	12.6641	12.7649	0.1008	(111,598)	(11,249)
	2nd F/N	18,364	18,219	12.6641	12.7649	0.1008	6,521,141	657,331
Jan-18	1st F/N	18,364	18,219	12.6641	12.7649	0.1008	5,256,523	529,858
	2nd F/N	18,364	18,219	12.6641	12.7649	0.1008	(142,606)	(14,375)
Feb-18	1st F/N	-	-	-	-	-	-	-
	2nd F/N	-	-	-	-	-	-	-
Mar-18	1st F/N	18,364	18,219	12.6641	12.7649	0.1008	16,090,530	1,621,925
	2nd F/N	18,364	18,219	12.6641	12.7649	0.1008	16,779,248	1,691,348
Apr-18	1st F/N	18,364	18,219	14.1298	14.2423	0.1125	15,529,491	1,747,068
	2nd F/N	18,364	18,219	14.1298	14.2423	0.1125	(128,009)	(14,401)
May-18	1st F/N	18,364	18,219	14.1298	14.2423	0.1125	1,460,113	164,263
	2nd F/N	18,364	18,227	16.3187	16.4414	0.1227	34,626,247	4,248,641
Jun-18	1st F/N	18,364	18,238	17.0284	17.1460	0.1176	5,964,816	701,462
	2nd F/N	18,364	18,235	18.2792	18.4085	0.1293	(150,073)	(19,404)
Total							296,397,808	27,572,611

		Reference CV	Revised CV	Unit No.6				
Month		(BTU/lb)	(BTU/lb)	FCC (Rs./kwh)	Revised FCC (Rs./kwh)	Diff: Rs./kwh	Unit Billed	Differential Amount (Rs.)
Jul-17	1st F/N	18,364	18,268	12.2358	12.3001	0.0643	29,300,152	1,884,000
	2nd F/N	18,364	18,222	11.7873	11.8792	0.0919	39,253,899	3,607,433
Aug-17	1st F/N	18,364	18,244	11.9983	12.0772	0.0789	32,518,324	2,565,696
	2nd F/N	18,364	18,221	12.1784	12.2740	0.0956	35,780,104	3,420,578
Sep-17	1st F/N	18,364	18,224	12.5341	12.6304	0.0963	17,457,600	1,681,167
	2nd F/N	18,364	18,234	12.2166	12.3037	0.0871	31,998,564	2,787,075
Oct-17	1st F/N	18,364	18,208	12.2510	12.3560	0.1050	36,541,291	3,836,836
	2nd F/N	18,364	18,226	12.6264	12.7220	0.0956	32,535,894	3,110,431
Nov-17	1st F/N	-	-	-	-	-	-	-
	2nd F/N	-	-	-	-	-	-	-
Dec-17	1st F/N	18,364	18,219	13.0105	13.1140	0.1035	(121,149)	(12,539)
	2nd F/N	18,364	18,219	13.0105	13.1140	0.1035	(117,078)	(12,118)
Jan-18	1st F/N	18,364	18,219	13.0105	13.1140	0.1035	9,883,872	1,022,981
	2nd F/N	18,364	18,219	13.0105	13.1140	0.1035	(142,606)	(14,760)
Feb-18	1st F/N	-	-	-	-	-	-	-
	2nd F/N	-	-	-	-	-	-	-
Mar-18	1st F/N	18,364	18,219	13.0105	13.1140	0.1035	206,500	21,373
	2nd F/N	18,364	18,219	13.0105	13.1140	0.1035	(197,287)	(20,419)
Apr-18	1st F/N	18,364	18,219	14.5163	14.6318	0.1155	2,562,915	296,017
	2nd F/N	18,364	18,219	14.5163	14.6318	0.1155	(128,009)	(14,785)
May-18	1st F/N	18,364	18,219	14.5163	14.6318	0.1155	2,123,247	245,235
	2nd F/N	18,364	18,227	16.7650	16.8910	0.1260	15,804,625	1,991,383
Jun-18	1st F/N	18,364	18,238	17.4942	17.6151	0.1209	(238,766)	(28,867)
	2nd F/N	18,364	18,235	18.7791	18.9119	0.1328	(123,178)	(16,358)
Total							284,898,914	26,350,358
Grand Total							2,892,141,673	264,703,740

