



National Electric Power Regulatory Authority Islamic Republic of Pakistan

NEPRA Tower, Attaturk Avenue (East), G-5/1, Islamabad
Ph: +92-51-9206500, Fax: +92-51-2600026
Web: www.nepra.org.pk, E-mail: registrar@nepra.org.pk

Registrar

No. NEPRA/R/ADG(Tariff)/TRF-304/NPGCL-2015/ 20609-13


October 21, 2022

Chief Executive Officer
Northern Power Generation Co. Ltd.
Thermal Power Station
Mahmood Kot Road, Muzaffar Garh

Subject: Decision of the Authority in the matter of Fuel Price Adjustment for the month of July 2022 in the Energy Charge Part of the Tariff on account of RFO Price(s) variation for Northern Power Generation Company Ltd. [CASE NO. NEPRA/TRF-304/NPGCL-2015]

Enclosed please find herewith the subject decision of the Authority along with Schedule of Fuel Cost Part of Energy Charge, applicable for the month of July 2022 regarding the adjustment in the fuel part of energy charge on account of variation in **Furnace Oil** prices in respect of Northern Power Generation Company Ltd.

Enclosure: As above


21/10/22
(Syed Safeer Hussain)

CC:

1. Secretary, Ministry of Energy (Power Division), 'A' Block, Pak Secretariat, Islamabad
2. Secretary, Cabinet Division, Cabinet Secretariat, Islamabad
3. Secretary, Ministry of Finance, 'Q' Block, Pak Secretariat, Islamabad.
4. Chief Executive Officer, Central Power Purchasing Agency Guarantee Limited, Shaheen Plaza, 73-West, Fazl-e-Haq Road, Islamabad.

DECISION OF THE AUTHORITY IN THE MATTER OF FUEL PRICE ADJUSTMENT FOR THE MONTH OF JULY 2022 IN THE ENERGY CHARGE PART OF THE TARIFF ON ACCOUNT OF RFO PRICE(S) VARIATION FOR NORTHERN POWER GENERATION COMPANY LIMITED.


1. Pursuant to the Authority's decision dated October 19, 2016 notified vide S.R.O. No. 702(I)/2017 on July 21, 2017 for Northern Power Generation Company Limited (NPGCL), based on information submitted by NPGCL, adjustment has been made in the fuel cost components of energy charge part of tariff, due to variation in the furnace oil price(s) for the month of July 2022. The block-wise/unit-wise revised fuel cost components of NPGCL are indicated hereunder which shall be immediately applicable to the units delivered during the month:


Period	Description	Reference Fuel Cost Component Rs./kWh	Revised Fuel Cost Component Rs./kWh
July 2022	Block I Unit 1	10.6378	46.5400
	Block I Unit 2	10.7819	47.1704
	Block I Unit 3	10.4091	45.5394
	Block II Unit 4	10.3936	45.4716
	Block III Unit 5	11.0671	48.4181
	Block III Unit 6	11.3698	49.7424

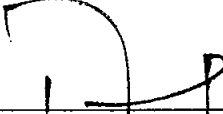

2. The above referred revised fuel cost components attached as **Annex-I** are to be notified in the official gazette in accordance with the provisions of Section 31(7) of the Regulation of Generation, Transmission and Distribution of Electric Power Act 1997.

AUTHORITY


Engr. Maqsood Anwar Khan
Member


Engr. Rafique Ahmed Shaikh
Member




Tauseef H. Farooqi
Chairman

21 x 22

NORTHERN POWER GENERATION COMPANY LIMITED
Schedule of Fuel Cost Part of Energy Charge
Adjustment on account of Fuel Price Variation for Furnace Oil

Period	Description	Reference Price Rs./M.Ton	Previous Price Rs./M.Ton	Revised Price Rs./M.Ton	Reference FCC Rs./kWh	Previous FCC Rs./kWh	Revised FCC Rs./kWh
July 2022	Block I Unit 1	39,000.00	166,906.07	170,623.46*	10.6378	45.5260	46.5400
	Block I Unit 2				10.7819	46.1427	47.1704
	Block I Unit 3				10.4091	44.5472	45.5394
	Block II Unit 4				10.3936	44.4809	45.4716
	Block III Unit 5				11.0671	47.3632	48.4181
	Block III Unit 6				11.3698	48.6587	49.7424

*Revised price is calculated in accordance with the details of consumption provided as under:

Fuel Source	Quantity (M. Ton)	Fuel Rate (Rs./M. Ton)	Total Amount (Rs.)
PSO Ex-Zot (Imported) 14 June 2022	1,179.991	166,731.31	196,741,445
PSO Ex-Parco (Local) 14 June 2022	148.052	165,563.55	24,512,015
PSO Ex-Parco (Local) 15 June 2022	813.212	165,563.55	134,638,266
PSO Ex-Zot (Imported) 15 June 2022	912.095	166,731.31	152,074,794
PSO Ex-Lalpir (Imported) 15 June 2022	342.010	167,571.22	57,311,033
PSO Ex-Lalpir (Imported) 16 June 2022	1,673.288	167,571.22	280,394,912
PSO Ex-Zot (Imported) 16 June 2022	190.436	166,731.31	31,751,644
PSO Ex-Parco (Local) 16 June 2022	147.784	165,563.55	24,467,644
PSO Ex-Lalpir (Imported) 17 June 2022	76.030	167,571.22	12,740,440
PSO Ex-Zot (Imported) 17 June 2022	1,130.298	166,731.31	188,456,066
PSO Ex-Zot (Imported) 18 June 2022	1,126.577	166,731.31	187,835,659
PSO Ex-Lalpir (Imported) 18 June 2022	38.000	167,571.22	6,367,706
PSO Ex-Zot (Imported) 20 June 2022	788.140	166,731.31	131,407,615
Natural Gas Power Station Multan July 1, 2022	77.635	77,344.84	6,004,667
Natural Gas Power Station Multan July 6, 2022	30.845	77,344.84	2,385,702
PSO Ex-Lalpir (Imported) 2 July 2022	680.828	175,691.60	119,615,761
PSO Ex-Parco (Local) 3 July 2022	258.306	165,691.10	42,799,005
PSO Ex-Lalpir (Imported) 3 July 2022	1,236.540	175,691.60	217,249,691
PSO Ex-Lalpir (Imported) 4 July 2022	486.646	175,691.60	85,499,614
PSO Ex-Lalpir (Imported) 5 July 2022	987.357	175,691.60	173,470,331
PSO Ex-Lalpir (Imported) 6 July 2022	988.086	179,475.60	177,337,328
PSO Ex-Lalpir (Imported) 7-8 July 2022	2,067.844	179,475.60	371,127,543
Total Fuel Consumed	15,380.000		2,624,188,879
Weighted Average Revised Price (Rs./M.Ton)			170,623.46

