



National Electric Power Regulatory Authority Islamic Republic of Pakistan

NEPRA Tower, Attaturk Avenue (East), G-5/1, Islamabad
Ph: +92-51-9206500, Fax: +92-51-2600026
Web: www.nepra.org.pk, E-mail: registrar@nepra.org.pk

Registrar

No. NEPRA/R/SA(Tariff)/TRF-342/CPHGCL-2016/12012-16

May 6, 2020

Chief Executive Officer
China Power Hub Generation Company (Pvt.) Ltd.
10th Floor, Ocean Tower,
Block 9, Main Clifton Road,
Karachi
Tele: 021 – 3530 3531

Subject: **Decision of the Authority in the matter of Fuel Price Adjustment for China Power Hub Generation Company (Private) Limited (CPHGCL) [Case No. NEPRA/TRF-342/CPHGCL-2016]**

Enclosed please find herewith the subject decision of the Authority along with Schedule of Fuel Cost Part of Energy Charge (Annex-I), Details of Shipment (Annex-II), Marine Freight Calculation (Annex-III) (**04 pages**) regarding the fuel price adjustment on account of **Coal** price variation for the month of **April 2020** in respect of China Power Hub Generation Company (Private) Limited.

Enclosure: As above


06 05 20
(Syed Safeer Hussain)

CC:

1. Secretary Ministry of Energy (Power Division), 'A' Block, Pak Secretariat, Islamabad
2. Secretary, Cabinet Division, Cabinet Secretariat, Islamabad
3. Secretary, Ministry of Finance, 'Q' Block, Pak Secretariat, Islamabad.
4. Chief Executive Officer, Central Power Purchasing Agency Guarantee Limited, Shaheen Plaza, 73-West, Fazl-e-Haq Road, Blue Area, Islamabad

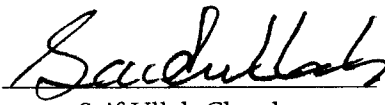
**DECISION OF THE AUTHORITY IN THE MATTER OF FUEL PRICE ADJUSTMENT FOR CHINA
POWER HUB GENERATION COMPANY PRIVATE LIMITED**


1. Pursuant to the decision of the Authority dated February 12, 2016 in the matter of Approval of Upfront Coal Tariff for 2x660 MW coal power plant of China Power Hub Generation Private Limited (hereafter "CPHGCL"), decision dated September 23, 2016 regarding Suo Moto Review Proceedings in the Fuel Price Adjustment Mechanism determined in Upfront Coal Tariff and decision dated July 28, 2017 regarding approval of cost of dedicated jetty along with coal transshipment services, the fuel portion of the energy charge part of CPHGCL's tariff needs to be adjusted for variation in coal price. CPHGCL requested weighted average coal price of US\$ 88.61/ton for coal consumed during the month of April 2020. CPHGCL requested fuel cost component of Rs. 5.5232/kWh for the month of April 2020 which was found on higher side.
2. In accordance with the prescribed mechanism, the revised coal price for the shipment has been worked out and attached as Annexure to this decision. The revised fuel cost component of energy charge part of CPHGCL's tariff indicated hereunder shall be immediately applicable to the units delivered during the month:


Period	Revised Fuel Cost Component Rs./kWh
April 2020	5.5066


3. Coal transshipment cost has been worked out in accordance with the decision of the Authority dated July 28, 2017.
4. The revised fuel cost component along with revised coal price and marine freight charges attached as Annex-I, Annex-II & Annex-III respectively are to be notified in the official gazette, in accordance with the provisions of Section 31(7) of the Regulation of Generation, Transmission and Distribution of Electric Power Act 1997.
5. CPPA (G) to ensure that all payments are consistent with the tariff determinations.


AUTHORITY



Saif Ullah Chattha
Member
23.4.2020


Engr. Rafique Ahmed Shaikh
Member


23/4/2020
Rehmatullah Baloch
Member


Engr. Bahadur Shah
Member


Tauseef H. Farooqi
Chairman


06.05.20




China Power Hub Generation Company Private Limited
Schedule of Fuel Cost Part of Energy Charge
Adjustment on Account of Coal Price Variation for the Month of April 2020

Description	Quantity	Net CV	Coal Price		Exchange Rate
	Ton	kCal/Kg.	US\$/Ton	Rs/Ton	Rs./US\$
Consumption from Stock:					
Consumption from Shipment No. 26	132,466	5,440	87.90	13,704	155.90
Consumption from Shipment No. 27	161,433	5,576	88.71	13,830	155.90
Total Consumption	293,900	5,515	88.35	13,773	155.90

Description	Unit	Reference	Previous	Revised
Avg. Price of stock consumed during the month	Rs./Ton	12,532	13,802	13,773
Avg. net calorific value of stock consumed during the month	kCal/Kg	6,441	5,551	5,515
Avg. net calorific value of stock consumed during the month	BTU/Kg	25,556	22,029	21,884
Net Heat Rates	BTU/kWh	8,749	8,749	8,749
Revised Fuel Cost Component for April 2020	Rs./kWh	4.2913	5.4818	5.5066

Note: The above adjustment of fuel cost component on coal shall be subject to verification by a consultant/Independent third party to be appointed for the purpose by the Authority. In case the verified delivered coal price is different, the fuel cost component shall be revised accordingly.




China Power Hub Generation Company Private Limited

Detail of Shipmnet

For the month of April 2020

Shipment Number		27
Vessel Name		MV MINRAL SUBIC
Bill of Lading (B/L) Date		30-Nov-19
L/C Number		415010527342-A
Origin of Coal		South Africa
API-4 Index for the month of B/L Date	US\$/Ton	75.83
Base Calorific Value	kCal/Kg	6,000
Actual Calorific Value	kCal/Kg	5,576
Quantity	MT	164,067
FOB Coal Price API-4 Index as per B/L month Adjusted for CV	US\$/Ton	70.47
Marine Freight Charges	US\$/Ton	11.11
Marine Insurance	US\$/Ton	0.02
CIF Coal Price	US\$/Ton	81.59
Other Charges:	US\$/Ton	6.74
(i) CTS Charges/Port Handling Charges	US\$/Ton	1.32
(ii) Customs Duties & Cess	US\$/Ton	4.95
(iii) L/C Charges	US\$/Ton	0.08
(iv) PDA Charges at Load Port	US\$/Ton	0.31
(v) PDA Charges at Discharge Port	US\$/Ton	0.04
(vi) Pilotage Charges	US\$/Ton	0.02
(vii) Custom Clearance	US\$/Ton	0.01
Delivered Coal Price before adjustment of Handling Loss	US\$/Ton	88.34
Handling Loss 1% or actual whichever is minimum	US\$/Ton	0.38
Delivered Coal Price with losses at Power Plant	US\$/Ton	88.71
Exchange Rate	Rs./US\$	155.90
Delivered Coal Price with losses at Power Plant	Rs./Ton	13,830



China Power Hub Generation Company Private Limited
Marine Freight Calculation
For the month of April 2020

Description		Ship # 27
		MINRAL SUBIC
		CPHGC - CTS
Delivery Days:		
Voyage	Days	40.17
At Port	Days	11.37
Total Delivery Days	Days	51.54
Average Time Charter Rate	US\$/Day	22,292.20
Time Charter Cost	US\$	1,148,973
Bunker Consumption:		
Bunker during Voyage	Ton	1,727.48
Bunker during Port Days	Ton	62.52
Total	Ton	1,790.00
Bunker Price	US\$/Ton	376.20
Bunker Cost	US\$	673,399
Total Voyage Expense	US\$	1,822,372
Quantity	Tons	164,067
Marine Freight	US\$/Ton	11.11

