



**Registrar**

# **National Electric Power Regulatory Authority**

## **Islamic Republic of Pakistan**

NEPRA Tower, Attaturk Avenue (East), G-5/1, Islamabad

Ph: +92-51-9206500, Fax: +92-51-2600026

Web: www.nepra.org.pk, E-mail: registrar@nepra.org.pk

No. NEPRA/R/ADG(Trf)/TRF-342/CPHGCL-2016/40747-51

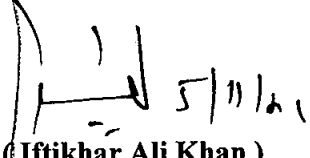
November 5, 2021

Chief Executive Officer  
China Power Hub Generation Company (Pvt.) Ltd.  
10<sup>th</sup> Floor, Ocean Tower,  
Block 9, Main Clifton Road, Karachi  
Tele: 021 – 3530 3531

**Subject: Decision of the Authority in the matter of Fuel Price Adjustment for China Power Hub Generation Company (Private) Limited (CPHGCL) [Case No. NEPRA/TRF-342/CPHGCL-2016]**

Enclosed please find herewith the subject decision of the Authority along with Schedule of Fuel Cost Part of Energy Charge (Annex-I), Details of Shipment (Annex-II), Marine Freight Calculation (Annex-III) (04 pages) regarding the fuel price adjustment on account of Coal price variation for the month of **October 2021** in respect of China Power Hub Generation Company (Private) Limited.

Enclosure: As above

  
(Iftikhar Ali Khan)

CC:

1. Secretary Ministry of Energy (Power Division), 'A' Block, Pak Secretariat, Islamabad
2. Secretary, Cabinet Division, Cabinet Secretariat, Islamabad
3. Secretary, Ministry of Finance, 'Q' Block, Pak Secretariat, Islamabad.
4. Chief Executive Officer, Central Power Purchasing Agency Guarantee Limited, Shaheen Plaza, 73-West, Fazl-e-Haq Road, Blue Area, Islamabad




**DECISION OF THE AUTHORITY IN THE MATTER OF FUEL PRICE  
ADJUSTMENT FOR CHINA POWER HUB GENERATION COMPANY PRIVATE  
LIMITED**


1. Pursuant to the decision of the Authority dated February 12, 2016 in the matter of Approval of Upfront Coal Tariff for 2x660 MW coal power plant of China Power Hub Generation Private Limited (hereafter "CPHGCL") and decision dated September 23, 2016 regarding Suo Moto Review Proceedings in the matter of Fuel Price Adjustment Mechanism determined in Upfront Coal Tariff, the fuel portion of the energy charge part of CPHGCL's tariff needs to be adjusted for variation in coal price. CPHGCL requested weighted average coal price of US\$ 133.06/ton for coal consumed during the month of October 2021. CPHGCL requested fuel cost component of Rs. 8.6691/kWh for the month of October 2021. The requested weighted coal price and fuel cost component were found on higher side.
2. In accordance with the prescribed mechanism, the revised coal prices for the shipments has been worked out and is attached as Annexure to this decision. The revised fuel cost component of energy charge part of CPHGCL's tariff indicated hereunder shall be immediately applicable to the units delivered during the month:


Period	Reference Fuel Cost Component Rs./kWh	Revised Fuel Cost Component Rs./kWh
October 2021	4.2913	8.6382


3. The revised fuel cost component along with revised coal price, marine freight charges and variable CTS charges attached as **Annex-I, Annex-II, Annex-III & Annex-IV** respectively are to be notified in the official gazette, in accordance with the provisions of Section 31(7) of the Regulation of Generation, Transmission and Distribution of Electric Power Act 1997.
4. CPPA (G) to ensure that all payments are consistent with the tariff determination(s).


**AUTHORITY**

  
Rehmatullah Baloch  
Member

  
Engr. Maqsood Anwar Khan  
Member

  
Engr. Rafique Ahmad Shaikh  
Member

  
Tauseef H. Farooqi  
Chairman




**China Power Hub Generation Company Private Limited**  
**Schedule of Fuel Cost Part of Energy Charge**  
**Adjustment on Account of Coal Price Variation for the Month of October 2021**

Description	Quantity	Net CV	Coal Price		Exchange Rate
	Ton	kCal/Kg.	US\$/Ton	Rs/Ton	Rs./US\$
<b>Consumption from Stock:</b>					
Consumption from Shipment No. 54	11,540	5,698	106.91	16,773	156.88
Consumption from Shipment No. 55	54,317	5,640	145.28	22,371	153.98
Consumption from Shipment No. 56	58,708	4,611	118.81	18,294	153.98
Consumption from Shipment No. 57	15,030	5,810	160.27	25,146	156.90
<b>Total Consumption</b>	<b>139,595</b>	<b>5,230</b>	<b>132.59</b>	<b>20,492</b>	<b>154.55</b>

Description	Unit	Reference	Previous	Revised
Avg. Price of stock consumed during the month	Rs./Ton	12,532	16,773	20,492
Avg. net calorific value of stock consumed during the month	kCal/Kg	6,441	5,698	5,230
Avg. net calorific value of stock consumed during the month	BTU/Kg	25,556	22,611	20,755
Net Heat Rates	BTU/kWh	8,749	8,749	8,749
<b>Revised Fuel Cost Component</b>	<b>Rs./kWh</b>	<b>4.2913</b>	<b>6.4900</b>	<b>8.6382</b>


**Note:** The above adjustment of fuel cost component on coal shall be subject to verification by a consultant/Independent third party to be appointed for the purpose by the Authority. In case the verified delivered coal price is different, the fuel cost component shall be revised accordingly.



*[Handwritten signature]*


**China Power Hub Generation Company Private Limited**  
**Detail of Shipmnet**  
**For the month of October 2021**

Shipment Number		55	56	57
Vessel Name		MV XIN HAI TONG 23	JABAL HAFIT	MV ZAGORI
Bill of Lading (B/L) Date		16-May-21	31-May-21	25-Jun-21
L/C Number		-	-	-
Origin of Coal		South Africa	Indonesia	South Africa
API-4 Index for the month of B/L Date	US\$/Ton	105.38	77.94	115.43
Base Calorific Value	kCal/Kg	6,000	5,000 GAR	6,000
Actual Calorific Value	kCal/Kg	5,640	4,941 GAR	5,810
Quantity	MT	54,534	59,000	56,995
FOB Coal Price API-4 Index as per B/L month Adjusted for CV	US\$/Ton	99.06	77.02	111.77
Discount	US\$/Ton	-	-	-
Marine Freight Charges	US\$/Ton	21.50	18.92	23.38
Marine Insurance	US\$/Ton	0.03	0.02	0.03
CIF Coal Price	US\$/Ton	120.59	95.96	135.18
Other Charges:	US\$/Ton	24.12	22.26	24.85
(i) CTS Charges/Port Handling Charges	US\$/Ton	4.29	4.36	4.31
(ii) Port Qasim Royalty Charge	US\$/Ton	2.30	2.34	2.31
(iii) Wharfage Charges	US\$/Ton	0.22	0.22	0.22
(iv) Customs Duties & Cess	US\$/Ton	7.85	6.27	8.82
(v) L/C Charges	US\$/Ton	0.10	0.10	0.10
(vi) PDA Charges at Load Port	US\$/Ton	0.52	0.21	0.41
(vii) PDA Charges at Discharge Port	US\$/Ton	0.66	0.59	0.63
(viii) Transportation and Loading Charges	US\$/Ton	8.15	8.14	8.02
(ix) Custom Clearance	US\$/Ton	0.03	0.03	0.03
Delivered Coal Price before adjustment of Handling Loss	US\$/Ton	144.71	118.22	160.03
Handling Loss 1% or actual whichever is minimum	US\$/Ton	0.57	0.59	0.24
Delivered Coal Price with losses at Power Plant	US\$/Ton	145.28	118.81	160.27
Exchange Rate	Rs./US\$	153.98	153.98	156.90
Delivered Coal Price with losses at Power Plant	Rs./Ton	22,370.78	18,294.15	25,145.90



**China Power Hub Generation Company Private Limited**  
**Marine Freight Calculation**  
**For the month of October 2021**

Description		Ship # 55	Ship # 56	Ship # 57
		MV XIN HAI TONG 23	Muara Berau Anchorage, East Kalimantan	MV ZAGORI
		PIBT	PIBT	PIBT
Delivery Days:				
Voyage	Days	27.04	-	27.04
At Port	Days	4.64	-	4.80
Total Delivery Days	Days	31.67	32.64	31.84
Average Time Charter Rate	US\$/Day	23,099	25,874	27,145
Time Charter Cost	US\$	731,623	844,534	864,226
Bunker Consumption:				
Bunker during Voyage	Ton	878.72	-	878.72
Bunker during Port Days	Ton	23.18	-	24.00
Total	Ton	901.90	582.10	902.72
Bunker Price	US\$/Ton	488.80	479.25	518.80
Bunker Cost	US\$	440,847	278,971	468,330
Total Voyage Expense	US\$	1,172,470	1,123,505	1,332,556
Quantity	Tons	54,534	59,000	56,995
Marine Freight	US\$/Ton	21.50	19.04	23.38
Reduction as per Invoice	US\$/Ton	-	(0.13)	-
Marine Freight	US\$/Ton	21.50	18.92	23.38



js 8