



Registrar

National Electric Power Regulatory Authority Islamic Republic of Pakistan

NEPRA Tower, Attaturk Avenue (East), G-5/1, Islamabad
Ph: +92-51-9206500, Fax: +92-51-2600026
Web: www.nepa.org.pk, E-mail: registrar@nepa.org.pk

No. NEPRA/R/ADG(Trf)/TRF-342/CPHGCL-2016/42092-96


December 1, 2021

Chief Executive Officer
China Power Hub Generation Company (Pvt.) Ltd.
10th Floor, Ocean Tower,
Block 9, Main Clifton Road, Karachi
Tele: 021 – 3530 3531

Subject: Decision of the Authority in the matter of Fuel Price Adjustment for China Power Hub Generation Company (Private) Limited (CPHGCL) [Case No. NEPRA/TRF-342/CPHGCL-2016]

Enclosed please find herewith the subject decision of the Authority along with Schedule of Fuel Cost Part of Energy Charge (Annex-I), Details of Shipment (Annex-II), Marine Freight Calculation (Annex-III) (04 pages) regarding the fuel price adjustment on account of Coal price variation for the month of **November 2021** in respect of China Power Hub Generation Company (Private) Limited.

Enclosure: As above


01/12/21
(Syed Safeer Hussain)

CC:







1. Secretary Ministry of Energy (Power Division), 'A' Block, Pak Secretariat, Islamabad
2. Secretary, Cabinet Division, Cabinet Secretariat, Islamabad
3. Secretary, Ministry of Finance, 'Q' Block, Pak Secretariat, Islamabad.
4. Chief Executive Officer, Central Power Purchasing Agency Guarantee Limited, Shaheen Plaza, 73-West, Fazl-e-Haq Road, Blue Area, Islamabad

**DECISION OF THE AUTHORITY IN THE MATTER OF FUEL PRICE
ADJUSTMENT FOR CHINA POWER HUB GENERATION COMPANY PRIVATE
LIMITED**

1. Pursuant to the decision of the Authority dated February 12, 2016 in the matter of Approval of Upfront Coal Tariff for 2x660 MW coal power plant of China Power Hub Generation Private Limited (hereafter "CPHGCL") and decision dated September 23, 2016 regarding Suo Moto Review Proceedings in the matter of Fuel Price Adjustment Mechanism determined in Upfront Coal Tariff, the fuel portion of the energy charge part of CPHGCL's tariff needs to be adjusted for variation in coal price. CPHGCL requested weighted average coal price of US\$ 173.97/ton for coal consumed during the month of November 2021. CPHGCL requested fuel cost component of Rs. 10.7283/kWh for the month of November 2021. The requested weighted coal price and fuel cost component were found on higher side.
2. In accordance with the prescribed mechanism, the revised coal prices for the shipments has been worked out and is attached as Annexure to this decision. The revised fuel cost component of energy charge part of CPHGCL's tariff indicated hereunder shall be immediately applicable to the units delivered during the month:

Period	Reference Fuel Cost Component Rs./kWh	Revised Fuel Cost Component Rs./kWh
November 2021	4.2913	10.6651

3. The revised fuel cost component along with revised coal price, marine freight charges and variable CTS charges attached as **Annex-I, Annex-II, Annex-III & Annex-IV** respectively are to be notified in the official gazette, in accordance with the provisions of Section 31(7) of the Regulation of Generation, Transmission and Distribution of Electric Power Act 1997.
4. CPPA (G) to ensure that all payments are consistent with the tariff determination(s).


AUTHORITY
Rehmatullah Baloch
Member
Engr. Maqsood Anwar Khan
Member
Engr. Rafique Ahmed Shaikh
Member
Tauseef H. Farooqi
Chairman
01/12/21

China Power Hub Generation Company Private Limited
Schedule of Fuel Cost Part of Energy Charge
Adjustment on Account of Coal Price Variation for the Month of November 2021

Description	Quantity	Net CV	Coal Price		Exchange Rate
	Ton	kCal/Kg.	US\$/Ton	Rs/Ton	Rs./US\$
Consumption from Stock:					
Consumption from Shipment No. 57	45,369	5,810	160.27	25,146	156.90
Consumption from Shipment No. 58	55,141	5,766	168.29	26,970	160.26
Consumption from Shipment No. 59	59,343	5,797	185.10	30,499	164.77
Consumption from Shipment No. 61	12,009	5,703	182.90	30,856	168.70
Total Consumption	171,862	5,784	173.00	27,979	161.73


Description	Unit	Reference	Previous	Revised
Avg. Price of stock consumed during the month	Rs./Ton	12,532	20,492	27,979
Avg. net calorific value of stock consumed during the month	kCal/Kg	6,441	5,230	5,784
Avg. net calorific value of stock consumed during the month	BTU/Kg	25,556	20,755	22,952
Net Heat Rates	BTU/kWh	8,749	8,749	8,749
Revised Fuel Cost Component	Rs./kWh	4.2913	8.6382	10.6651

Note: The above adjustment of fuel cost component on coal shall be subject to verification by a consultant/Independent third party to be appointed for the purpose by the Authority. In case the verified delivered coal price is different, the fuel cost component shall be revised accordingly.



China Power Hub Generation Company Private Limited
Detail of Shipmnet
For the month of November 2021

Shipment Number		58	59	61
Vessel Name		MV OCEAN SUCCESS	MV ULTRA DWARKA	MV BULK SPAIN
Bill of Lading (B/L) Date		5-Jul-21	2-Aug-21	19-Sep-21
L/C Number		LC28801C100128	LC28801C100146	LC28801C100201
Origin of Coal		South Africa	South Africa	South Africa
API-4 Index for the month of B/L Date	US\$/Ton	122.35	138.06	155.81
Base Calorific Value	kCal/Kg	6,000	6,000	6,000
Actual Calorific Value	kCal/Kg	5,766	5,797	5,703
Quantity	MT	55,303	59,574	162,298
FOB Coal Price API-4 Index as per B/L month Adjusted for CV	US\$/Ton	117.58	133.39	148.10
Discount	US\$/Ton	-	-	-
Marine Freight Charges	US\$/Ton	24.56	25.14	21.80
Marine Insurance	US\$/Ton	0.03	0.03	0.05
CIF Coal Price	US\$/Ton	142.17	158.57	169.95
Other Charges:	US\$/Ton	25.63	25.82	12.68
(i) CTS Charges/Port Handling Charges	US\$/Ton	4.29	4.23	1.50
(ii) Port Qasim Royalty Charge	US\$/Ton	2.30	2.27	-
(iii) Wharfage Charges	US\$/Ton	0.21	0.21	-
(iv) Customs Duties & Cess	US\$/Ton	9.20	10.14	10.63
(v) L/C Charges	US\$/Ton	0.10	0.10	0.10
(vi) PDA Charges at Load Port	US\$/Ton	0.96	0.63	0.37
(vii) PDA Charges at Discharge Port	US\$/Ton	0.70	0.61	0.04
(viii) Transportation and Loading Charges	US\$/Ton	7.84	7.62	-
(ix) Custom Clearance	US\$/Ton	0.03	0.03	0.01
(x) Pilotage Charges	US\$/Ton	-	-	0.03
Delivered Coal Price before adjustment of Handling Loss	US\$/Ton	167.80	184.38	182.63
Handling Loss 1% or actual whichever is minimum	US\$/Ton	0.49	0.72	0.28
Delivered Coal Price with losses at Power Plant	US\$/Ton	168.29	185.10	182.90
Exchange Rate	Rs./US\$	160.26	164.77	168.70
Delivered Coal Price with losses at Power Plant	Rs./Ton	26,970.33	30,498.60	30,855.95



China Power Hub Generation Company Private Limited
Marine Freight Calculation
For the month of November 2021

Description	Unit	MV OCEAN SUCCESS	MV ULTRA DWARKA	MV BULK SPAIN
Loading Port Name		Maputo, Mozambique, South Africa	Richards Bay Coal Terminal, South Africa	Richards Bay Coal Terminal, South Africa
Discharge Port		PIBT	PIBT	CPHGC-CTS
Delivery Days:				
Voyage	Days	27.04	27.04	40.17
At Port	Days	4.69	4.97	11.26
Total Delivery Days	Days	31.72	32.01	51.43
Average Time Charter Rate	US\$/Day	28,062	31,708	50,487
Time Charter Cost	US\$	890,244	1,014,945	2,596,666
Bunker Consumption:				
Bunker during Voyage	Ton	878.72	878.72	1,727.48
Bunker during Port Days	Ton	23.43	24.86	61.92
Total	Ton	902.15	903.58	1,789.40
Bunker Price	US\$/Ton	519.00	534.40	526.15
Bunker Cost	US\$	468,218	482,871	941,494
Total Voyage Expense	US\$	1,358,461	1,497,816	3,538,161
Quantity	Tons	55,303	59,574	162,298
Marine Freight	US\$/Ton	24.56	25.14	21.80

