



Registrar

# National Electric Power Regulatory Authority Islamic Republic of Pakistan

NEPRA Tower, Attaturk Avenue (East), G-5/1, Islamabad  
Ph: +92-51-9206500, Fax: +92-51-2600026  
Web: www.nepa.org.pk, E-mail: registrar@nepa.org.pk

No. NEPRA/R/ADG(Trf)/TRF-342/CPHGCL-2016/20977-81

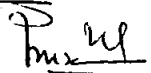
November 1, 2022

Chief Executive Officer  
China Power Hub Generation Company (Pvt.) Ltd.  
10<sup>th</sup> Floor, Ocean Tower,  
Block 9, Main Clifton Road, Karachi  
Tele: 021 – 3530 3531

Subject: **Decision of the Authority in the matter of Fuel Price Adjustment for the month of September 2022 for China Power Hub Generation Company (Private) Limited (CPHGCL) [Case No. NEPRA/TRF-342/CPHGCL-2016]**

Enclosed please find herewith the subject decision of the Authority along with Schedule of Fuel Cost Part of Energy Charge (Annex-I), Details of Shipment (Annex-II), Details of Spot Coal Purchases (Annex-III) and Marine Freight Calculation (Annex-IV) (06 pages) regarding the fuel price adjustment on account of Coal price variation for the month of September 2022 in respect of China Power Hub Generation Company (Private) Limited.

Enclosure: As above

  
( Syed Safeer Hussain )  
01.11.22

CC:

1. Secretary Ministry of Energy (Power Division), 'A' Block, Pak Secretariat, Islamabad
2. Secretary, Cabinet Division, Cabinet Secretariat, Islamabad
3. Secretary, Ministry of Finance, 'Q' Block, Pak Secretariat, Islamabad.
4. Chief Executive Officer, Central Power Purchasing Agency Guarantee Limited, Shaheen Plaza, 73-West, Fazl-e-Haq Road, Blue Area, Islamabad

**DECISION OF THE AUTHORITY IN THE MATTER OF FUEL PRICE  
ADJUSTMENT FOR THE MONTH OF SEPTEMBER 2022 FOR CHINA  
POWER HUB GENERATION COMPANY PRIVATE LIMITED.**

- Pursuant to the decision of the Authority dated February 12, 2016 in the matter of Approval of Upfront Coal Tariff for 2x660 MW coal power plant of China Power Hub Generation Private Limited (hereafter "CPHGCL"), decision dated September 23, 2016 regarding Suo Moto Review Proceedings in the matter of Fuel Price Adjustment Mechanism determined in Upfront Coal Tariff and decision dated June 30, 2022 in the matter of tariff adjustment at Commercial Operation Date (COD) of CPHGCL, the fuel portion of the energy charge part of CPHGCL's tariff needs to be adjusted for variation in coal price. CPHGCL requested weighted average coal price of Rs. 72,368/Ton for coal consumed during the month of September 2022. CPHGCL requested fuel cost component of Rs. 27.6515/kWh for the month of September 2022.
- It has been observed that Argus/McCloskey's published coal price index also specifies price differentials to API 4. It has been provided in the index report that to calculate a fixed price, apply the differential to the API 4 contract. Following differential is applicable for the month of July 2022:


Description	Heat kcal/kg	Unit	June Average
5,500 differential	5,500	US\$/ton	(62.47)

- In accordance with the above differentials, the API 4 price for the shipment from Richards Bay has been calculated and fixed as under:

Ship No.	API 4 Price (US\$/ton)	Differential (US\$/ton)	Fixed Price (US\$/ton)	Heat kcal/kg	Actual Heat kcal/kg	Heat Adjusted Price (US\$/ton)	Requested Price (US\$/ton)	Difference (US\$/ton)
81	328.79	(62.47)	266.32	5,500	5,697	275.86	312.19	(36.33)

- Accordingly, the revised coal price for the shipment has been worked out and is attached as Annexure to this decision. The revised Fuel Cost Component (FCC) of energy charge part of CPHGCL's tariff indicated hereunder shall be immediately applicable to the units delivered during the month:

Period	Fuel Cost Component	
	Reference (Rs./kWh)	Revised (Rs./kWh)
September 2022	4.2913	26.8550




- The revised fuel cost component along with revised coal price of imported coal, spot purchases and marine freight charges attached as **Annex-I, Annex-II, Annex-III & Annex-IV**, respectively, are to be notified in the official gazette, in

*Handwritten signature/initials*

accordance with the provisions of Section 31(7) of the Regulation of Generation, Transmission and Distribution of Electric Power Act 1997.

6. CPPA (G) to ensure that all payments are consistent with the tariff determination(s).


**AUTHORITY**

  
Engr. Maqsood Anwar Khan  
Member

  
Engr. Rafique Ahmed Shaikh  
Member

  
Tauseef H. Farooqi  
Chairman




  
01 XI 22

**China Power Hub Generation Company Private Limited**  
**Schedule of Fuel Cost Part of Energy Charge**  
**Adjustment on Account of Coal Price Variation for the Month of September 2022**

Description	Quantity	Net CV	Coal Price		Exchange Rate
	Ton	kCal/Kg.	US\$/Ton	Rs/Ton	Rs./US\$
<b>Consumption from Stock:</b>					
Consumption from Shipment No. 79	8,420	5,385	346.67	71,053	204.96
Consumption from Shipment No. 81	15,713	5,697	345.88	75,890	219.41
Petrocoal Synergies (Pvt.) Ltd - Spot Coal Invoice # 55	1,951	5,788	314.50	69,001	219.40
Petrocoal Synergies (Pvt.) Ltd - Spot Coal Invoice # 62	3,175	5,646	297.11	66,048	222.30
Petrocoal Synergies (Pvt.) Ltd - Spot Coal Invoice # 67	1,124	5,832	306.45	68,124	222.30
Petrocoal Synergies (Pvt.) Ltd - Spot Coal Invoice # 68	2,296	5,774	301.86	67,104	222.30
Petrocoal Synergies (Pvt.) Ltd - Spot Coal Invoice # 71	897	5,903	310.02	68,917	222.30
Petrocoal Synergies (Pvt.) Ltd - Spot Coal Invoice # 72	1,078	5,701	299.87	66,661	222.30
Petrocoal Synergies (Pvt.) Ltd - Spot Coal Invoice # 73	971	5,614	295.50	65,690	222.30
Petrocoal Synergies (Pvt.) Ltd - Spot Coal Invoice # 75	584	5,632	296.40	65,891	222.30
Petrocoal Synergies (Pvt.) Ltd - Spot Coal Invoice # 76	1,543	5,917	310.71	69,070	222.30
Petrocoal Synergies (Pvt.) Ltd - Spot Coal Invoice # 77	475	5,909	310.30	68,980	222.30
Petrocoal Synergies (Pvt.) Ltd - Spot Coal Invoice # 84	1,674	5,897	308.44	68,566	222.30
Petrocoal Synergies (Pvt.) Ltd - Spot Coal Invoice # 87	2,678	5,802	304.55	67,702	222.30
Moiz Ali Trader (SMC-Pvt) Ltd - Spot Coal Invoice # CPHGC/MAT/0001	7,748	5,982	310.50	69,024	222.30
Moiz Ali Trader (SMC-Pvt) Ltd - Spot Coal Invoice # CPHGC/MAT/0002	16,456	5,902	311.78	69,309	222.30
Awan Trading Co. (Pvt.) Ltd - Spot Coal Invoice # 22230164	1,499	5,968	313.25	69,634	222.30
Awan Trading Co. (Pvt.) Ltd - Spot Coal Invoice # 22230165	1,983	5,867	308.11	68,492	222.30
Awan Trading Co. (Pvt.) Ltd - Spot Coal Invoice # 22230175	3,619	5,778	303.57	67,484	222.30
Awan Trading Co. (Pvt.) Ltd - Spot Coal Invoice # 22230190	1,191	5,728	301.01	66,914	222.30
<b>Total Consumption</b>	<b>75,076</b>	<b>5,770</b>	<b>320.24</b>	<b>70,283</b>	<b>219.47</b>


Description	Unit	Reference	Previous	Revised
Avg. Price of stock consumed during the month	Rs./Ton	12,532	70,507	70,283
Avg. net calorific value of stock consumed during the month	kCal/Kg	6,441	5,434	5,770
Avg. net calorific value of stock consumed during the month	BTU/Kg	25,556	21,563	22,898
Net Heat Rates	BTU/kWh	8,749	8,749	8,749
<b>Revised Fuel Cost Component</b>	<b>Rs./kWh</b>	<b>4.2913</b>	<b>28.6083</b>	<b>26.8550</b>

**Note:** The above adjustment of fuel cost component on coal shall be subject to verification by a consultant/Independent third party to be appointed for the purpose by the Authority. In case the verified delivered coal price is different, the fuel cost component shall be revised accordingly.



**China Power Hub Generation Company Private Limited**  
**Detail of Shipmnet**  
**For the month of September 2022**


Shipment Number		81
Vessel Name		MV IVS ATSUGI
Bill of Lading (B/L) Date		27-Jul-22
L/C Number		-
Origin of Coal		South Africa
API-4 Index for the month of B/L Date	US\$/Ton	328.79
Coal Price Differential to API 4 for the month of B/L	US\$/Ton	(62.47)
Fixed Price	US\$/Ton	266.32
Base Calorific Value	kCal/Kg	5,500
Actual Calorific Value	kCal/Kg	5,697
Quantity	MT	54,992
FOB Coal Price API-4 Index as per B/L month Adjusted for CV	US\$/Ton	275.86
Marine Freight Charges	US\$/Ton	31.61
Marine Insurance	US\$/Ton	0.13
CIF Coal Price	US\$/Ton	307.60
Other Charges:	US\$/Ton	36.95
(i) Port Handling Charges	US\$/Ton	4.21
(ii) Port Qasim Royalty Charge	US\$/Ton	2.44
(iii) Wharfage Charges	US\$/Ton	0.15
(iv) Customs Duties & Cess	US\$/Ton	21.74
(v) L/C Charges	US\$/Ton	-
(vi) PDA Charges at Load Port	US\$/Ton	0.48
(vii) PDA Charges at Discharge Port	US\$/Ton	0.64
(viii) Transportation and Loading Charges	US\$/Ton	7.27
(ix) Custom Clearance	US\$/Ton	0.02
(x) Pilotage Charges	US\$/Ton	-
Delivered Coal Price before adjustment of Handling Loss	US\$/Ton	344.55
Handling Loss 1% or actual whichever is minimum	US\$/Ton	1.33
Delivered Coal Price with losses at Power Plant	US\$/Ton	345.88
Exchange Rate	Rs./US\$	219.41
Delivered Coal Price with losses at Power Plant	Rs./Ton	75,890



Handwritten signature or mark.

**China Power Hub Generation Company Private Limited**  
**Details of Spot Coal Purchases**  
**For the month of September 2022**

Bidding Month	Coal Supplier	Invoice No.	Quantity (MT)	Base Price (Rs. /Ton)	Base NCV (Kcal/Kg)	Actual NCV (Kcal/Kg)	CV Adjusted Price (Rs. /Ton)	Transportation Cost (Rs. /Ton)	Delivered Price As Per Request/Invoice (Rs./Ton)
Jul-22		55	2,051.97	71,525	6,000	5,788	69,001	-	69,001
Aug-22	Petrocoal Synergies (Pvt.) Ltd	62	3,174.89	67,000	6,000	5,646	63,048	3,000	66,048
		67	1,123.78	67,000	6,000	5,832	65,124	3,000	68,124
		68	2,296.06	67,000	6,000	5,774	64,475	3,000	67,104
		71	897.27	67,000	6,000	5,903	65,917	3,000	68,917
		72	1,078.29	67,000	6,000	5,701	63,661	3,000	66,661
		73	971.34	67,000	6,000	5,614	62,690	3,000	65,690
		75	583.73	67,000	6,000	5,632	62,891	3,000	65,891
		76	1,542.89	67,000	6,000	5,917	66,070	3,000	69,070
		77	475.29	67,000	6,000	5,909	65,980	3,000	68,980
		84	1,673.93	67,000	6,000	5,897	65,854	3,000	68,566
		87	6,051.94	67,000	6,000	5,802	64,787	3,000	67,702
	Moiz Ali Trader (SMC-Pvt) Ltd	CPHFC/MAT/0001	7,748.38	33,900	6,000	5,982	33,797	36,100	69,024
		CPHFC/MAT/0002	25,520.07	33,900	6,000	5,901	33,341	36,100	69,309
	Awan Trading Co. (Pvt.) Ltd	22230164	1,498.64	68,000	6,000	5,968	67,634	2,000	69,634
		22230165	1,983.03	68,000	6,000	5,867	66,492	2,000	68,492
		22230175	3,619.13	68,000	6,000	5,778	65,487	2,000	67,484
		22230190	5,913.86	68,000	6,000	5,728	64,914	2,000	66,914



**China Power Hub Generation Company Private Limited**  
**Marine Freight Calculation**  
**For the month of September 2022**

Description	Unit	MV IVS ATSUGI
Loading Port Name		RBCT
Discharge Port		PIBT
Delivery Days:		
Voyage	Days	27.04
At Port	Days	4.67
Total Delivery Days	Days	31.70
Average Time Charter Rate	US\$/Day	24,266
Time Charter Cost	US\$	769,333
Bunker Consumption:		
Bunker during Voyage	Ton	878.72
Bunker during Port Days	Ton	23.33
Total	Ton	902.05
Bunker Price	US\$/Ton	1,074.00
Bunker Cost	US\$	968,801
Total Voyage Expense	US\$	1,738,134
Quantity	Tons	54,992
Marine Freight	US\$/Ton	31.61



Q sh A