



Registrar

National Electric Power Regulatory Authority

Islamic Republic of Pakistan

NEPRA Tower, Attaturk Avenue (East), G-5/1, Islamabad
Ph: +92-51-9206500, Fax: +92-51-2600026
Web: www.nepra.org.pk, E-mail: registrar@nepra.org.pk

No. NEPRA/R/ADG(Trf)/TRF-308/HSRPEL-2015/3 *8624-28*

October 8, 2021

Chief Executive
Huaneng Shandong Ruyi (Pakistan) Energy (Pvt.) Ltd.
House No. 4, A, Street No.20,
F-8/2, Islamabad
Phone: (03000 805869, 0310 7878539)

Subject: Decision of the Authority in the matter of Fuel Price Adjustment for Huaneng Shandong Ruyi (Pakistan) Energy (Private) Limited (HSR) [Case No. NEPRA/R/TRF-308/HSRPEL-2015]

Enclosed please find herewith the subject decision of the Authority along with Schedule of Fuel Cost Part of Energy Charge (Annex-I), Details of Shipments (Annex-II), Marine Freight Calculation (Annex-III) and Inland Freight Charges (Annex-IV) (**05 pages**) in the matter of fuel price adjustment on account of **Coal** price variation for the month of **September 2021** in respect of Huaneng Shandong Ruyi (Pakistan) Energy (Private) Limited.

Enclosure: As above

[Handwritten signature]
58 x 21

(Syed Safeer Hussain)

CC:

1. Secretary Ministry of Energy (Power Division), 'A' Block, Pak Secretariat, Islamabad
2. Secretary, Cabinet Division, Cabinet Secretariat, Islamabad
3. Secretary, Ministry of Finance, 'Q' Block, Pak Secretariat, Islamabad.
4. Chief Executive Officer, Central Power Purchasing Agency Guarantee Limited, Shaheen Plaza, 73-West, Fazl-e-Haq Road, Islamabad.


**DECISION OF THE AUTHORITY IN THE MATTER OF FUEL PRICE ADJUSTMENT
FOR HUANENG SHANDONG RUYI (PAKISTAN) ENERGY PRIVATE LIMITED**


1. Pursuant to the Authority's decision dated March 31, 2015 in the matter of Approval of Upfront Coal Tariff for 2x660 MW coal power plant of Huaneng Shandong Ruyi (Pakistan) Energy Private Limited (hereafter "HSRPEL"), decision dated September 23, 2016 regarding Suo Moto Review Proceedings in the Fuel Price Adjustment Mechanism, decision dated February 15, 2018 regarding inland freight charges, decision dated January 17, 2019 in the matter of tariff adjustment at Commercial Operation Date (COD) of HSRPEL and decision dated August 22, 2019 in the matter of motion for leave for review regarding fuel price adjustment, the fuel portion of the energy charge part of HSRPEL's tariff has been adjusted for variation in coal price(s). HSRPEL requested weighted average coal price of US\$ 216.71/Ton for coal consumed during the month of September 2021. HSRPEL requested fuel cost component of Rs. 13.5804/kWh for September 2021. The requested coal price and fuel cost component was found on higher side. In accordance with the prescribed mechanism, the revised coal prices for each shipment have been worked out and are attached as Annexure to this decision. The revised fuel cost component of energy charge part of HSRPEL's tariff indicated hereunder shall be immediately applicable to units delivered during the month.

Period	Fuel Cost Component (Rs./kWh)	
	Reference	Revised
September 2021	4.9135	13.2173


2. Marine freight has been worked out on the basis of 42,300 tons and 50,000 tons or actual ship quantity whichever is higher for ships unloaded at PQA Marginal Wharf 3&4 and PIBTL/KPT respectively. PDA charges have also been worked out on the same basis of respective quantities.
3. The above referred revised fuel cost component along with revised coal prices, revised marine freight charges and revised inland freight charges attached as **Annex-I, Annex-II, Annex-III & Annex-IV** respectively are to be notified in the official gazette, in accordance with the provisions of Section 31(7) of the Regulation of Generation, Transmission and Distribution of Electric Power Act 1997.
4. CPPA (G) to ensure that all payments are consistent with the tariff determination(s).


AUTHORITY


Rehmatullah Baloch
Member


Engr. Maqsood Anwar Khan
Member


Engr. Rafique Ahmed Shaikh
Member




Tauseef H. Farooqi
Chairman


28/9/21

Huaneng Shandong Ruyi Energy (Private) Company Limited
Schedule of Fuel Cost Part of Energy Charge
Adjustment on Account of Coal Price Variation for the Month of September 2021


Description	Quantity	Net CV	Coal Price		Exchange Rate
	Ton	kCal/Kg.	US\$/Ton	Rs/Ton	Rs./US\$
Consumption from Stock:					
Consumption from Shipment No. HSR 278	6,464	5,826	201.11	32,229	160.26
Consumption from Shipment No. HSR 279	43,547	5,765	200.28	32,097	160.26
Consumption from Shipment No. HSR 280	43,511	5,705	215.71	35,542	164.77
Consumption from Shipment No. HSR 281	43,553	5,787	217.67	35,865	164.77
Consumption from Shipment No. HSR 282	43,540	5,773	218.19	35,950	164.77
Consumption from Shipment No. HSR 283	43,542	5,776	219.58	36,181	164.77
Consumption from Shipment No. HSR 284	29,170	5,789	222.60	36,678	164.77
Total Consumption	253,327	5,766	214.91	35,232	163.94

Description	Unit	Reference	Previous	Revised
Avg. price of stock consumed during the month	Rs./Ton	13,605	31,113	35,232
Avg. net calorific value of stock consumed during the month	kCal/Kg	5,990	5,782	5,766
Avg. net calorific value of stock consumed during the month	BTU/Kg	23,768	22,943	22,881
Net Heat Rates	BTU/kWh	8,584	8,584	8,584
Revised Fuel Cost Component	Rs./kWh	4.9135	11.6408	13.2173

Note: The above adjustment of fuel cost component on coal shall be subject to verification by a consultant/Independent third party to be appointed for the purpose by the Authority. In case the verified delivered coal price is different, the fuel cost component shall be revised accordingly.



Huaneng Shandong Ruyi Energy (Private) Company Limited
Details of Shipmnets
For the Month of September 2021




Shipment Number		HSR 279	HSR 280	HSR 281	HSR 282	HSR 283	HSR 284
Vessel Name		MV JOSCO TAICANG	MV PPS SALMON	MV IVS PHOENIX	MV IVS ATSUGI	MV BBG CONFIDENCE	MV PORT BELMONTE
Bill of Lading (B/L) Date		20-Jul-21	9-Aug-21	13-Aug-21	16-Aug-21	24-Aug-21	29-Aug-21
L/C / TT Number		ICBC/LHE/RGC/2 0210803-01	ICBC/LHE/RGC/2 0210826-01	ICBC/LHE/RGC/2 0210827-02	ICBC/LHE/RGC/ 20210902-01	ICBC/LHE/RGC/ 20210906-01	ICBC/LHE/RGC/2 0210907-01
Origin		South Africa	South Africa	South Africa	South Africa	South Africa	South Africa
API-4 Index for the month of B/L Date		122.35	138.06	138.06	138.06	138.06	138.06
Base Calorific Value	kCal/Kg	6,000	6,000	6,000	6,000	6,000	6,000
Actual Calorific Value	kCal/Kg	5,765	5,705	5,787	5,773	5,776	5,789
Quantity	MT	44,000	43,968	43,997	43,984	44,000	44,000
FOB Coal Price API-4 Index as per B/L month Adjusted for CV	US\$/Ton	117.56	131.27	133.16	132.84	132.91	133.20
Discount	US\$/Ton	-	-	-	-	-	-
Marine Freight Charges	US\$/Ton	34.72	36.43	36.41	36.85	37.91	40.32
Marine Insurance	US\$/Ton	0.14	0.15	0.15	0.16	0.16	0.16
CIF Coal Price	US\$/Ton	152.42	167.85	169.72	169.85	170.97	173.69
Handling Loss 1% or actual whichever is minimum	US\$/Ton	-	-	-	-	-	-
CIF Coal Price with losses at Karachi	US\$/Ton	152.42	167.85	169.72	169.85	170.97	173.69
Other Charges:	US\$/Ton	18.85	19.44	19.51	19.90	20.15	20.42
(i) Port Handling Charges	US\$/Ton	4.23	4.23	4.23	4.23	4.23	4.23
(ii) Port Qasim Royalty Charge	US\$/Ton	2.40	2.40	2.40	2.40	2.40	2.40
(iii) Customs Duties & Cess	US\$/Ton	10.08	10.71	10.79	11.10	11.39	11.68
(iv) L/C / TT Charges	US\$/Ton	0.10	0.10	0.10	0.10	0.10	0.10
(v) PDA Charges at Load Port	US\$/Ton	0.73	0.68	0.68	0.75	0.72	0.70
(vi) PDA Charges at Discharge Port	US\$/Ton	0.97	0.97	0.97	0.97	0.97	0.97
(vii) Freight Forwarding/Custom Clearance	US\$/Ton	0.05	0.05	0.05	0.05	0.05	0.05
(viii) Wharfage Charges	US\$/Ton	0.21	0.21	0.21	0.21	0.21	0.21
(ix) Commodity & Ash Fusion Temperature Inspection	US\$/Ton	0.09	0.09	0.09	0.09	0.09	0.09
Inland Freight Charges	US\$/Ton	27.02	26.28	26.28	26.28	26.28	26.28
Delivered Coal Price before adjustment of Handling Loss	US\$/Ton	198.30	213.57	215.51	216.02	217.41	220.40
Handling Loss 1% or actual whichever is minimum	US\$/Ton	1.98	2.14	2.16	2.16	2.17	2.20
Delivered Coal Price with losses at Power Plant	US\$/Ton	200.28	215.71	217.67	218.19	219.58	222.60
Exchange Rate	Rs./US\$	160.26	164.77	164.77	164.77	164.77	164.77
Delivered Coal Price with losses at Power Plant	Rs./Ton	32,096.84	35,542.11	35,865.22	35,950.36	36,180.54	36,677.94

2

Huaneng Shandong Ruyi Energy (Private) Company Limited
Marine Freight Calculation
For the Month of September 2021

Description		HSR 279	HSR 280	HSR 281	HSR 282	HSR 283	HSR 284
		MV JOSCO TAICANG	MV PPS SALMON	MV IVS PHOENIX	MV IVS ATSUGI	MV BBG CONFIDENCE	MV PORT BELMONTE
		PQA	PQA	PQA	PQA	PQA	PQA
Delivery Days:							
Voyage	Days	27.04	27.04	27.04	27.04	27.04	27.04
At Port	Days	6.87	6.86	6.87	6.86	6.87	6.87
Total Delivery Days	Days	33.90	33.90	33.90	33.90	33.90	33.90
Average Time Charter Rate	US\$/Day	30,526	33,114	33,114	33,870	36,036	38,169
Time Charter Cost	US\$	1,034,959	1,122,561	1,122,689	1,148,262	1,221,771	1,294,088
Bunker Consumption:							
Bunker during Voyage	Ton	878.72	878.72	878.72	878.72	878.72	878.72
Bunker during Port Days	Ton	34.33	34.31	34.33	34.32	34.33	34.33
MGO Consumption	Ton	3.90	3.90	3.90	3.90	3.90	3.90
Total	Ton	916.95	916.93	916.95	916.94	916.95	916.95
Bunker Price 0.5%	\$/Ton	537.00	522.00	522.00	515.00	486.00	523.00
MGO Price 0.1%	\$/Ton	645.00	640.00	640.00	635.00	620.00	645.00
Bunker Cost	US\$	492,824	479,098	479,108	472,693	446,161	480,042
Total Voyage Expense	US\$	1,527,783	1,601,659	1,601,797	1,620,955	1,667,932	1,774,130
Quantity	Tons	44,000	43,968	43,997	43,984	44,000	44,000
Marine Freight	US\$/Ton	34.72	36.43	36.41	36.85	37.91	40.32

*PDA Charges both at Load and Discharge Ports have been included in Other Charges.



Huaneng Shandong Ruyi Energy (Private) Company Limited
Inland Freight Charges
For the Month of September 2021

Description	Reference Rs/Ton/km	Revised					
		HSR 279	HSR 280	HSR 281	HSR 282	HSR 283	HSR 284
		MV JOSCO TAICANG	MV PPS SALMON	MV IVS PHOENIX	MV IVS ATSUGI	MV BBG CONFIDENCE	MV PORT BELMONTE
Fixed Freight Charges (FFC)	1.77	1.93	1.93	1.93	1.93	1.93	1.93
Variable Freight Charges (VFC)	0.81	0.98	0.98	0.98	0.98	0.98	0.98
(i) Fuel	0.40	0.54	0.54	0.54	0.54	0.54	0.54
(ii) O&M	0.40	0.44	0.44	0.44	0.44	0.44	0.44
Other Freight Charges Component	0.72	0.72	0.72	0.72	0.72	0.72	0.72
Profit Margin	0.23	0.23	0.23	0.23	0.23	0.23	0.23
Total Freight Charges (Rs/Ton/km)	3.53	3.87	3.87	3.87	3.87	3.87	3.87
Distance (Km)	1,060	1,060	1,060	1,060	1,060	1,060	1,060
Total Freight Charges (Rs/Ton)	3,743	4,099	4,099	4,099	4,099	4,099	4,099
Indexation Values:							
Consumer Price Index Base Year 2015-16	131.67	143.74	143.74	143.74	143.74	143.74	143.74
HSD Price (Rs./Liter)	87.12	116.53	116.53	116.53	116.53	116.53	116.53
Spurline Component:							
Spurline Component (Rs./ton)	189.82	231.78	231.78	231.78	231.78	231.78	231.78
Total Quantity Handeled (Tons)	302,087	247,400	247,400	247,400	247,400	247,400	247,400
Inland Freight Charges with Spurline (Rs/Ton)	3,933	4,331	4,331	4,331	4,331	4,331	4,331
Exchange Rate	-	160.26	164.77	164.77	164.77	164.77	164.77
Inland Freight Charges with Spurline (USD/Ton)	-	27.02	26.28	26.28	26.28	26.28	26.28
Handling Month	-	Aug-21	Aug-21	Aug-21	Aug-21	Aug-21	Aug-21

