



**Registrar**

# **National Electric Power Regulatory Authority**

## **Islamic Republic of Pakistan**

NEPRA Tower, Attaturk Avenue (East), G-5/1, Islamabad  
Ph: +92-51-9206500, Fax: +92-51-2600026  
Web: [www.nepra.org.pk](http://www.nepra.org.pk), E-mail: [registrar@nepra.org.pk](mailto:registrar@nepra.org.pk)

No. NEPRA/R/ADG(Trf)/TRF-308/HSRPEL-2015/114-118


January 4, 2022

Chief Executive  
Huaneng Shandong Ruyi (Pakistan) Energy (Pvt.) Ltd.  
House No. 4, A, Street No.20,  
F-8/2, Islamabad  
Phone: (03000 805869, 0310 7878539)

**Subject: Decision of the Authority in the matter of Fuel Price Adjustment for Huaneng Shandong Ruyi (Pakistan) Energy (Private) Limited (HSR) [Case No. NEPRA/R/TRF-308/HSRPEL-2015]**

Enclosed please find herewith the subject decision of the Authority along with Schedule of Fuel Cost Part of Energy Charge (Annex-I), Details of Shipments (Annex-II), Marine Freight Calculation (Annex-III) and Inland Freight Charges (Annex-IV) (05 pages) in the matter of fuel price adjustment on account of Coal price variation for the month of **December 2021** in respect of Huaneng Shandong Ruyi (Pakistan) Energy (Private) Limited.

Enclosure: As above

  
04 01 22  
( Syed Safeer Hussain )

CC:

1. Secretary Ministry of Energy (Power Division), 'A' Block, Pak Secretariat, Islamabad
2. Secretary, Cabinet Division, Cabinet Secretariat, Islamabad
3. Secretary, Ministry of Finance, 'Q' Block, Pak Secretariat, Islamabad.
4. Chief Executive Officer, Central Power Purchasing Agency Guarantee Limited, Shaheen Plaza, 73-West, Fazl-e-Haq Road, Islamabad.

**DECISION OF THE AUTHORITY IN THE MATTER OF FUEL PRICE ADJUSTMENT  
FOR HUANENG SHANDONG RUYI (PAKISTAN) ENERGY PRIVATE LIMITED**

- Pursuant to the Authority's decision dated March 31, 2015 in the matter of Approval of Upfront Coal Tariff for 2x660 MW coal power plant of Huaneng Shandong Ruyi (Pakistan) Energy Private Limited (HSRPEL), decision dated September 23, 2016 regarding Suo Moto Review Proceedings in the Fuel Price Adjustment Mechanism, decision dated February 15, 2018 regarding inland freight charges, decision dated January 17, 2019 in the matter of tariff adjustment at Commercial Operation Date (COD) of HSRPEL and decision dated August 22, 2019 in the matter of motion for leave for review regarding fuel price adjustment, the fuel portion of the energy charge part of HSRPEL's tariff has been adjusted for variation in coal price(s). HSRPEL requested weighted average coal price of US\$ 244.05/Ton for coal consumed during the month of December 2021. HSRPEL requested fuel cost component of Rs. 15.9554/kWh for December 2021. The requested coal price and fuel cost component were found on higher side. In accordance with the prescribed mechanism, the revised coal prices for each shipment have been worked out and are attached as Annexure to this decision. The revised fuel cost component of energy charge part of HSRPEL's tariff indicated hereunder shall be immediately applicable to units delivered during the month.

Period	Fuel Cost Component (Rs./kWh)	
	Reference	Revised
December 2021	4.9135	14.7072

- Marine freight has been worked out on the basis of 42,300 tons and 50,000 tons or actual ship quantity whichever is higher for ships unloaded at PQA Marginal Wharf 3&4 and PIBTL/KPT respectively. PDA charges have also been worked out on the same basis of respective quantities. HSR has been including Marine Gas Oil (MGO) consumption in the marine freight while none of other similar coal power plants is requesting the same, therefore, the Authority has decided not to consider MGO consumption in the calculation of marine freight.
- The above referred revised fuel cost component along with revised coal prices, revised marine freight charges and revised inland freight charges attached as **Annex-I, Annex-II, Annex-III & Annex-IV** respectively are to be notified in the official gazette, in accordance with the provisions of Section 31(7) of the Regulation of Generation, Transmission and Distribution of Electric Power Act 1997.
- CPPA (G) to ensure that all payments are consistent with the tariff determination(s).

**AUTHORITY**

*229/12/21*  
Rehmatullah Baloch  
Member

*22/12/21*  
Engr. Masood Anwar Khan  
Member

Engr. Rafique Ahmed Shaikh  
Member



*22/12/21*  
Tauseef H. Farooqi  
Chairman


(1)

**Huaneng Shandong Ruyi Energy (Private) Company Limited**  
**Schedule of Fuel Cost Part of Energy Charge**  
**Adjustment on Account of Coal Price Variation for the Month of December 2021**

Description	Quantity	Net CV	Coal Price		Exchange Rate
	Ton	kCal/Kg.	US\$/Ton	Rs/Ton	Rs./US\$
<b>Consumption from Stock:</b>					
Consumption from Shipment No. HSR 294	20,945	5,897	299.86	51,708	172.44
Consumption from Shipment No. HSR 295	42,424	5,797	216.14	37,560	173.78
Consumption from Shipment No. HSR 297	55,513	5,872	212.67	36,957	173.78
<b>Total Consumption</b>	<b>118,882</b>	<b>5,850</b>	<b>229.27</b>	<b>39,771</b>	<b>173.47</b>

Description	Unit	Reference	Previous	Revised
Avg. price of stock consumed during the month	Rs./Ton	13,605	47,286	39,771
Avg. net calorific value of stock consumed during the month	kCal/Kg	5,990	5,796	5,850
Avg. net calorific value of stock consumed during the month	BTU/Kg	23,768	23,000	23,213
Net Heat Rates	BTU/kWh	8,584	8,584	8,584
<b>Revised Fuel Cost Component</b>	<b>Rs./kWh</b>	<b>4.9135</b>	<b>17.6483</b>	<b>14.7072</b>


**Note:** The above adjustment of fuel cost component on coal shall be subject to verification by a consultant/Independent third party to be appointed for the purpose by the Authority. In case the verified delivered coal price is different, the fuel cost component shall be revised accordingly.



**Huaneng Shandong Ruyi Energy (Private) Company Limited**  
**Details of Shipments**

**For the Month of December 2021**


Shipment Number		HSR 295	HSR 297
Vessel Name		MV Chang Hang Hui Hai	MV Young Glory
Bill of Lading (B/L) Date		20-Nov-21	6-Nov-21
L/C / TT Number			
Origin		South Africa	South Africa
API-4 Index for the month of B/L Date		140.94	140.94
Base Calorific Value	kCal/Kg	6,000	6,000
Actual Calorific Value	kCal/Kg	5,797	5,872
Quantity	MT	43,165	59,725
FOB Coal Price API-4 Index as per B/L month Adjusted for CV	US\$/Ton	136.17	137.93
Adjustment for Sulphur Content	US\$/Ton	(0.12)	
Discount	US\$/Ton	-	-
Marine Freight Charges	US\$/Ton	32.36	23.39
Marine Insurance	US\$/Ton	0.14	0.14
CIF Coal Price	US\$/Ton	168.56	161.46
Handling Loss 1% or actual whichever is minimum	US\$/Ton	-	-
CIF Coal Price with losses at Karachi	US\$/Ton	168.56	161.46
Other Charges:	US\$/Ton	19.76	23.42
(i) Port Handling Charges	US\$/Ton	4.23	4.42
(ii) Port Qasim Royalty Charge	US\$/Ton	2.40	2.29
(iii) Customs Duties & Cess	US\$/Ton	11.02	10.85
(iv) L/C / TT Charges	US\$/Ton	0.10	0.10
(v) PDA Charges at Load Port	US\$/Ton	0.47	0.55
(vi) PDA Charges at Discharge Port	US\$/Ton	1.22	0.88
(vii) Freight Forwarding/Custom Clearance	US\$/Ton	0.04	0.04
(viii) Wharfage Charges	US\$/Ton	0.20	0.20
(ix) Commodity & Ash Fusion Temperature Inspection	US\$/Ton	0.08	0.08
(x) Transportation & Loading charges	US\$/Ton	-	4.01
Inland Freight Charges	US\$/Ton	25.68	25.68
Delivered Coal Price before adjustment of Handling Loss	US\$/Ton	214.00	210.56
Handling Loss 1% or actual whichever is minimum	US\$/Ton	2.14	2.11
Delivered Coal Price with losses at Power Plant	US\$/Ton	216.14	212.67
Exchange Rate	Rs./US\$	173.78	173.78
Delivered Coal Price with losses at Power Plant	Rs./Ton	37,559.95	36,957.15



## Annex-III

**Huaneng Shandong Ruyi Energy (Private) Company Limited**  
**Marine Freight Calculation**  
**For the Month of December 2021**

Description		HSR 295	HSR 297
		MV Chang Hang Hui Hai	MV Young Glory
		PQA	PIBT
Delivery Days:			
Voyage	Days	27.04	27.04
At Port	Days	6.76	4.98
Total Delivery Days	Days	33.79	32.02
Average Time Charter Rate	US\$/Day	24,863	26,580
Time Charter Cost	US\$	840,191	851,069
Bunker Consumption:			
Bunker during Voyage	Ton	878.72	878.72
Bunker during Port Days	Ton	33.78	24.91
Total	Ton	912.50	903.63
Bunker Price	\$/Ton	610.00	604.00
Bunker Cost	US\$	556,622	545,791
Total Voyage Expense	US\$	1,396,813	1,396,860
Quantity	Tons	43,165	59,725
<b>Marine Freight</b>	<b>US\$/Ton</b>	<b>32.36</b>	<b>23.39</b>
*PDA Charges both at Load and Discharge Ports have been included in Other Charges.			



## Annex-IV

**Huaneng Shandong Ruyi Energy (Private) Company Limited**  
**Inland Freight Charges**  
**For the Month of December 2021**

Description	Reference Rs/Ton/km	Revised	
		HSR 295 MV Chang Hang Hui Hai	HSR 297 MV Young Glory
Fixed Freight Charges (FFC)	1.77	1.93	1.93
Variable Freight Charges (VFC)	0.81	1.10	1.10
(i) Fuel	0.40	0.66	0.66
(ii) O&M	0.40	0.44	0.44
Other Freight Charges Component	0.72	0.72	0.72
Profit Margin	0.23	0.23	0.23
<b>Total Freight Charges (Rs/Ton/km)</b>	<b>3.53</b>	<b>3.98</b>	<b>3.98</b>
Distance (Km)	1,060	1,060	1,060
<b>Total Freight Charges (Rs/Ton)</b>	<b>3,743</b>	<b>4,222</b>	<b>4,222</b>
<b>Indexation Values:</b>			
Consumer Price Index Base Year 2015-16	131.67	143.74	143.74
HSD Price (Rs./Liter)	87.12	141.53	141.53
<b>Spurline Component:</b>			
Spurline Component (Rs./ton)	189.82	240.48	240.48
Total Quantity Handeled (Tons)	302,087	238,452	238,452
<b>Inland Freight Charges with Spurline (Rs/Ton)</b>	<b>3,933</b>	<b>4,462</b>	<b>4,462</b>
Exchange Rate	-	173.78	173.78
<b>Inland Freight Charges with Spurline (USD/Ton)</b>	<b>-</b>	<b>25.68</b>	<b>25.68</b>
Handling Month	-	Nov-21	Nov-21

