



# National Electric Power Regulatory Authority Islamic Republic of Pakistan

NEPRA Tower, Attaturk Avenue (East), G-5/1, Islamabad  
Ph: +92-51-9206500, Fax: +92-51-2600026  
Web: www.nepra.org.pk, E-mail: registrar@nepra.org.pk

Registrar

No. NEPRA/R/ADG(Trf)/TRF-308/HSRPEL-2015/2301-05


November 3, 2022

Chief Executive  
Huaneng Shandong Ruyi (Pakistan) Energy (Pvt.) Ltd.  
House No. 4, A, Street No.20,  
F-8/2, Islamabad  
Phone: (03000 805869, 0310 7878539)

Subject: **Decision of the Authority in the matter of Fuel Price Adjustment for the month of September 2022 for Huaneng Shandong Ruyi (Pakistan) Energy (Private) Limited (HSR) [Case No. NEPRA/TRF-308/HSRPEL-2015]**

Enclosed please find herewith the subject decision of the Authority along with Schedule of Fuel Cost Part of Energy Charge (Annex-I), Details of Local Purchases (Annex-II) and Inland Freight Charges (Annex-III) (04 pages) in the matter of fuel price adjustment on account of Coal price variation for the month of **September 2022** in respect of Huaneng Shandong Ruyi (Pakistan) Energy (Private) Limited.

Enclosure: As above

  
03 X 122

( Syed Safeer Hussain )

CC:

1. Secretary Ministry of Energy (Power Division), 'A' Block, Pak Secretariat, Islamabad
2. Secretary, Cabinet Division, Cabinet Secretariat, Islamabad
3. Secretary, Ministry of Finance, 'Q' Block, Pak Secretariat, Islamabad.
4. Chief Executive Officer, Central Power Purchasing Agency Guarantee Limited, Shaheen Plaza, 73-West, Fazl-e-Haq Road, Islamabad.


**DECISION OF THE AUTHORITY IN THE MATTER OF FUEL PRICE ADJUSTMENT FOR THE MONTH OF SEPTEMBER 2022 FOR HUANENG SHANDONG RUYI (PAKISTAN) ENERGY PRIVATE LIMITED.**

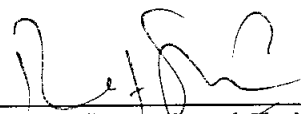
1. Pursuant to the Authority's decision dated March 31, 2015 in the matter of Approval of Upfront Coal Tariff for 2x660 MW coal power plant of Huaneng Shandong Ruyi (Pakistan) Energy Private Limited (HSRPEL), decision dated September 23, 2016 regarding Suo Moto Review Proceedings in the Fuel Price Adjustment Mechanism, decision dated February 15, 2018 regarding inland freight charges, decision dated January 17, 2019 in the matter of tariff adjustment at Commercial Operation Date (COD) of HSRPEL and decisions dated August 22, 2019 & May 6, 2021 in the matter of motion for leave for review regarding fuel price adjustments, the fuel portion of the energy charge part of HSRPEL's tariff has been adjusted for variation in coal price(s). HSRPEL requested weighted average coal price of Rs. 78,528/Ton for coal consumed during the month of September 2022. HSRPEL requested fuel cost component of Rs. 30.9202/kWh for September.
2. In accordance with the prescribed mechanism, the revised coal price for each consignment has been worked out and is attached as Annexure to this decision. The revised fuel cost component of energy charge part of HSRPEL's tariff indicated hereunder shall be immediately applicable to units delivered during the month.


Period	Fuel Cost Component (Rs./kWh)	
	Reference	Revised
September 2022	4.9135	29.0270


3. Fuel cost component allowed to HSR is on provisional basis and shall be subject to adjustment/refund, if necessary, in light of final decision of the Authority in the matter of complaint(s) received against the bidding process followed by HSR.
4. The above referred revised fuel cost component along with revised coal prices and revised inland freight charges attached as **Annex-I, Annex-II & Annex-III**, respectively are to be notified in the official gazette, in accordance with the provisions of Section 31(7) of the Regulation of Generation, Transmission and Distribution of Electric Power Act 1997.
5. CPPA (G) to ensure that all payments are consistent with the tariff determination(s).

**AUTHORITY**

  
Engr. Maqsood Anwar Khan  
Member

  
Engr. Rafique Ahmed Shaikh  
Member

  
Tauseef H. Farooqi  
Chairman





**Huaneng Shandong Ruyi Energy (Private) Company Limited**  
**Schedule of Fuel Cost Part of Energy Charge**  
**Adjustment on Account of Coal Price Variation for the Month of September 2022**

Description	Quantity	Net CV	Coal Price		Exchange Rate
	Ton	kCal/Kg	US\$/Ton	Rs/Ton	Rs./US\$
<b>Consumption from Stock:</b>					
Consumption from Local Purchase (PSL 14)	927	5,998	374.27	76,711	204.96
Consumption from Local Purchase (PSL 15)	2,419	5,922	362.83	74,366	204.96
Consumption from Local Purchase (PSL 16)	1,728	5,871	373.45	76,542	204.96
Consumption from Local Purchase (PSL 17)	1,502	6,001	369.04	75,638	204.96
Consumption from Local Purchase (PSL 18)	5,646	5,823	364.14	74,634	204.96
Consumption from Local Purchase (PSL 19)	5,001	5,553	362.88	74,375	204.96
Consumption from Local Purchase (PSL 20)	2,435	5,544	362.81	74,362	204.96
Consumption from Local Purchase (PSL 21)	1,563	5,405	349.66	71,667	204.96
Consumption from Local Purchase (PSL 22)	3,644	5,553	363.89	74,583	204.96
Consumption from Local Purchase (PSL 23)	973	5,471	354.05	72,566	204.96
Consumption from Local Purchase (PSL 24)	4,301	5,632	365.14	74,838	204.96
Consumption from Local Purchase (PSL 25)	738	5,716	364.69	74,748	204.96
Consumption from Local Purchase (PSL 26)	2,033	5,754	364.31	74,670	204.96
Consumption from Local Purchase (PSL 27)	5,092	5,728	369.18	75,668	204.96
Consumption from Local Purchase (PSL 28)	1,643	5,590	365.90	74,996	204.96
Consumption from Local Purchase (PSL 29)	7,114	5,781	363.16	74,433	204.96
Consumption from Local Purchase (PSL 30)	2,182	5,981	374.31	76,719	204.96
Consumption from Local Purchase (PSL 31)	12,084	5,651	362.69	74,337	204.96
Consumption from Local Purchase (PSL 32)	2,787	5,822	372.13	76,272	204.96
Consumption from Local Purchase (PSL 33)	7,138	5,740	366.51	75,121	204.96
Consumption from Local Purchase (Awan 09)	6,738	5,805	348.98	77,578	222.30
Consumption from Local Purchase (Awan 10)	17,104	5,697	349.75	77,749	222.30
Consumption from Local Purchase (Awan 11)	21,763	5,636	348.88	77,555	222.30
Consumption from Local Purchase (Awan 12)	5,526	5,614	345.39	76,780	222.30
Consumption from Local Purchase (Awan 13)	2,699	6,014	363.72	80,854	222.30
Consumption from Local Purchase (Awan 14)	10,850	5,848	354.18	78,734	222.30
Consumption from Local Purchase (Awan 15)	14,594	5,628	349.17	77,621	222.30
Consumption from Local Purchase (Awan 16)	13,426	5,612	348.34	77,436	222.30
<b>Total Consumption</b>	<b>163,650</b>	<b>5,700</b>	<b>356.40</b>	<b>76,484</b>	<b>214.60</b>

Description	Unit	Reference	Previous	Revised
Avg. price of stock consumed during the month	Rs./Ton	13,605	77,477	76,484
Avg. net calorific value of stock consumed during the month	kCal/Kg	5,990	5,714	5,700
Avg. net calorific value of stock consumed during the month	BTU/Kg	23,768	22,675	22,618
Net Heat Rates	BTU/kWh	8,584	8,584	8,584
<b>Revised Fuel Cost Component</b>	<b>Rs./kWh</b>	<b>4.9135</b>	<b>29.3304</b>	<b>29.0270</b>

**Note:** The above adjustment of fuel cost component on coal shall be subject to verification by a consultant/Independent third party to be appointed for the purpose by the Authority. In case the verified delivered coal price is different, the fuel cost component shall be revised accordingly.





Annex-II

**Huaneng Shandong Ruyi Energy (Private) Company Limited**  
**Details of Local Purchases**  
**For the Month of September 2022**

For the Month of September 2022																												
Consignment Detail		PSL 15	PSL 16	PSL 17	PSL 18	PSL 19	PSL 20	PSL 21	PSL 22	PSL 23	PSL 24	PSL 25	PSL 26	PSL 27	PSL 28	PSL 29	PSL 30	PSL 31	PSL 32	PSL 33	Awan-09	Awan-10	Awan-11	Awan-12	Awan-13	Awan-14	Awan-15	Awan-16
Invoice Date		18-Aug-22	18-Aug-22	18-Aug-22	22-Aug-22	22-Aug-22	25-Aug-22	25-Aug-22	27-Aug-22	27-Aug-22	5-Sep-22	5-Sep-22	5-Sep-22	5-Sep-22	8-Sep-22	15-Sep-22	15-Sep-22	15-Sep-22	8-Sep-22	15-Sep-22	20-Aug-22	27-Aug-22	29-Aug-22	5-Sep-22	5-Sep-22	5-Sep-22	16-Sep-22	16-Sep-22
Quantity	MT	2,419	1,728	1,502	5,646	5,001	2,435	1,563	3,644	973	4,301	738	2,033	5,092	1,643	7,114	2,182	12,084	2,787	14,087	6,738	17,126	21,639	5,526	2,699	10,850	14,632	13,343
Price as per Quotation	Rs./Ton	72,000	72,000	72,000	72,000	72,000	72,000	72,000	72,000	72,000	72,000	72,000	72,000	72,000	72,000	72,000	72,000	72,000	72,000	72,000	74,000	74,000	74,000	74,000	74,000	74,000	74,000	74,000
Base Calorific Value (GCV)	kCal/Kg	6,500	6,500	6,500	6,500	6,500	6,500	6,500	6,500	6,500	6,500	6,500	6,500	6,500	6,500	6,500	6,500	6,500	6,500	6,500	6,500	6,500	6,500	6,500	6,500	6,500	6,500	6,500
Actual Calorific Value (GCV)	kCal/Kg	6,320	6,487	6,434	6,322	6,320	6,319	6,082	6,324	6,128	6,354	6,325	6,319	6,423	6,376	6,342	6,503	6,374	6,481	6,453	6,563	6,509	6,497	6,473	6,725	6,559	6,441	6,501
NCV Tested by SGS	kCal/Kg	5,922	5,871	6,001	5,823	5,553	5,544	5,405	5,553	5,471	5,632	5,716	5,754	5,728	5,590	5,781	5,981	5,651	5,822	5,740	5,805	5,697	5,636	5,614	6,014	5,848	5,628	5,612
Coal Price Adjusted for GCV	Rs./Ton	70,006	71,856	71,269	70,028	70,006	69,995	67,370	70,050	67,879	70,383	70,062	69,995	71,147	70,626	70,250	72,033	70,604	71,790	71,479	74,717	74,102	73,966	73,693	76,562	74,672	73,328	74,011
Adjustment for Ash Content/Moisture	Rs./Ton	(9.50)		-	-	-	(2.00)	(71.75)	(23.75)	-	(8.50)	-	(11.75)	-	-	(8.75)	-	-	-	-	-	-	(420)	-	-	-	-	(459)
Adjusted Coal Price	Rs./Ton	69,997	71,856	71,269	70,028	70,006	69,993	67,298	70,027	67,879	70,374	70,062	69,983	71,147	70,626	70,241	72,033	70,604	71,790	71,479	74,717	74,102	73,546	73,693	76,562	74,672	73,328	73,552
Inspection Charges	Rs./Ton	15.50	15.50	15.50	15.50	15.50	15.50	15.50	15.50	15.50	15.50	15.50	15.50	15.50	15.50	15.50	15.50	15.50	15.50	15.50	15.50	15.50	15.50	15.50	15.50	15.50	15.50	15.50
Inland Freight Charges	Rs./Ton	4,354	4,671	4,354	4,590	4,354	4,354	4,354	4,541	4,671	4,448	4,671	4,671	4,505	4,354	4,177	4,671	3,717	4,467	3,626	2,845	3,534	3,994	3,072	4,277	4,047	4,074	3,868
Delivered Coal Price before Loss	Rs./Ton	74,366	76,542	75,638	74,634	74,375	74,362	71,667	74,583	72,566	74,838	74,748	74,670	75,668	74,996	74,433	76,719	74,337	76,272	75,121	77,578	77,652	77,555	76,780	80,854	78,734	77,418	77,436
Handling Loss upto 1%	Rs./Ton	-	-	-	-	-	-	-	-	-	-	-	-	-	-	-	-	-	-	-	-	97	-	-	-	-	204	-
Delivered Coal Price with loss at Plant	Rs./Ton	74,366	76,542	75,638	74,634	74,375	74,362	71,667	74,583	72,566	74,838	74,748	74,670	75,668	74,996	74,433	76,719	74,337	76,272	75,121	77,578	77,749	77,555	76,780	80,854	78,734	77,621	77,436
Notional Exchange Rate (June & Aug 2022)	Rs./US\$	204.96	204.96	204.96	204.96	204.96	204.96	204.96	204.96	204.96	204.96	204.96	204.96	204.96	204.96	204.96	204.96	204.96	204.96	204.96	222.30	222.30	222.30	222.30	222.30	222.30	222.30	222.30
Delivered Coal Price	US\$/Ton	362.83	373.45	369.04	364.14	362.88	362.81	349.66	363.89	354.05	365.14	364.69	364.31	369.18	365.90	363.16	374.31	362.69	372.13	366.51	348.98	349.75	348.88	345.39	363.72	354.18	349.17	348.34

*Handwritten signature/initials*

**Huaneng Shandong Ruyi Energy (Private) Company Limited**  
**Inland Freight Charges**  
**For the Month of September 2022**

Description	Reference	Revised			
	Rs/Ton/km	Kushal Kot	Kundian	Khairabad	Pipri
Fixed Freight Charges (FFC)	1.77	2.21	2.21	2.21	2.21
Variable Freight Charges (VFC)	0.81	1.64	1.64	1.64	1.64
(i) Fuel	0.40	1.13	1.13	1.13	1.13
(ii) O&M	0.40	0.51	0.51	0.51	0.51
Other Freight Charges Component	0.72	0.72	0.72	0.72	0.72
Profit Margin	0.23	0.23	0.23	0.23	0.23
<b>Total Freight Charges (Rs/Ton/km)</b>	<b>3.53</b>	<b>4.80</b>	<b>4.80</b>	<b>4.80</b>	<b>4.80</b>
Distance (Km)	1,060	892	512	826	1,060
<b>Total Freight Charges (Rs/Ton)</b>	<b>3,743</b>	<b>4,285</b>	<b>2,459</b>	<b>3,968</b>	<b>5,092</b>
<b>Indexation Values:</b>					
Consumer Price Index Base Year 2015-16	131.67	164.45	164.45	164.45	164.45
HSD Price (Rs./Liter)	87.12	244.69	244.69	244.69	244.69
<b>Spurline Component:</b>					
Spurline Component (Rs./ton)	189.82	385.99	385.99	385.99	385.99
Total Quantity Handeled (Tons)	302,087	148,560	148,560	148,560	148,560
<b>Inland Freight Charges with Spurline (Rs/Ton)</b>	<b>3,933</b>	<b>4,671</b>	<b>2,845</b>	<b>4,354</b>	<b>5,478</b>
Handling Month	-	Aug-22	Aug-22	Aug-22	Aug-22

