



# National Electric Power Regulatory Authority Islamic Republic of Pakistan

NEPRA Tower, Attaturk Avenue (East), G-5/1, Islamabad.  
Tel: +92-51-9206500, Fax: +92-51-2600026  
Web: www.nepa.org.pk, E-mail: registrar@nepa.org.pk

## Registrar

No. NEPRA/R/ADG(Trf)/TRF-308/HSRPEL-2015/ 3622-26

November 14, 2023

Chief Executive Officer  
Huaneng Shandong Ruyi (Pakistan) Energy (Pvt.) Ltd.  
House No. 4, A, Street No.20,  
F-8/2, Islamabad  
Phone: (03000 805869, 0310 7878539)

Subject: **Decision of the Authority in the matter of Fuel Price Adjustment for the month of September 2023 for Huaneng Shandong Ruyi (Pakistan) Energy (Private) Limited (HSR) [Case No. NEPRA/TRF-308/HSRPEL-2015]**

Enclosed please find herewith the subject decision of the Authority along with revised Fuel Cost Part of Energy Charge (Annex-I), Details of Local Purchases (Annex-II) and Inland Freight Charges (Annex-III) (total 04 pages) in the matter of fuel price adjustment on account of Coal price variation for the month of **September 2023** in respect of Huaneng Shandong Ruyi (Pakistan) Energy (Private) Limited.

Enclosure: As above

  
( Engr. Mazhar Iqbal Ranjha )

Copy to: (alongwith copy of subject Decision):

1. Secretary Ministry of Energy (Power Division), 'A' Block, Pak Secretariat, Islamabad
2. Secretary, Cabinet Division, Cabinet Secretariat, Islamabad
3. Secretary, Ministry of Finance, 'Q' Block, Pak Secretariat, Islamabad.
4. Chief Executive Officer, Central Power Purchasing Agency Guarantee Limited, Shaheen Plaza, 73-West, Fazl-e-Haq Road, Islamabad.

**DECISION OF THE AUTHORITY IN THE MATTER OF FUEL PRICE ADJUSTMENT FOR THE MONTH OF SEPTEMBER 2023 FOR HUANENG SHANDONG RUYI (PAKISTAN) ENERGY PRIVATE LIMITED.**

1. Pursuant to the Authority's decision dated March 31, 2015 in the matter of Approval of Upfront Coal Tariff for 2x660 MW coal power plant of Huaneng Shandong Ruyi (Pakistan) Energy Private Limited (HSRPEL), decision dated September 23, 2016 regarding Suo Moto Review Proceedings in the Fuel Price Adjustment Mechanism, decision dated February 15, 2018 regarding inland freight charges, decision dated January 17, 2019 in the matter of tariff adjustment at Commercial Operation Date (COD) of HSRPEL and decisions dated August 22, 2019 & May 6, 2021 in the matter of motion for leave for review regarding fuel price adjustments, the fuel portion of the energy charge part of HSRPEL's tariff has been adjusted for variation in coal price(s). HSRPEL requested weighted average coal price of Rs. 59,395/Ton for coal consumed during the month of September 2023. HSRPEL requested fuel cost component of Rs. 22.1758/kWh for September 2023.
2. The Authority in its collective and joint wisdom decided with consensus as under; which will be hereafter called as decision of the Authority in the matter:

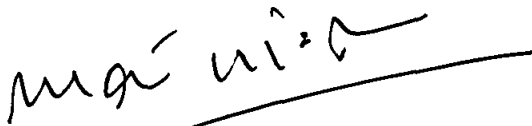
"Based on the documentary evidence and information submitted by HSRPEL, the fuel cost component of energy charge part of HSRPEL's tariff is adjusted for variation in coal price for the month of September 2023."


3. The revised FCC of energy charge part of HSRPEL's tariff indicated hereunder shall be immediately applicable to the units delivered during the month:


Period	Reference Fuel Cost Component Rs./kWh	Revised Fuel Cost Component Rs./kWh
September 2023	4.2913	18.8759


4. The revised fuel cost component along with revised coal price spot coal attached as **Annex-I, Annex-II & Annex-III**, respectively, are to be notified in the official gazette, in accordance with the provisions of Section 31(7) of the Regulation of Generation, Transmission and Distribution of Electric Power Act 1997.
5. CPPA (G) to ensure that all payments are consistent with the tariff determination(s).


**AUTHORITY**

  
Mathar Niaz Rana (nsc)  
Member


  
Engr. Maqsood Anwar Khan  
Member

  
Engr. Rafique Ahmed Shaikh  
Member

  
Amina Ahmed  
Member

  
Waseem Mukhtar  
Chairman

1/4



**Huaneng Shandong Ruyi Energy (Private) Company Limited**  
**Schedule of Fuel Cost Part of Energy Charge**  
**Adjustment on Account of Coal Price Variation for the Month of September 2023**

Description	Quantity	Net CV	Coal Price		Exchange Rate
	Ton	kCal/Kg	US\$/Ton	Rs/Ton	Rs./US\$
<b>Consumption from Stock:</b>					
Consumption from Shipment No. HSR 338	9,719	5,753	413.16	84,684	204.96
Consumption from Local Purchase (Imlak)	10,748	6,080	168.84	48,050	284.59
Consumption from Local Purchase (Fakhar)	18,305	5,923	163.67	46,578	284.59
Consumption from Local Purchase (Power Line)	2,394	5,905	135.15	39,576	292.83
Consumption from Local Purchase (Qazi KDA)	12,570	5,944	151.00	44,218	292.83
Consumption from Local Purchase (Qazi KBD)	2,509	5,583	80.50	23,574*	292.83
<b>Total Consumption</b>	<b>56,245</b>	<b>5,912</b>	<b>200.01</b>	<b>51,592</b>	<b>257.95</b>

Description	Unit	Reference Jan 17, 2019	Previous	Revised
Avg. price of stock consumed during the month	Rs./Ton	13,605	77,461	51,592
Avg. net calorific value of stock consumed during the month	kCal/Kg	5,990	5,777	5,912
Avg. net calorific value of stock consumed during the month	BTU/Kg	23,768	22,923	23,462
Net Heat Rates	BTU/kWh	8,584	8,584	8,584
<b>Revised Fuel Cost Component</b>	<b>Rs./kWh</b>	<b>4.9135</b>	<b>29.0066</b>	<b>18.8759</b>

- The above adjustment of fuel cost component on coal shall be subject to verification by a consultant/Independent third party to be appointed for the purpose by the Authority. In case the verified delivered coal price is different, the fuel cost component shall be revised accordingly.

- The coal consumption is for the period September 1, 2023 to September 30, 2023.


- Based on data declared by Huaneng Shandong Ruyi Energy (Private) Company Limited.

\*Off-Specs Coal: Sulphur 4.41%, VM (DAF) 12.36% and Ash 23.73%.



**Huaneng Shandong Ruyi Energy (Private) Company Limited**  
**Details of Local Purchases**  
**For the Month of September 2023**

Coal Supplier		Imlak	Fakhar	Power Line	Qazi-KDA	Qazi-KBD
Invoice Date		1-Sep-23	29-Aug-23	18-Sep-23	30-Sep-23	30-Sep-23
Quantity	MT	12,478	18,305	2,394	12,570	5,281
Price as per Quotation	Rs./Ton	51,370	51,370	43,500	41,725	39,925
Adjustment in Base Price as per Ceiling Price of Imported Coal	Rs./Ton	(10,280)	(10,280)	-	-	-
<b>Net Base Price</b>	<b>Rs./Ton</b>	<b>41,090</b>	<b>41,090</b>	<b>43,500</b>	<b>41,725</b>	<b>39,925</b>
Base Calorific Value (NCV)	kCal/Kg	6,000	6,000	6,000	6,000	6,000
Actual Calorific Value (NCV)	kCal/Kg	6,080	5,923	5,905	5,944	5,583
<b>Coal Price Adjusted for NCV</b>	<b>Rs./Ton</b>	<b>41,637</b>	<b>40,563</b>	<b>42,811</b>	<b>41,338</b>	<b>26,004</b>
Adjustment for Moisture/Ash		-	(164)	-	-	(2,265)
Adjustment for VM (DAF)	Rs./Ton	-	-	(6,470)	(1,525)	(5,420)
Adjustment for Sulphur	Rs./Ton	(101)	(125)	(3,280)	(2,110)	(3,160)
<b>Adjusted Coal Price as Per Request/Invoice</b>	<b>Rs./Ton</b>	<b>41,536</b>	<b>40,274</b>	<b>33,061</b>	<b>37,704</b>	<b>15,158</b>
Inland Freight Charges	Rs./Ton	6,515	6,304	6,515	6,515	8,415
Handling Loss 1% or actual whichever is minimum	Rs./Ton	-	-	-	-	-
<b>Delivered Coal Price with losses at Power Plant</b>	<b>Rs./Ton</b>	<b>48,050</b>	<b>46,578</b>	<b>39,576</b>	<b>44,218</b>	<b>23,574</b>
Notional Exchange Rate	Rs./US\$	284.59	284.59	292.83	292.83	292.83
<b>Net Delivered Coal Price</b>	<b>US\$/Ton</b>	<b>168.84</b>	<b>163.67</b>	<b>135.15</b>	<b>151.00</b>	<b>80.50</b>



**Huaneng Shandong Ruyi Energy (Private) Company Limited**  
**Inland Freight Charges**  
**For the Month of September 2023**

Description	Reference	Revised			
		Pipri	Kundian		Khairabad
Fixed Freight Charges (FFC)	1.77	2.56	2.94	2.94	2.94
Variable Freight Charges (VFC)	0.81	1.76	1.86	2.16	2.16
(i) Fuel	0.40	1.17	1.19	1.49	1.49
(ii) O&M	0.40	0.59	0.67	0.67	0.67
Other Freight Charges Component	0.72	0.72	0.72	0.72	0.72
Profit Margin	0.23	0.23	0.23	0.23	0.23
<b>Total Freight Charges (Rs/Ton/km)</b>	<b>3.53</b>	<b>5.28</b>	<b>5.76</b>	<b>6.05</b>	<b>6.05</b>
Distance (Km)	1,060	1,060	512	512	826
<b>Total Freight Charges (Rs/Ton)</b>	<b>3,743</b>	<b>5,592</b>	<b>2,948</b>	<b>3,099</b>	<b>5,000</b>
<b>Indexation Values:</b>					
Consumer Price Index Base Year 2015-16	131.67	190.67	218.78	218.78	218.78
HSD Price (Rs./Liter)	87.12	253.00	256.89	320.51	320.51
<b>Spurline Component:</b>					
Spurline Component (Rs./ton)	189.82	1,108	2,232	2,292	2,292
Total Quantity Handeled (Tons)	302,087	51,739	25,687	25,020	25,020
<b>Inland Freight Charges with Spurline (Rs/Ton)</b>	<b>3,933</b>	<b>6,700</b>	<b>5,180</b>	<b>5,391</b>	<b>7,291</b>
Unrecovered Spurline Cost for the month of March 2023 (Rs./Ton)	-	1,124	1,124	1,124	1,124
<b>Total Inland Frieght Charges (Rs./Ton)</b>	<b>3,933</b>	<b>7,824</b>	<b>6,304</b>	<b>6,515</b>	<b>8,415</b>
Handling Month	-	Jun-23	Jul-23	Sep-23	Sep-23

