



National Electric Power Regulatory Authority Islamic Republic of Pakistan

NEPRA Tower, Attaturk Avenue (East), G-5/1, Islamabad.
Tel: +92-51-9206500, Fax: +92-51-2600026
Web: www.nepra.org.pk, E-mail: registrar@nepra.org.pk

Registrar

No. NEPRA/R/ADG(Trf)/TRF-308/HSRPEL-2015/ 1381-85

January 29, 2024

Chief Executive Officer
Huaneng Shandong Ruyi (Pakistan) Energy (Pvt.) Ltd.
House No. 4, A, Street No.20,
F-8/2, Islamabad
Phone: (03000 805869, 0310 7878539)

Subject: **Decision of the Authority in the matter of Fuel Price Adjustment for the month of December 2023 for Huaneng Shandong Ruyi (Pakistan) Energy (Private) Limited (HSR) [Case No. NEPRA/TRF-308/HSRPEL-2015]**

Enclosed please find herewith the subject decision of the Authority along with revised Fuel Cost Part of Energy Charge (Annex-I), Details of Local Purchases (Annex-II) and Inland Freight Charges (Annex-III) (total 04 pages) in the matter of fuel price adjustment on account of Coal price variation for the month of **December 2023** in respect of Huaneng Shandong Ruyi (Pakistan) Energy (Private) Limited.

Enclosure: As above

(Engr. Mazhar Iqbal Ranjha)

Copy to: (alongwith copy of subject Decision):

1. Secretary Ministry of Energy (Power Division), 'A' Block, Pak Secretariat, Islamabad
2. Secretary, Cabinet Division, Cabinet Secretariat, Islamabad
3. Secretary, Ministry of Finance, 'Q' Block, Pak Secretariat, Islamabad.
4. Chief Executive Officer, Central Power Purchasing Agency Guarantee Limited (CPPAG), Shaheen Plaza, 73-West, Fazl-e-Haq Road, Islamabad.

DECISION OF THE AUTHORITY IN THE MATTER OF FUEL PRICE ADJUSTMENT FOR THE MONTH OF DECEMBER 2023 FOR HUANENG SHANDONG RUYI (PAKISTAN) ENERGY PRIVATE LIMITED.

1. Pursuant to the Authority's decision dated March 31, 2015 in the matter of Approval of Upfront Coal Tariff for 2x660 MW coal power plant of Huaneng Shandong Ruyi (Pakistan) Energy Private Limited (HSRPEL), decision dated September 23, 2016 regarding Suo Moto Review Proceedings in the Fuel Price Adjustment Mechanism, decision dated February 15, 2018 regarding inland freight charges, decision dated January 17, 2019 in the matter of tariff adjustment at Commercial Operation Date (COD) of HSRPEL and decisions dated August 22, 2019 & May 6, 2021 in the matter of motion for leave for review regarding fuel price adjustments, the fuel portion of the energy charge part of HSRPEL's tariff has been adjusted for variation in coal price(s). HSRPEL requested weighted average coal price of Rs. 59,406/Ton for coal consumed during the month of December 2023. HSRPEL requested fuel cost component of Rs. 22.1520/kWh for December 2023.
2. The Authority in its collective and joint wisdom considering all aspect decided with consensus as under; which will be hereafter called as decision of the Authority in the matter:

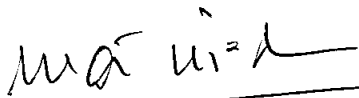
“Based on the documentary evidence and information submitted by HSRPEL, the fuel cost component of energy charge part of HSRPEL's tariff is adjusted for variation in coal price for the month of December 2023.”

3. The revised FCC of energy charge part of HSRPEL's tariff indicated hereunder shall be immediately applicable to the units delivered during the month:

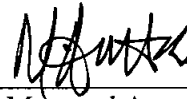
Period	Reference Fuel Cost Component Rs./kWh	Revised Fuel Cost Component Rs./kWh
December 2023	4.2913	21.1692

4. The revised fuel cost component along with revised spot coal price and details of inland freight charges attached as **Annex-I, Annex-II & Annex-III**, respectively, are to be notified in the Official Gazette, in accordance with the provisions of Section 31(7) of the Regulation of Generation, Transmission and Distribution of Electric Power Act, 1997.
5. CPPA (G) to ensure that all payments are consistent with the tariff determination(s).


AUTHORITY



Mathar Niaz Rana (nsc)
Member



Engr. Maqsood Anwar Khan
Member



Engr. Rafique Ahmed Shaikh
Member




Amina Ahmed
Member



Waseem Mukhtar
Chairman

1/4



Huaneng Shandong Ruyi Energy (Private) Company Limited
Schedule of Fuel Cost Part of Energy Charge
Adjustment on Account of Coal Price Variation for the Month of December 2023


Description	Quantity	Net CV	Coal Price		Exchange Rate
	Ton	kCal/Kg	US\$/Ton	Rs/Ton	Rs./US\$
Consumption from Stock:					
Consumption from Shipment No. HSR 338	11,069	5,753	413.16	84,684	204.96
Consumption from Local Purchase (Qazi KBD)	2,772	5,583	80.50	23,574	292.83
Consumption from Local Purchase - Sartaj - 1	13,539	6,195	182.45	55,912	306.45
Consumption from Local Purchase - PSL - 52	6,916	5,673	167.44	51,311	306.45
Consumption from Local Purchase - Imlak - C-0019/2024	4,866	6,041	178.05	54,565	306.45
Consumption from Local Purchase - Naimat - HSR-01	3,892	5,868	166.20	50,931	306.45
Consumption from Local Purchase - Energy1 - 001	5,410	6,099	178.67	54,754	306.45
Consumption from Local Purchase - AUB - 202310-03	2,145	5,830	166.70	51,085	306.45
Consumption from Local Purchase - Excelsior - 10-001	2,527	5,509	153.72	47,107	306.45
Consumption from Local Purchase - Sartaj - 2	2,701	6,173	198.90	56,899	286.07
Consumption from Local Purchase - Lucky - 01	4,618	5,683	187.80	53,724	286.07
Consumption from Local Purchase - Eastern - 077/23-24	4,545	6,222	203.97	58,066	286.07
Total Consumption	64,998	5,925	215.11	57,982	269.55

Description	Unit	Reference Jan 17, 2019	Previous	Revised
Avg. price of stock consumed during the month	Rs./Ton	13,605	51,592	57,982
Avg. net calorific value of stock consumed during the month	kCal/Kg	5,990	5,912	5,925
Avg. net calorific value of stock consumed during the month	BTU/Kg	23,768	23,462	23,511
Net Heat Rates	BTU/kWh	8,584	8,584	8,584
Revised Fuel Cost Component	Rs./kWh	4.9135	18.8759	21.1692

- The above adjustment of fuel cost component on coal shall be subject to verification by a consultant/Independent third party to be appointed for the purpose by the Authority. In case the verified delivered coal price is different, the fuel cost component shall be revised accordingly.

- The coal consumption is for the period December 1, 2023 to December 31, 2023.

- Based on data declared by Huaneng Shandong Ruyi Energy (Private) Company Limited.




Huaneng Shandong Ruyi Energy (Private) Company Limited

Details of Spot Coal

For the Month of December 2023

Coal Supplier		Sartaj	PSL	Imlak	Naimat	Energy-1	AUB	Excelsior	Sartaj	Lucky	Eastern
Bidding Month		September 2023							October 2023		
Invoice No.		1	52	C-0019/2024	HSR-01	001	202310-03	10-001	2	01	077/23-24
Invoice Date		23-Oct-23	30-Oct-23	26-Oct-23	27-Oct-23	31-Oct-23	26-Oct-23	15-Nov-23	9-Nov-23	15-Nov-23	16-Nov-23
Quantity	MT	13,539	6,916	4,866	3,892	5,410	2,145	2,527	6,893	4,618	4,545
Price as per Quotation	Rs./Ton	50,377	47,400	47,899	49,200	50,100	50,470	49,500	51,990	48,600	51,900
Adjustment in Base Price for CV	Rs./Ton	-	(4,000)	-	-	-	(2,200)	(4,000)	-	(3,600)	-
Adjusted Base Price		50,377	43,400	47,899	49,200	50,100	48,270	45,500	51,990	45,000	51,900
Base Calorific Value (NCV)	kCal/Kg	6,000	5,500	6,000	6,000	6,000	6,000	5,500	6,000	5,500	6,000
Actual Calorific Value (NCV)	kCal/Kg	6,195	5,673	6,041	5,868	6,099	5,830	5,509	6,173	5,683	6,222
Coal Price Adjusted for NCV	Rs./Ton	52,016	44,765	48,226	48,118	50,927	46,902	45,574	53,489	46,497	53,821
Adjustment for Moisture	Rs./Ton	(30)	-	-	-	-	(384)	-	(200)	-	-
Adjustment for Ash	Rs./Ton	-	(288)	(138)	-	-	-	(500)	-	(168)	-
Adjustment for VM (DAF)	Rs./Ton	-	(904)	(722)	-	-	-	-	-	-	-
Adjustment for Sulphur	Rs./Ton	(840)	(320)	(860)	(3,840)	(940)	(200)	(4,620)	(920)	(400)	-
Adjusted Coal Price as Per Request/Invoice	Rs./Ton	51,145	43,253	46,506	44,278	49,987	46,318	40,454	52,369	45,929	53,821
Inland Freight Charges	Rs./Ton	4,767	8,058	8,058	6,653	4,767	4,767	6,653	4,530	7,795	4,530
Handling Loss 1% or actual whichever is minimum	Rs./Ton	-	-	-	-	-	-	-	-	-	-
Delivered Coal Price with losses at Power Plant	Rs./Ton	55,912	51,311	54,565	50,931	54,754	51,085	47,107	56,899	53,724	58,351
Adjustment against Benchmark Price of Imported Coal	Rs./Ton	-	-	-	-	-	-	-	-	-	(285)
Net Delivered Coal Price with losses at Power Plant	Rs./Ton	55,912	51,311	54,565	50,931	54,754	51,085	47,107	56,899	53,724	58,066
Notional Exchange Rate	Rs./US\$	306.45	306.45	306.45	306.45	306.45	306.45	306.45	286.07	286.07	286.07
Net Delivered Coal Price	US\$/Ton	182.45	167.44	178.05	166.20	178.67	166.70	153.72	198.90	187.80	203.97

4.28.23



Huaneng Shandong Ruyi Energy (Private) Company Limited
Inland Freight Charges
For the Month of December 2023

Description	Reference	Revised				
		Pipri	Kundian	Khairabad	Pipri	Kundian
Fixed Freight Charges (FFC)	1.77	2.94	2.94	2.94	2.94	2.94
Variable Freight Charges (VFC)	0.81	2.11	2.11	2.11	2.06	2.06
(i) Fuel	0.40	1.44	1.44	1.44	1.39	1.39
(ii) O&M	0.40	0.67	0.67	0.67	0.67	0.67
Other Freight Charges Component	0.72	0.72	0.72	0.72	0.72	0.72
Profit Margin	0.23	0.23	0.23	0.23	0.23	0.23
Total Freight Charges (Rs/Ton/km)	3.53	6.01	6.01	6.01	5.96	5.96
Distance (Km)	1,060	1,060	512	826	1,060	512
Total Freight Charges (Rs/Ton)	3,743	6,366	3,075	4,961	6,315	3,050
Indexation Values:						
Consumer Price Index Base Year 2015-16	131.67	218.78	218.78	218.78	218.78	218.78
HSD Price (Rs./Liter)	87.12	310.44	310.44	310.44	299.95	299.95
Spurline Component:						
Spurline Component (Rs./ton)	190	656	656	656	444	444
Total Quantity Handeled (Tons)	302,087	87,426	87,426	87,426	129,238	129,238
Inland Freight Charges with Spurline (Rs/Ton)	3,933	7,022	3,731	5,617	6,759	3,494
Unrecovered Spurline Cost for the month of April 2023 (Rs./Ton)	1,036	1,036	1,036	1,036	1,036	1,036
Total Inland Freight Charges (Rs./Ton)	4,969	8,058	4,767	6,653	7,795	4,530
Handling Month		Oct-23			Nov-23	

Q. 289

