



Registrar

National Electric Power Regulatory Authority

Islamic Republic of Pakistan

NEPRA Tower, Attaturk Avenue (East), G-5/1, Islamabad
Ph: +92-51-9206500, Fax: +92-51-2600026
Web: www.nepra.org.pk, E-mail: registrar@nepra.org.pk

No. NEPRA/R/ADG(Trf)/TRF-308/HSRPEL-2015/ **4312-16**

April 30, 2025

Chief Executive Officer,
Huaneng Shandong Ruyi (Pakistan) Energy Private Limited,
House No. 4, A, Street No.20,
F-8/2, Islamabad

Subject: **Decision of the Authority in the matter of Fuel Price Adjustment for the month of March 2025 for Huaneng Shandong Ruyi (Pakistan) Energy (Private) Limited**

Enclosed please find herewith the subject Decision of the Authority alongwith **Annex-I, II, III & IV** (total 05 pages) in the matter of Fuel Price Adjustment on account of Coal price variation for the month of **March 2025** in respect of Huaneng Shandong Ruyi (Pakistan) Energy (Private) Limited in Case No. NEPRA/TRF-308/HSRPEL-2015.

Enclosure: **As above**

Wasim Anwar Bhinder
(Wasim Anwar Bhinder)

Copy to:

1. Secretary, Ministry of Energy (Power Division), 'A' Block, Pak Secretariat, Islamabad
2. Secretary, Cabinet Division, Cabinet Secretariat, Islamabad
3. Secretary, Ministry of Finance, 'Q' Block, Pak Secretariat, Islamabad
4. Chief Executive Officer, Central Power Purchasing Agency Guarantee Limited (CPPAG), Shaheen Plaza, 73-West, Fazl-e-Haq Road, Islamabad

DECISION OF THE AUTHORITY IN THE MATTER OF FUEL PRICE ADJUSTMENT FOR THE MONTH OF MARCH 2025 FOR HUANENG SHANDONG RUYI (PAKISTAN) ENERGY PRIVATE LIMITED


1. Pursuant to the Authority's decision dated March 31, 2015 in the matter of Approval of Upfront Coal Tariff for 2x660 MW coal power plant of Huaneng Shandong Ruyi (Pakistan) Energy Private Limited (HSRPEL), decision dated September 23, 2016 regarding Suo Moto Review Proceedings in the Fuel Price Adjustment Mechanism, decision dated February 15, 2018 regarding inland freight charges, decision dated January 17, 2019 in the matter of tariff adjustment at Commercial Operation Date (COD) of HSRPEL and decisions dated August 22, 2019 & May 6, 2021 in the matter of motion for leave for review regarding fuel price adjustments, the fuel portion of the energy charge part of HSRPEL's tariff has been adjusted for variation in coal price(s). HSRPEL requested weighted average coal price of Rs. 46,574/Ton for coal consumed during the month of March 2025. HSRPEL requested fuel cost component of Rs. 17.8137/kWh for March 2025.
2. The Marine freight has been worked out on the basis of 42,300 tons and 50,000 tons or actual ship quantity whichever is higher for ships unloaded at PQA Marginal Wharf 3 & 4 and PIBTL respectively and on the basis of provided documentary evidences, PDA charges have also been worked out on the basis of respective quantities.
3. The Authority in its collective and joint wisdom considering all aspect decided with consensus as under; which will be hereafter called as decision of the Authority in the matter:

"Based on the documentary evidence and information submitted by HSRPEL, the fuel cost component of energy charge part of HSRPEL's tariff is adjusted for variation in coal price for the month of March 2025."
4. The revised FCC of energy charge part of HSRPEL's tariff indicated hereunder shall be immediately applicable to the units delivered during the month:

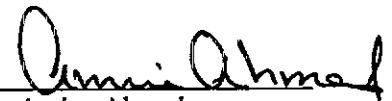
Period	Reference Fuel Cost Component Rs./kWh	Revised Fuel Cost Component Rs./kWh
March 2025	4.2913	17.8136

5. The above referred revised fuel cost component along with revised coal prices, marine freight and inland freight charges attached as **Annex-I, Annex-II, Annex-III & Annex-IV**, respectively, are to be notified in the official gazette, in accordance with the provisions of Section 31(7) of the Regulation of Generation, Transmission and Distribution of Electric Power Act 1997.
6. CPPA (G) to ensure that all payments are consistent with the tariff determination(s).


AUTHORITY




Engr. Rafique Ahmed Shaikh
Member



Amina Ahmed
Member



Engr. Maqsood Anwar Khan
Member





Waseem Mukhtar
Chairman

Huaneng Shandong Ruyi Energy (Private) Company Limited
Schedule of Fuel Cost Part of Energy Charge
Adjustment on Account of Coal Price Variation for the Month of March 2025


Description	Quantity	Net CV	Coal Price		Exchange Rate
	Ton	kCal/Kg	US\$/Ton	Rs/Ton	Rs./US\$
Consumption from Stock:					
Consumption from Shipment No. 340	3,000	5,872	425.56	93,371	219.41
Consumption from Awan LTShip-24	9,584	5,531	157.82	43,978	278.66
Consumption from Awan LTShip-25	41,986	5,576	163.50	45,470	278.11
Consumption from Awan LTShip-26	42,167	5,775	164.73	45,813	278.11
Consumption from Awan LTShip-27	37,422	5,625	163.90	45,582	278.11
Total Consumption	134,159	5,656	169.45	46,574	274.85

Description	Unit	Reference Jan 17, 2019	Previous	Revised
Avg. price of stock consumed during the month	Rs./Ton	13,605	46,416	46,574
Avg. net calorific value of stock consumed during the month	kCal/Kg	5,990	5,765	5,656
Avg. net calorific value of stock consumed during the month	BTU/Kg	23,768	22,877	22,443
Net Heat Rates	BTU/kWh	8,584	8,584	8,584
Revised Fuel Cost Component	Rs./kWh	4.9135	17.4168	17.8136

- The above adjustment of fuel cost component on coal shall be subject to verification by a consultant/Independent third party to be appointed for the purpose by the Authority. In case the verified delivered coal price is different, the fuel cost component shall be revised accordingly.

- The coal consumption is for the period March 01, 2025 to March 31 2025

- Based on data declared by Huaneng Shandong Ruyi Energy (Private) Company Limited.



Huaneng Shandong Ruyi Energy (Private) Company Limited
Details of Shipmnets
For the Month of March 2025

Shipment Number	Unit	Awan LT-25	Awan LT-26	Awan LT-27
Vessel Name		XIN HAI TONG 8	MV YANGTZE IMPRESSION	MV ELLIREA
Bill of Lading (B/L) Date	-	2-Oct-24	15-Oct-24	22-Oct-24
L/C / TT Number		-	-	-
Origin		South Africa	South Africa	South Africa
API-4 Index for the month of B/L Date	US\$/Ton	110.37	110.37	110.37
Coal Price Differential to API 4 for the month of B/L	US\$/Ton	(15.60)	(8.49)	(15.60)
Discount	US\$/Ton	(0.50)	(0.50)	(0.50)
Fixed Price	US\$/Ton	94.27	101.38	94.27
Base Calorific Value	kCal/Kg	5,500	6,000	5,500
Actual Calorific Value	kCal/Kg	5,576	5,775	5,625
Quantity	MT	42,475	42,500	43,545
FOB Coal Price API-4 Index as per B/L month Adjusted for CV	US\$/Ton	95.57	97.58	96.41
Penalty for Ash	US\$/Ton	(0.42)	(0.26)	(0.24)
Marine Freight Charges	US\$/Ton	23.67	19.60	22.86
Marine Insurance	US\$/Ton	0.09	0.12	0.08
CIF Coal Price	US\$/Ton	118.91	117.03	119.11
Handling Loss 1% or actual whichever is minimum	US\$/Ton	-	-	-
CIF Coal Price with losses at Karachi	US\$/Ton	118.91	117.03	119.11
Other Charges:	US\$/Ton	17.27	20.73	17.47
(i) Port Handling Charges	US\$/Ton	4.23	4.27	4.23
(ii) Port Qasim Royalty Charge	US\$/Ton	2.52	2.38	2.52
(iii) Customs Duties & Cess	US\$/Ton	8.45	8.45	8.38
(iv) PDA Charges at Load Port	US\$/Ton	0.64	0.62	0.67
(v) PDA Charges at Discharge Port	US\$/Ton	1.10	0.82	1.34
(vi) Freight Forwarding/Custom Clearance	US\$/Ton	0.04	0.04	0.04
(vii) Wharfage Charges	US\$/Ton	0.12	0.12	0.12
(viii) Commodity & Ash Fusion Temperature Inspection	US\$/Ton	0.07	-	0.07
(ix) L/C / TT Charges	US\$/Ton	0.10	0.07	0.10
(x) Transportation Charges	US\$/Ton	-	3.95	-
Inland Freight Charges	US\$/Ton	25.69	25.69	25.69
Delivered Coal Price before adjustment of Handling Loss	US\$/Ton	161.88	163.46	162.28
Handling Loss 1% or actual whichever is minimum	US\$/Ton	1.62	1.27	1.62
Delivered Coal Price with losses at Power Plant	US\$/Ton	163.50	164.73	163.90
Exchange Rate	Rs./US\$	278.11	278.11	278.11
Delivered Coal Price with losses at Power Plant	Rs./Ton	45,470	45,813	45,582



On 8/5/25

Huaneng Shandong Ruyi Energy (Private) Company Limited
Marine Freight Calculation
For the Month of March 2025


Description		Awan LT-25	Awan LT-26	Awan LT-27
		XIN HAI TONG 8	MV YANGTZE	MV ELLIREA
		PQA	PIBT	PQA
Delivery Days:				
Voyage	Days	27.04	27.04	27.04
At Port	Days	6.66	4.12	6.81
Total Delivery Days	Days	33.70	31.15	33.84
Average Time Charter Rate	US\$/Day	14,345	14,002	13,768
Time Charter Cost (Voyage)	US\$	387,853	378,579	372,252
Time Charter Cost (At Port)	US\$	95,586	57,642	93,705
Bunker Consumption:				
Bunker during Voyage	Ton	878.72	878.72	878.72
Bunker during Port Days	Ton	33.32	20.58	34.03
Total	Ton	912.04	899.30	912.75
Bunker Price	\$/Ton	572.50	604.50	580.00
Bunker Cost (Voyage)	US\$	503,066	531,185	509,657
Bunker Cost (At Port)	US\$	19,074	12,443	19,737
Total Cost (Voyage)	US\$	890,919	909,765	881,909
Total Cost (At Port)	US\$	114,659	70,084	113,442
Total Cost	US\$	1,005,579	979,849	995,352
Quantity	Tons	42,475	50,000	43,545
Marine Freight	US\$/Ton	23.67	19.60	22.86



Qm 85 7

Huaneng Shandong Ruyi Energy (Private) Company Limited
Inland Freight Charges
For the Month of March 2025

Description	Reference	Revised
		Pipri
Fixed Freight Charges (FFC)	1.77	3.49
Variable Freight Charges (VFC)	0.81	1.98
(i) Fuel	0.40	1.18
(ii) O&M	0.40	0.80
Other Freight Charges Component	0.72	0.72
Profit Margin	0.23	0.23
Total Freight Charges (Rs/Ton/km)	3.53	6.43
Distance (Km)	1,060	1,060
Total Freight Charges (Rs/Ton)	3,743	6,812
Indexation Values:		
Consumer Price Index Base Year 2015-16	131.67	259.74
HSD Price (Rs./Liter)	87.12	255.14
Spurline Component:		
Spurline Component (Rs./ton)	190	334
Total Quantity Handeled (Tons)	302,087	171,616
Inland Freight Charges with Spurline (Rs/Ton)	3,933	7,146
Handling Month		Nov 24



As per