



# National Electric Power Regulatory Authority Islamic Republic of Pakistan

Registrar

NEPRA Tower, Attaturk Avenue (East), G-5/1, Islamabad  
Ph: +92-51-9206500, Fax: +92-51-2600026  
Web: www.nepra.org.pk, E-mail: registrar@nepra.org.pk

No. NEPRA/R/ADG(Trf)/TRF-369/LEPCL-2016/13741-45


July 26, 2022

Chief Executive Officer  
**Lucky Electric Power Company Limited (LEPCL)**  
6-A, A. Aziz Hashim Tabba Street,  
Muhammad Ali Housing Society,  
Karachi  
Tele: 021 – 111 786 555

Subject: **Decision of the Authority in the matter of Fuel Price Adjustment for the month of June 2022 for Lucky Electric Power Company Limited (LEPCL) [Case No. NEPRA/TRF-369/LEPCL-2016]**

Enclosed please find herewith the subject decision of the Authority along with Schedule of Fuel Cost Part of Energy Charge (Annex-I), Details of Shipments (Annex-II), Marine Freight Calculation (Annex-III) (04 pages) regarding the fuel price adjustment on account of Coal price variation for the month of **June 2022** in respect of Lucky Electric Power Company Limited.

Enclosure: As above

  
26 07 22  
( Syed Safeer Hussain )

CC:

1. Secretary Ministry of Energy (Power Division), 'A' Block, Pak Secretariat, Islamabad
2. Secretary, Cabinet Division, Cabinet Secretariat, Islamabad
3. Secretary, Ministry of Finance, 'Q' Block, Pak Secretariat, Islamabad.
4. Chief Executive Officer, Central Power Purchasing Agency Guarantee Limited, Shaheen Plaza, 73-West, Fazl-e-Haq Road, Blue Area, Islamabad



**DECISION OF THE AUTHORITY IN THE MATTER OF FUEL PRICE ADJUSTMENT  
FOR THE MONTH OF JUNE 2022 FOR LUCKY ELECTRIC POWER COMPANY  
LIMITED**

1. Pursuant to the decision of the Authority dated October 20, 2016 notified vide S.R.O. No. 946(I)/2017 on September 15, 2017 in the matter of approval of upfront coal tariff for coal power plant of Lucky Electric Power Company (Private) Limited (LEPCL), decision dated September 23, 2016 regarding Sue Moto Review Proceedings in the Fuel Price Adjustment Mechanism determined in Upfront Coal Tariff and decision dated February 7, 2022 notified vide S.R.O. No. 684(I)/2022 in the matter of procurement of imported coal using ICI-5 Index, the fuel portion of the energy charge part of LEPCL's tariff has been adjusted for variation in coal price(s). LEPCL requested weighted average coal price of US\$ 111.15/Ton for coal consumed during the month of June 2022. LEPCL requested Fuel Cost Components (FCC) of Rs. 16.2143/kWh for June 2022. The requested coal prices and fuel cost components were found on higher side. In accordance with the prescribed mechanism, the revised coal prices for each shipment have been worked out and are attached as Annexure to this decision. The revised fuel cost component of energy charge part of LEPCL's tariff indicated hereunder shall be immediately applicable to units delivered during the month.


Period	Fuel Cost Component (Rs./kWh)	
	Reference	Revised
June 2022	3.9768	14.7548

2. The above referred revised fuel cost component along with revised imported coal prices and revised marine freight charges attached as **Annex-I, Annex-II and Annex-III**, respectively are to be notified in the official gazette, in accordance with the provisions of Section 31(7) of the Regulation of Generation, Transmission and Distribution of Electric Power Act 1997.
3. CPPA(G) to ensure that all payments are consistent with the tariff determination(s).

**AUTHORITY**

  
Engr. Maqsood Anwar Khan  
Member

  
Engr. Rafique Ahmed Shaikh  
Member

  
Tauseef H. Farooq  
Chairman



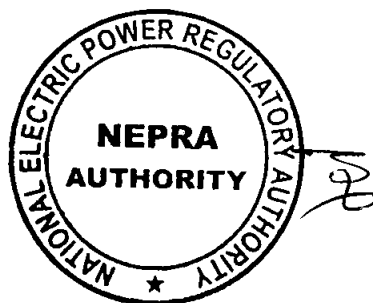
  
26 07 22

**Lucky Electric Power Company Limited**  
**Schedule of Fuel Cost Part of Energy Charge**  
**Adjustment on Account of Coal Price(s) Variation for the Month of June 2022**

Description	Quantity	Net CV	Coal Price		Exchange Rate
	Ton	kCal/Kg	US\$/Ton	Rs/Ton	Rs./US\$
<b>Consumption from Stock:</b>					
Consumption from Shipment No. 020	19,694	2,794	117.78	21,201	180.00
Consumption from Shipment No. 021	55,258	2,707	115.90	20,863	180.00
Consumption from Shipment No. 022	60,530	3,093	102.50	18,970	185.07
Consumption from Shipment No. 023	54,609	3,124	104.98	19,429	185.07
Consumption from Shipment No. 024	10,387	2,925	97.60	18,063	185.07
<b>Total Consumption</b>	<b>200,478</b>	<b>2,957</b>	<b>108.12</b>	<b>19,789</b>	<b>183.03</b>


Description	Unit	Reference	Previous	Revised
Avg. price of stock consumed during the month	Rs./Ton	10,069	19,568	19,789
Avg. net calorific value of stock consumed during the month	kCal/Kg	5,559	2,699	2,957
Avg. net calorific value of stock consumed during the month	BTU/Kg	22,046	10,711	11,734
Net Heat Rates	BTU/kWh	8,749	8,749	8,749
<b>Revised Fuel Cost Component</b>	<b>Rs./kWh</b>	<b>3.9768</b>	<b>15.9838</b>	<b>14.7548</b>

**Note:** The above adjustment of fuel cost component on coal shall be subject to verification by a consultant/Independent third party to be appointed for the purpose by the Authority. In case the verified delivered coal price is different, the fuel cost component shall be revised accordingly.



**Lucky Electric Power Company Limited**  
**Details of Shipments**  
**For the Month of June 2022**

Shipment Number		21	22	23	24
Vessel Name		MV Perth I	MV Bulk Castor	MV Thassos	MV Paro
Bill of Lading Date		30-Mar-22	13-Apr-22	25-Apr-22	26-Apr-22
L/C Number		285LCFS220800001	285LCFS220840001	LC/01/001/119992	LC/01/001/120135
Origin		Indonesia	Indonesia	Indonesia	Indonesia
Average ICI-5 Index/Thar Coal Price for B/L Month	US\$/Ton	66.82	57.46	57.46	57.46
Base Calorific Value	kCal/Kg	3,000	3,000	3,000	3,000
Actual Calorific Value	kCal/Kg	2,707	3,093	3,124	2,925
B/L Quantity	MT	55,500	60,500	55,000	54,500
FOB Coal ICI-5 Index/Thar Coal Price adjusted for CV	US\$/Ton	60.29	59.24	59.84	56.02
Marine Freight Charges	US\$/Ton	39.24	27.32	29.34	26.31
Marine Insurance	US\$/Ton	0.04	0.04	0.04	0.04
CIF Coal Price	US\$/Ton	99.58	86.60	89.21	82.37
Handling Loss 1% or actual whichever is minimum	US\$/Ton	-	-	-	-
CIF Coal Price with losses at Karachi	US\$/Ton	99.58	86.60	89.21	82.37
Other Charges:	US\$/Ton	14.75	14.90	13.99	13.87
(i) Port Handling Charges	US\$/Ton	7.78	7.99	7.84	7.79
(a) PIBT Charges	US\$/Ton	4.30	4.28	4.25	4.28
(b) PQA Royalty Charges	US\$/Ton	2.31	2.30	2.28	2.29
(c) PDA Load Port Charges	US\$/Ton	0.19	0.27	0.28	0.20
(d) PDA Discharge Port Charges	US\$/Ton	0.65	0.83	0.71	0.70
(e) Wharfage	US\$/Ton	0.19	0.18	0.18	0.18
(f) Inspection Charges	US\$/Ton	0.03	0.03	0.03	0.04
(g) Truck Handling Charges	US\$/Ton	0.10	0.10	0.10	0.10
(ii) Customs Duty and Cess	US\$/Ton	6.85	6.80	6.05	5.97
(iii) LC Charges	US\$/Ton	0.08	0.06	0.06	0.06
(iv) Custom Clearance Charges	US\$/Ton	0.05	0.05	0.05	0.05
Inland Freight Charges	US\$/Ton	1.08	1.05	1.04	1.05
Delivered Coal Price before adjustment of handling loss	US\$/Ton	115.40	102.55	104.25	97.28
Handling Loss 1% or actual whichever is minimum	US\$/Ton	0.50	(0.05)	0.73	0.32
Delivered Coal Price with losses at Power Plant	US\$/Ton	115.90	102.50	104.98	97.60
Exchange Rate Average B/L Month	Rs./US\$	180.00	185.07	185.07	185.07
Delivered Coal Price with losses at Power Plant	Rs./Ton	20,863	18,970	19,429	18,063



**Lucky Electric Power Company Limited**  
**Marine Freight Calculation**  
**For the Month of June 2022**

Description	Unit	MV Perth I	MV Bulk Castor	MV Thassos	MV Paro
Loading Port Name		Muara Berau Anchorage, East Kalimantan	Muara Sabak Anchorage, Jambi, Sumatra	Muara Sabak Anchorage, Jambi, Sumatra	Muara Sabak Anchorage, Jambi, Sumatra
Discharge Port Name		PIBT	PIBT	PIBT	PIBT
Delivery Days:					
Voyage	Days	27.96	20.94	20.94	20.94
At Load Port	Days	7.44	8.06	7.38	7.30
At Discharge Port	Days	2.72	2.32	2.70	2.68
Total	Days	38.11	31.32	31.01	30.92
Average Time Charter Rate	US\$/Day	31,295	32,270	31,629	26,931
Time Charter Cost	US\$	1,192,770	1,010,696	980,894	832,707
Bunker Consumption:					
Bunker during Voyage	Ton	908.58	680.47	680.47	680.47
Bunker during Port Days	Ton	50.79	51.91	50.38	49.91
Total	Ton	959.37	732.38	730.84	730.38
Bunker Price	\$/Ton	1,027.00	877.00	866.00	823.00
Bunker Cost	US\$	985,268	642,298	632,911	601,104
Total Voyage Expense	US\$	2,178,038	1,652,995	1,613,805	1,433,810
Cargo Capacity	Tons	55,500	60,500	55,000	54,500
Marine Freight	\$/Ton	39.24	27.32	29.34	26.31

\*PDA Charges both at load and discharge ports have been included in port handling charges.

