



National Electric Power Regulatory Authority Islamic Republic of Pakistan

Registrar

NEPRA Tower, Attaturk Avenue (East), G-5/1, Islamabad
Ph: +92-51-9206500, Fax: +92-51-2600026
Web: www.nepra.org.pk, E-mail: registrar@nepra.org.pk

No. NEPRA/R/ADG(Trf)/TRF-369/LEPCL-2016/10360-64


June 20, 2022

Chief Executive Officer
Lucky Electric Power Company Limited (LEPCL)
6-A, A. Aziz Hashim Tabba Street,
Muhammad Ali Housing Society,
Karachi
Tele: 021 – 111 786 555

Subject: **Decision of the Authority in the matter of Fuel Price Adjustment for the month of May 2022 for Lucky Electric Power Company Limited (LEPCL) [Case No. NEPRA/TRF-369/LEPCL-2016]**

Enclosed please find herewith the subject decision of the Authority along with Schedule of Fuel Cost Part of Energy Charge (Annex-I), Details of Shipments (Annex-II), Marine Freight Calculation (Annex-III) (04 pages) regarding the fuel price adjustment on account of Coal price variation for the month of May 2022 in respect of Lucky Electric Power Company Limited.

Enclosure: As above


200622
(Syed Safeer Hussain)

CC:

1. Secretary Ministry of Energy (Power Division), 'A' Block, Pak Secretariat, Islamabad
2. Secretary, Cabinet Division, Cabinet Secretariat, Islamabad
3. Secretary, Ministry of Finance, 'Q' Block, Pak Secretariat, Islamabad.
4. Chief Executive Officer, Central Power Purchasing Agency Guarantee Limited, Shaheen Plaza, 73-West, Fazl-e-Haq Road, Blue Area, Islamabad

**DECISION OF THE AUTHORITY IN THE MATTER OF FUEL PRICE ADJUSTMENT
FOR THE MONTH OF MAY 2022 FOR LUCKY ELECTRIC POWER COMPANY LIMITED**


1. Pursuant to the decision of the Authority dated October 20, 2016 in the matter of approval of upfront coal tariff for coal power plant of Lucky Electric Power Company (Private) Limited (LEPCL), decision dated September 23, 2016 regarding Sue Moto Review Proceedings in the Fuel Price Adjustment Mechanism determined in Upfront Coal Tariff and decision dated February 7, 2022 in the matter of procurement of imported coal using ICI-5 Index, the fuel portion of the energy charge part of LEPCL's tariff has been adjusted for variation in coal price(s). LEPCL requested weighted average coal price of US\$ 112.76/Ton for coal consumed during the month of May 2022. LEPCL requested Fuel Cost Components (FCC) of Rs. 17.2439/kWh for May 2022. The requested coal prices and fuel cost components were found on higher side. In accordance with the prescribed mechanism, the revised coal prices for each shipment have been worked out and are attached as Annexure to this decision. The revised fuel cost component of energy charge part of LEPCL's tariff indicated hereunder shall be immediately applicable to units delivered during the month.


Period	Fuel Cost Component (Rs./kWh)	
	Reference	Revised
May 2022	3.9768	15.9838


2. The above referred revised fuel cost component along with revised imported coal prices, revised local Thar coal prices and revised marine freight charges attached as **Annex-I, Annex-II, Annex-III and Annex-IV** respectively are to be notified in the official gazette, in accordance with the provisions of Section 31(7) of the Regulation of Generation, Transmission and Distribution of Electric Power Act 1997.
3. CPPA(G) to ensure that all payments are consistent with the tariff determination(s).


AUTHORITY


Engr. Maqsood Anwar Khan
Member


Engr. Rafique Ahmed Shaikh
Member


Tauseef H. Farooqi
Chairman




2006 22

Lucky Electric Power Company Limited
Schedule of Fuel Cost Part of Energy Charge
Adjustment on Account of Coal Price(s) Variation for the Month of May 2022

Description	Quantity	Net CV	Coal Price		Exchange Rate
	Ton	kCal/Kg	US\$/Ton	Rs/Ton	Rs./US\$
Consumption from Stock:					
Consumption from Shipment No. 016	28,750	2,583	97.77	17,598	180.00
Consumption from Shipment No. 017	54,099	2,755	108.78	19,581	180.00
Consumption from Shipment No. 018	55,047	2,653	106.41	19,154	180.00
Consumption from Shipment No. 019	54,782	2,692	111.02	19,983	180.00
Consumption from Shipment No. 020	34,219	2,794	117.78	21,201	180.00
Total Consumption	226,897	2,699	108.71	19,568	180.00

Description	Unit	Reference	Previous	Revised
Avg. price of stock consumed during the month	Rs./Ton	10,069	12,984	19,568
Avg. net calorific value of stock consumed during the month	kCal/Kg	5,559	2,707	2,699
Avg. net calorific value of stock consumed during the month	BTU/Kg	22,046	10,742	10,711
Net Heat Rates	BTU/kWh	8,749	8,749	8,749
Revised Fuel Cost Component	Rs./kWh	3.9768	10.5746	15.9838

Note: The above adjustment of fuel cost component on coal shall be subject to verification by a consultant/Independent third party to be appointed for the purpose by the Authority. In case the verified delivered coal price is different, the fuel cost component shall be revised accordingly.



Lucky Electric Power Company Limited
Details of Shipments
For the Month of May 2022

Shipment Number		17	18	19	20
Vessel Name		Coral Gem	BBG Forever	Pacific Dream	Hai Yang Zhi Hua
Bill of Lading Date		18-Mar-22	21-Mar-22	24-Mar-22	30-Mar-22
L/C Number		0525ILC053085	285LCFS220540001	0525ILC053090	285LCFS220840501
Origin		Indonesia	Indonesia	Indonesia	Indonesia
Average ICI-5 Index/Thar Coal Price for B/L Month	US\$/Ton	66.82	66.82	66.82	66.82
Base Calorific Value	kCal/Kg	3,000	3,000	3,000	3,000
Actual Calorific Value	kCal/Kg	2,755	2,653	2,692	2,794
B/L Quantity	MT	54,422	55,000	55,040	54,121
FOB Coal ICI-5 Index/Thar Coal Price adjusted for CV	US\$/Ton	61.36	59.09	59.96	62.23
Marine Freight Charges	US\$/Ton	31.36	31.92	34.96	39.10
Marine Insurance	US\$/Ton	0.04	0.04	0.04	0.04
CIF Coal Price	US\$/Ton	92.76	91.05	94.96	101.37
Handling Loss 1% or actual whichever is minimum	US\$/Ton	-	-	-	-
CIF Coal Price with losses at Karachi	US\$/Ton	92.76	91.05	94.96	101.37
Other Charges:	US\$/Ton	14.30	14.38	14.47	14.88
(i) Port Handling Charges	US\$/Ton	7.84	8.08	7.95	8.02
(a) PIBT Charges	US\$/Ton	4.32	4.43	4.31	4.28
(b) PQA Royalty Charges	US\$/Ton	2.32	2.38	2.31	2.30
(c) PDA Load Port Charges	US\$/Ton	0.23	0.22	0.27	0.20
(d) PDA Discharge Port Charges	US\$/Ton	0.64	0.72	0.73	0.91
(e) Wharfage	US\$/Ton	0.19	0.19	0.19	0.19
(f) Inspection Charges	US\$/Ton	0.03	0.03	0.03	0.05
(g) Truck Handling Charges	US\$/Ton	0.11	0.10	0.10	0.10
(ii) Customs Duty and Cess	US\$/Ton	6.36	6.20	6.41	6.74
(iii) LC Charges	US\$/Ton	0.06	0.05	0.06	0.08
(iv) Custom Clearance Charges	US\$/Ton	0.05	0.05	0.05	0.05
Inland Freight Charges	US\$/Ton	1.07	1.08	1.08	1.08
Delivered Coal Price before adjustment of handling loss	US\$/Ton	108.14	106.50	110.50	117.33
Handling Loss 1% or actual whichever is minimum	US\$/Ton	0.64	(0.09)	0.52	0.45
Delivered Coal Price with losses at Power Plant	US\$/Ton	108.78	106.41	111.02	117.78
Exchange Rate Average B/L Month	Rs./US\$	180.00	180.00	180.00	180.00
Delivered Coal Price with losses at Power Plant	Rs./Ton	19,581	19,154	19,983	21,201



Lucky Electric Power Company Limited
Marine Freight Calculation
For the Month of May 2022

Description	Unit	Coral Gem	BBG Forever	Pacific Dream	Hai Yang Zhi Hua
Loading Port Name		Muara Berau Anchorage, East Kalimantan	Muara Berau Anchorage, East Kalimantan	Muara Berau Anchorage, East Kalimantan	Muara Berau Anchorage, East Kalimantan
Discharge Port Name		PIBT	PIBT	PIBT	PIBT
Delivery Days:					
Voyage	Days	27.96	27.96	27.96	27.96
At Load Port	Days	7.30	7.38	7.38	7.27
At Discharge Port	Days	2.68	2.70	2.70	2.66
Total	Days	37.94	38.03	38.04	37.89
Average Time Charter Rate	US\$/Day	26,271	26,567	28,450	32,158
Time Charter Cost	US\$	996,614	1,010,376	1,082,177	1,218,345
Bunker Consumption:					
Bunker during Voyage	Ton	908.58	908.58	908.58	908.58
Bunker during Port Days	Ton	49.90	50.38	50.41	49.65
Total	Ton	958.48	958.95	958.99	958.23
Bunker Price	\$/Ton	741.00	777.00	878.00	937.00
Bunker Cost	US\$	710,231	745,107	841,990	897,860
Total Voyage Expense	US\$	1,706,844	1,755,483	1,924,167	2,116,204
Cargo Capacity	Tons	54,422	55,000	55,040	54,121
Marine Freight	\$/Ton	31.36	31.92	34.96	39.10

*PDA Charges both at load and discharge ports have been included in port handling charges.

