



# National Electric Power Regulatory Authority Islamic Republic of Pakistan

NEPRA Tower, Attaturk Avenue (East), G-5/1, Islamabad  
Ph: +92-51-9206500, Fax: +92-51-2600026  
Web: www.nepra.org.pk, E-mail: registrar@nepra.org.pk

Registrar

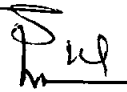
No. NEPRA/R/ADG(Trf)/TRF-369/LEPCL-2015/20420-24 October 19, 2022

Chief Executive Officer  
**Lucky Electric Power Company Limited (LEPCL)**  
6-A, A. Aziz Hashim Tabba Street,  
Muhammad Ali Housing Society,  
Karachi  
Tele: 021 – 111 786 555

Subject: **Decision of the Authority in the matter of Fuel Price Adjustment for the month of September 2022 for Lucky Electric Power Company Limited (LEPCL) [Case No. NEPRA/TRF-369/LEPCL-2015]**

Enclosed please find herewith the subject decision of the Authority along with Schedule of Fuel Cost Part of Energy Charge (Annex-I), Details of Shipments (Annex-II) and Marine Freight Calculation (Annex-III) (04 pages) regarding the fuel price adjustment on account of Coal price variation for the month of **September 2022** in respect of Lucky Electric Power Company Limited.

Enclosure: As above

  
19/10/22  
( Syed Safeer Hussain )

CC:

1. Secretary Ministry of Energy (Power Division), 'A' Block, Pak Secretariat, Islamabad
2. Secretary, Cabinet Division, Cabinet Secretariat, Islamabad
3. Secretary, Ministry of Finance, 'Q' Block, Pak Secretariat, Islamabad.
4. Chief Executive Officer, Central Power Purchasing Agency Guarantee Limited, Shaheen Plaza, 73-West, Fazl-e-Haq Road, Blue Area, Islamabad



**DECISION OF THE AUTHORITY IN THE MATTER OF FUEL PRICE ADJUSTMENT  
FOR THE MONTH OF SEPTEMBER 2022 FOR LUCKY ELECTRIC POWER COMPANY  
LIMITED**


1. Pursuant to the decision of the Authority dated October 20, 2016 notified vide S.R.O. No. 946(I)/2017 on September 15, 2017 in the matter of approval of upfront coal tariff for coal power plant of Lucky Electric Power Company (Private) Limited (LEPCL), decision dated September 23, 2016 regarding Sue Moto Review Proceedings in the Fuel Price Adjustment Mechanism determined in Upfront Coal Tariff and decision dated February 7, 2022 notified vide S.R.O. No. 684(I)/2022 in the matter of procurement of imported coal using ICI-5 Index, the fuel portion of the energy charge part of LEPCL's tariff has been adjusted for variation in coal price(s). LEPCL requested weighted average coal price of US\$ 105.83/Ton for coal consumed during the month of September 2022. LEPCL requested Fuel Cost Components (FCC) of Rs. 18.2557/kWh for September 2022. The requested coal price and fuel cost component were found on higher side. In accordance with the prescribed mechanism, the revised coal prices for each shipment have been worked out and are attached as Annexure to this decision. The revised fuel cost component of energy charge part of LEPCL's tariff indicated hereunder shall be immediately applicable to units delivered during the month.

Period	Fuel Cost Component (Rs./kWh)	
	Reference	Revised
September 2022	3.9768	16.0935


2. The above referred revised fuel cost component along with revised imported coal prices and revised marine freight charges attached as **Annex-I, Annex-II and Annex-III**, respectively are to be notified in the official gazette, in accordance with the provisions of Section 31(7) of the Regulation of Generation, Transmission and Distribution of Electric Power Act 1997.
3. CPPA(G) to ensure that all payments are consistent with the tariff determination(s).


**AUTHORITY**

  
Engr. Maqsood Anwar Khan  
Member

  
Engr. Rafique Ahmed Shaikh  
Member



  
Tauseef H. Farooqi  
Chairman


  
19 x 22

**Lucky Electric Power Company Limited**  
**Schedule of Fuel Cost Part of Energy Charge**  
**Adjustment on Account of Coal Price(s) Variation for the Month of September 2022**

Description	Quantity	Net CV	Coal Price		Exchange Rate
	Ton	kCal/Kg	US\$/Ton	Rs/Ton	Rs./US\$
<b>Consumption from Stock:</b>					
Consumption from Shipment No. 032	25,366	2,752	102.49	20,086	195.99
Consumption from Shipment No. 033	54,736	2,814	102.63	21,034	204.96
Consumption from Shipment No. 034	52,770	3,047	106.02	21,730	204.96
<b>Total Consumption</b>	<b>132,872</b>	<b>2,895</b>	<b>103.95</b>	<b>21,130</b>	<b>203.27</b>

Description	Unit	Reference	Previous	Revised
Avg. price of stock consumed during the month	Rs./Ton	10,069	20,093	21,130
Avg. net calorific value of stock consumed during the month	kCal/Kg	5,559	2,889	2,895
Avg. net calorific value of stock consumed during the month	BTU/Kg	22,046	11,463	11,487
Net Heat Rates	BTU/kWh	8,749	8,749	8,749
<b>Revised Fuel Cost Component</b>	<b>Rs./kWh</b>	<b>3.9768</b>	<b>15.3362</b>	<b>16.0935</b>

**Note:** The above adjustment of fuel cost component on coal shall be subject to verification by a consultant/Independent third party to be appointed for the purpose by the Authority. In case the verified delivered coal price is different, the fuel cost component shall be revised accordingly.



*Handwritten signature*

**Lucky Electric Power Company Limited**  
**Details of Shipments**  
**For the Month of September 2022**

Shipment Number		33	34
Vessel Name		MV Brilliant Journey	MV Star Pisces
Bill of Lading Date		8-Jun-22	9-Jun-22
L/C Number		22INSC000503661	285LCFS221520001
Origin		Indonesia	Indonesia
Average ICI-5 Index Coal Price for B/L Month	US\$/Ton	52.58	52.58
Base Calorific Value	kCal/Kg	3,000	3,000
Actual Calorific Value	kCal/Kg	2,814	3,047
B/L Quantity	MT	55,000	53,000
FOB Coal ICI-5 Index Price adjusted for CV	US\$/Ton	49.32	53.40
Marine Freight Charges	US\$/Ton	38.00	37.04
Marine Insurance	US\$/Ton	0.04	0.04
CIF Coal Price	US\$/Ton	87.36	90.48
Handling Loss 1% or actual whichever is minimum	US\$/Ton	-	-
CIF Coal Price with losses at Karachi	US\$/Ton	87.36	90.48
Other Charges:	US\$/Ton	13.83	14.14
(i) Port Handling Charges	US\$/Ton	7.77	8.15
(a) PIBT Charges	US\$/Ton	4.29	4.19
(b) PQA Royalty Charges	US\$/Ton	2.30	2.42
(c) PDA Load Port Charges	US\$/Ton	0.24	0.54
(d) PDA Discharge Port Charges	US\$/Ton	0.65	0.72
(e) Wharfage	US\$/Ton	0.17	0.17
(f) Inspection Charges	US\$/Ton	0.03	0.03
(g) Truck Handling Charges	US\$/Ton	0.09	0.08
(ii) Customs Duty and Cess	US\$/Ton	5.96	5.89
(iii) LC Charges	US\$/Ton	0.06	0.05
(iv) Custom Clearance Charges	US\$/Ton	0.04	0.04
Inland Freight Charges	US\$/Ton	0.95	0.95
Delivered Coal Price before adjustment of handling loss	US\$/Ton	102.13	105.56
Handling Loss 1% or actual whichever is minimum	US\$/Ton	0.49	0.46
Delivered Coal Price with losses at Power Plant	US\$/Ton	102.63	106.02
Exchange Rate Average B/L Month	Rs./US\$	204.96	204.96
Delivered Coal Price with losses at Power Plant	Rs./Ton	21,034	21,730



**Lucky Electric Power Company Limited**  
**Marine Freight Calculation**  
**For the Month of September 2022**

Description	Unit	MV Brilliant Journey	MV Star Pisces
Loading Port Name		Muara Berau Anchorage, East Kalimantan	Muara Sangkulirang Anchorage, East Kalimantan
Discharge Port Name		PIBT	PIBT
Delivery Days:			
Voyage	Days	27.96	27.96
At Load Port	Days	7.38	5.23
At Discharge Port	Days	2.70	2.62
Total	Days	38.03	35.80
Average Time Charter Rate	US\$/Day	31,002	30,800
Time Charter Cost	US\$	1,179,045	1,102,679
Bunker Consumption:			
Bunker during Voyage	Ton	908.58	908.58
Bunker during Port Days	Ton	50.38	39.23
Total	Ton	958.95	947.80
Bunker Price	\$/Ton	950.00	908.00
Bunker Cost	US\$	911,005	860,605
Total Voyage Expense	US\$	2,090,050	1,963,284
Cargo Capacity	Tons	55,000	53,000
<b>Marine Freight</b>	<b>\$/Ton</b>	<b>38.00</b>	<b>37.04</b>

\*PDA Charges both at load and discharge ports have been included in port handling charges.

