



National Electric Power Regulatory Authority Islamic Republic of Pakistan

NEPRA Tower, Attaturk Avenue (East), G-5/1, Islamabad.
Tel: +92-51-9206500, Fax: +92-51-2600026
Web: www.nepra.org.pk, E-mail: registrar@nepra.org.pk

Registrar

No. NEPRA/R/ADG(Trf)/TRF-369/LEPCL-2015 / 36396-36400 November 13, 2023

Chief Executive Officer
Lucky Electric Power Company Limited
11th Floor, Al-Tijarah Center,
32-1-A, PECHS, Shakra-e-Faisal, Karachi
Tele: 021 – 3416 8806-09

Subject: **Decision of the Authority in the matter of Fuel Price Adjustment for the month of October 2023 for Lucky Electric Power Company Limited (LEPCL) [Case No. NEPRA/TRF-369/LEPCL-2015]**

Enclosed please find herewith the subject decision of the Authority along with Schedule of Fuel Cost Part of Energy Charge at **Annex-I**, Details of Shipments at **Annex-II**, Marine Freight Calculation at **Annex-III** (total 04 Pages) regarding the fuel price adjustment on account of Coal price variation for the month of **October 2023** in respect of Lucky Electric Power Company Limited.

Enclosure: **As above**

(Engr. Mazhar Iqbal Ranjha)

Copy to: (alongwith copy of subject Decision):

1. Secretary Ministry of Energy (Power Division), 'A' Block, Pak Secretariat, Islamabad
2. Secretary, Cabinet Division, Cabinet Secretariat, Islamabad
3. Secretary, Ministry of Finance, 'Q' Block, Pak Secretariat, Islamabad.
4. Chief Executive Officer, Central Power Purchasing Agency Guarantee Limited, Shaheen Plaza, 73-West, Fazl-e-Haq Road, Blue Area, Islamabad

DECISION OF THE AUTHORITY IN THE MATTER OF FUEL PRICE ADJUSTMENT FOR THE MONTH OF OCTOBER 2023 FOR LUCKY ELECTRIC POWER COMPANY LIMITED


1. Pursuant to the decision of the Authority dated October 20, 2016 notified vide S.R.O. No. 946(I)/2017 on September 15, 2017 in the matter of approval of upfront coal tariff for coal power plant of Lucky Electric Power Company (Private) Limited (LEPCL), decision dated September 23, 2016 regarding Sue Moto Review Proceedings in the Fuel Price Adjustment Mechanism determined in Upfront Coal Tariff and decision dated February 7, 2022 notified vide S.R.O. No. 684(I)/2022 in the matter of procurement of imported coal using ICI-5 Index, the fuel portion of the energy charge part of LEPCL's tariff is required to be adjusted on account of fuel price variation. LEPCL requested weighted average coal price of US\$ 58.84/Ton for coal consumed during the month of October 2023. LEPCL requested Fuel Cost Components (FCC) of Rs. 13.2602/kWh for October 2023. The requested coal price and fuel cost component were found on higher side.
2. The Authority in its collective and joint wisdom decided with consensus as under which shall be hereafter called as decision of the Authority in the matter:

“Based on the documentary evidence and information submitted by LEPCL, the fuel cost component of energy charge part of LEPCL's tariff has been adjusted for variation in coal price(s). In accordance with the prescribed mechanism, the revised coal price for each shipment have been worked out and are attached as Annexure to this decision.”


3. The revised fuel cost component of energy charge part of LEPCL's tariff indicated hereunder shall be immediately applicable to units delivered during the month.

Period	Fuel Cost Component (Rs./kWh)	
	Reference Oct 20, 2016	Revised
October 2023	3.9768	12.4658

4. The above referred revised fuel cost component along with revised imported coal prices and revised marine freight charges attached as **Annex-I, Annex-II and Annex-III**, respectively are to be notified in the official gazette, in accordance with the provisions of Section 31(7) of the Regulation of Generation, Transmission and Distribution of Electric Power Act 1997.
5. CPPA(G) to ensure that all payments are consistent with the tariff determination(s).

AUTHORITY

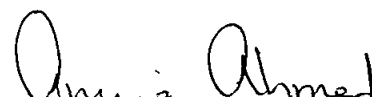
Mathar Niaz Rana (nsc)
Member



Engr. Maqsood Anwar Khan
Member



Engr. Rafique Ahmed Shaikh
Member




Amina Ahmed
Member



Waseem Mukhtar
Chairman

1/4



Lucky Electric Power Company Limited
Schedule of Fuel Cost Part of Energy Charge
Adjustment on Account of Coal Price(s) Variation for the Month of October 2023

Description	Quantity	Net CV	Coal Price		Exchange Rate
	Ton	kCal/Kg	US\$/Ton	Rs/Ton	Rs./US\$
Consumption from Stock:					
Consumption from Shipment No. 080	41,327	2,839	54.18	15,281	282.06
Consumption from Shipment No. 081	54,114	2,877	57.63	16,254	282.06
Consumption from Shipment No. 082	54,240	3,058	60.17	17,694	294.07
Consumption from Shipment No. 083	54,187	2,905	55.51	16,322	294.07
Consumption from Shipment No. 084	21,761	2,891	58.12	17,092	294.07
Total Consumption	225,630	2,922	57.14	16,519	289.08

Description	Unit	Reference Oct 20, 2016	Previous	Revised
Avg. price of stock consumed during the month	Rs./Ton	10,069	16,237	16,519
Avg. net calorific value of stock consumed during the month	kCal/Kg	5,559	2,834	2,922
Avg. net calorific value of stock consumed during the month	BTU/Kg	22,046	11,247	11,594
Net Heat Rates	BTU/kWh	8,749	8,749	8,749
Revised Fuel Cost Component	Rs./kWh	3.9768	12.6304	12.4658


Note: The above adjustment of fuel cost component on coal shall be subject to verification by a consultant/Independent third party to be appointed for the purpose by the Authority. In case the verified delivered coal price is different, the fuel cost component shall be revised accordingly.

-The Coal Consumption is for the Period of 1st to 31st October 2023.

-Based on data declared by Lucky Electric Power Company Limited.


Q. 9

2/4



Lucky Electric Power Company Limited
Details of Shipments
For the Month of October 2023

Shipment Number		81	82	83	84
Vessel Name		MV Imke Selmer	MV Cetus Cachalot	MV Mariblu	MV Erietta
Bill of Lading Date		25-Jul-23	11-Aug-23	16-Aug-23	15-Aug-23
L/C Number		23INSC000505039	285LCFS232021502	285LCFS232231501	23INSC000505531
Origin		Indonesia	Indonesia	Indonesia	Indonesia
Average ICI-5 Index Coal Price for B/L Month	US\$/Ton	31.57	31.15	31.15	31.15
Base Calorific Value	kCal/Kg	3,000	3,000	3,000	3,000
Actual Calorific Value	kCal/Kg	2,877	3,058	2,905	2,891
B/L Quantity	MT	54,250	54,450	54,400	55,000
FOB Coal ICI-5 Index Price adjusted for CV	US\$/Ton	30.28	31.75	30.16	30.02
Marine Freight Charges	US\$/Ton	15.29	16.38	13.19	16.00
Marine Insurance	US\$/Ton	0.02	0.02	0.02	0.02
CIF Coal Price	US\$/Ton	45.58	48.15	43.37	46.03
Handling Loss 1% or actual whichever is minimum	US\$/Ton	-	-	-	-
CIF Coal Price with losses at Karachi	US\$/Ton	45.58	48.15	43.37	46.03
Other Charges:	US\$/Ton	11.21	11.13	11.26	11.29
(i) Port Handling Charges	US\$/Ton	8.11	7.95	8.04	8.13
(a) PIBT Charges	US\$/Ton	4.26	4.23	4.28	4.28
(b) PQA Royalty Charges	US\$/Ton	2.47	2.45	2.48	2.48
(c) PDA Load Port Charges	US\$/Ton	0.47	0.37	0.32	0.38
(d) PDA Discharge Port Charges	US\$/Ton	0.68	0.67	0.74	0.77
(e) Wharfage	US\$/Ton	0.12	0.12	0.12	0.12
(f) Inspection Charges	US\$/Ton	0.02	0.02	0.02	0.02
(g) Truck Handling Charges	US\$/Ton	0.10	0.09	0.09	0.09
(ii) Customs Duty and Cess	US\$/Ton	3.04	3.12	3.16	3.10
(iii) LC Charges	US\$/Ton	0.04	0.03	0.03	0.03
(iv) Custom Clearance Charges	US\$/Ton	0.03	0.03	0.03	0.03
Inland Freight Charges	US\$/Ton	0.69	0.66	0.66	0.66
Delivered Coal Price before adjustment of handling loss	US\$/Ton	57.48	59.94	55.29	57.98
Handling Loss 1% or actual whichever is minimum	US\$/Ton	0.14	0.23	0.22	0.14
Delivered Coal Price with losses at Power Plant	US\$/Ton	57.63	60.17	55.51	58.12
Exchange Rate Average B/L Month	Rs./US\$	282.06	294.07	294.07	294.07
Delivered Coal Price with losses at Power Plant	Rs./Ton	16,254	17,694	16,322	17,092



Lucky Electric Power Company Limited
Marine Freight Calculation
For the Month of October 2023

Description	Unit	MV Imke Selmer	MV Cetus Cachalot	MV Mariblu	MV Erietta
Loading Port Name		Muara Sangkulirang, East Kalimantan	Muara Berau Anchorage, East Kalimantan	Tanjung Buyut Anchorage, South Sumatera	Muara Berau Anchorage, East Kalimantan
Discharge Port Name		PIBT	PIBT	PIBT	PIBT
Delivery Days:					
Voyage	Days	27.96	27.96	21.73	27.96
At Load Port	Days	4.85	7.30	7.30	7.38
At Discharge Port	Days	2.67	2.68	2.68	2.70
Total	Days	35.47	37.93	31.70	38.03
Average Time Charter Rate	US\$/Day	8,173	7,795	7,795	8,159
Time Charter Cost	US\$	289,913	295,697	247,109	310,297
Bunker Consumption:					
Bunker during Voyage	Ton	908.58	908.58	706.06	908.58
Bunker during Port Days	Ton	37.58	49.89	49.88	50.38
Total	Ton	946.16	958.47	755.94	958.95
Bunker Price	\$/Ton	570.00	622.00	622.00	594.00
Bunker Cost	US\$	539,310	596,167	470,196	569,618
Total Voyage Expense	US\$	829,223	891,865	717,306	879,915
Cargo Capacity	Tons	54,250	54,450	54,400	55,000
Marine Freight	\$/Ton	15.29	16.38	13.19	16.00
*PDA Charges both at load and discharge ports have been included in port handling charges.					

