



Registrar

# National Electric Power Regulatory Authority Islamic Republic of Pakistan

NEPRA Tower, Attaturk Avenue (East), G-5/1, Islamabad  
Ph: +92-51-9206500, Fax: +92-51-2600026  
Web: www.nepra.org.pk, E-mail: registrar@nepra.org.pk

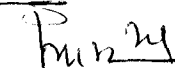
No. NEPRA/TRF-299/PQEPCPL-2015/7589-83  
April 30, 2019

Chief Executive Officer  
Port Qasim Electric Power Company (Pvt.) Limited  
House No. 63, Street No. 5  
F-8/3, Islamabad  
Ph: 051-2266341

Subject: **Decision of the Authority in the matter of Fuel Price Adjustment for Port Qasim Electric Power Company (Private) Limited (PQEPCL) [Case No. NEPRA/TRF-299/PQEPCPL-2015]**

Enclosed please find herewith the subject decision of the Authority along with Schedule of Fuel Cost Part of Energy Charge (Annex-I), Details of Shipments (Annex-II), Marine Freight (Annex-III) (04 pages) regarding the fuel price adjustment on account of **Coal** price(s) variation for the month of **April 2019** in respect of Port Qasim Electric Power Company (Private) Limited.

Enclosure: As above

  
30 04 19  
( Syed Safeer Hussain )

CC:

1. Secretary Ministry of Energy (Power Division), 'A' Block, Pak Secretariat, Islamabad
2. Secretary, Cabinet Division, Cabinet Secretariat, Islamabad
3. Secretary, Ministry of Finance, 'Q' Block, Pak Secretariat, Islamabad.
4. Chief Executive Officer, Central Power Purchasing Agency Guarantee Limited, Shaheen Plaza, 73-West, Fazl-e-Haq Road, Islamabad.


**DECISION OF THE AUTHORITY IN THE MATTER OF FUEL PRICE ADJUSTMENT FOR PORT QASIM  
ELECTRIC POWER COMPANY (PRIVATE) LIMITED.**


Pursuant to the Decision of the Authority dated 13<sup>th</sup> February 2015 in the matter of approval of upfront coal tariff for coal power plant of Port Qasim Electric Power Company (Private) Limited (hereafter "PQEPCL") and the Decision of the Authority dated 23<sup>rd</sup> September 2016 regarding Sue Moto Review Proceedings in the Fuel Price Adjustment Mechanism determined in Upfront Coal tariff, the fuel portion of the energy charge part of PQEPCL's tariff needs to be adjusted for variation in coal price(s). PQEPCL requested weighted average coal price of Rs. 9,449.58/ton for the coal consumed during the month of April 2019. PQEPCL requested fuel cost component of Rs. 4.6726/kWh for April 2019 which was found on higher side. In accordance with the prescribed mechanism and on the basis of information and documents submitted by PQEPCL, the revised coal prices have been worked out and attached as Annex to this decision. Accordingly, the fuel cost component has been adjusted. The revised fuel cost component of energy charge part of PQEPCL's tariff indicated hereunder shall be immediately applicable to the units delivered during the month:


Period	Revised Fuel Cost Component Rs./kWh
April 2019	4.5620


The above referred revised fuel cost component along with revised coal prices and revised marine freight charges attached as **Annex-I, Annex-II & Annex-III** respectively are to be notified in the official gazette, in accordance with the provisions of Section 31(7) of the Regulation of Generation, Transmission and Distribution of Electric Power Act 1997.


**AUTHORITY**

  
Saif Ullah Chattha  
Member  
29.4.2019

  
Rafique Ahmed Shaikh  
Member  
29/4/19

  
Rehmatullah Baloch  
Vice Chairman  
30/4/19

  
Mr. 21  
30.04.19




Port Qasim Electric Power Company (Private) Limited  
Schedule of Fuel Cost Part of Energy Charge  
Adjustment on Account of Coal Price(s) Variation for the Month of April 2019

Description	Quantity	Net CV	Coal Price		Exchange Rate
	Ton	kCal/Kg.	US\$/Ton	Rs/Ton	Rs/US\$
Coal Consumed from stock:					
Consumption from Shipment No. 201914	53,450	4,459	66.50	9,226	138.74
<b>Total consumption</b>	<b>53,450</b>	<b>4,459</b>	<b>66.50</b>	<b>9,226</b>	<b>138.74</b>


Description	Unit	Reference	Previous	Revised
Avg. Price of stock consumed during the month	Rs./Ton	12,532	10,825	9,226
Avg. Net Calorific Value of stock consumed during the month	kCal/kg	6,441	4,758	4,459
Avg. Net Calorific Value of stock consumed during the month	BTU/Kg.	25,556	18,881	17,694
Net Heat Rates	BTU/kWh	8,749	8,749	8,749
<b>Revised Fuel Cost Component for April 2019</b>	<b>Rs./kWh</b>	<b>4.2913</b>	<b>5.0160</b>	<b>4.5620</b>

**Note:** The above adjustment of fuel cost component on coal shall be subject to verification by a consultant/Independent third party to be appointed for the purpose by the Authority. In case the verified delivered coal price is different, the fuel cost component shall be revised accordingly.



Port Qasim Electric Power Company (Private) Limited  
Details of Shipments  
For the Month of April 2019

Shipment Number	Unit	201914
Vessel Name		MV African Griffon
Bill of Lading Date (B/L)		9-Dec-18
L/C Number		-
Origin		Indonesian
ICI-3/API-4 Coal Price Index for the month of B/L Date	US\$/Ton	46.70
Base Calorific Value	kCal/Kg	4,600
Actual Calorific Value	kCal/Kg	4,459
Quantity	MT	53,450
FOB Coal Price Index as per B/L month Adjusted for CV	US\$/Ton	45.27
Discount	US\$/Ton	-
Marine Freight Charges	US\$/Ton	14.36
Marine Insurance	US\$/Ton	0.05
CIF Coal Price	US\$/Ton	59.68
Handling Loss 1% of CIF Coal Price or actual whichever is minimum	US\$/Ton	-
CIF Coal Price with losses at Karachi	US\$/Ton	59.68
Other Charges:	US\$/Ton	6.82
(i) Port Handling Charges	US\$/Ton	3.29
(a) PQA Royalty Charges	US\$/Ton	2.27
(b) Wharfage Charges	US\$/Ton	0.25
(c) Port Disbursement Account Charges at Load Port	US\$/Ton	0.23
(d) Port Disbursement Account Charges at Discharge Port	US\$/Ton	0.55
(ii) Custom Duties	US\$/Ton	3.20
(iii) Custom Clearness Charges	US\$/Ton	0.15
(iv) Draft Survey, Sampling, Sample preparation & Analysis Charges	US\$/Ton	0.19
(v) L/C Charges	US\$/Ton	-
<b>Delivered Coal Price at Power Plant</b>	<b>US\$/Ton</b>	<b>66.50</b>
Average Exchange Rate for the month of B/L	Rs./US\$	138.74
<b>Delivered Coal Price at Power Plant</b>	<b>Rs./Ton</b>	<b>9,226.35</b>



Port Qasim Electric Power Company (Private) Limited  
Marine Freight  
For the Month of April 2019

Description	Unit	MV African Griffon
Loading Port Name		Samarinda Anchorage, East Kalimantan
Delivery Days:		
Voyage	Days	27.96
At Port - Load & Discharge	Days	5.49
Total	Days	33.45
Average Time Charter Rate	US\$/Day	10,985
Time Charter Cost	US\$	367,421.17
Bunker Consumption:		
Bunker during Voyage	Ton	908.58
Bunker during Port	Ton	27.46
MGO Consumption	Ton	3.90
Total	Ton	939.93
Bunker Price	US\$/Ton	425.00
MGO Price	US\$/Ton	555.00
Bunker Cost	US\$	399,979.18
Total Vovage Expense	US\$	767,400.35
Quantity Minimum	Tons	53,450
<b>Marine Freight</b>	<b>US\$/Ton</b>	<b>14.36</b>

\*PDA Charges both at load and discharge ports have been included in Port Handling Charges.

