



National Electric Power Regulatory Authority Islamic Republic of Pakistan

NEPRA Tower, Attaturk Avenue (East), G-5/1, Islamabad
Ph: +92-51-9206500, Fax: +92-51-2600026
Web: www.nepra.org.pk, E-mail: registrar@nepra.org.pk


No. NEPRA/R/TRF-299/PQEPCL-2015/ **10572-76**
April 13, 2020

Chief Executive Officer
Port Qasim Electric Power Company (Pvt.) Limited
Level 6, West Wing, Serena Business Complex, Sector G-5/1,
Islamabad
Tele: 051 – 835 7171

Subject: Decision of the Authority in the matter of Fuel Price Adjustment for Port Qasim Electric Power Company (Private) Limited (PQEPCL) [Case No. NEPRA/TRF-299/PQEPCL-2015]

Enclosed please find herewith the subject decision of the Authority along with Schedule of Fuel Cost Part of Energy Charge (Annex-I), Details of Shipments (Annex-II), Marine Freight (Annex-III) **(04 pages)** regarding the fuel price adjustment on account of Coal price(s) variation for the month of **March 2020** in respect of Port Qasim Electric Power Company (Private) Limited.

Enclosure: As above


13 04 20

(Syed Safeer Hussain)

CC:

1. Secretary Ministry of Energy (Power Division), 'A' Block, Pak Secretariat, Islamabad
2. Secretary, Cabinet Division, Cabinet Secretariat, Islamabad
3. Secretary, Ministry of Finance, 'Q' Block, Pak Secretariat, Islamabad.
4. Chief Executive Officer, Central Power Purchasing Agency Guarantee Limited, Shaheen Plaza, 73-West, Fazl-e-Haq Road, Islamabad.


DECISION OF THE AUTHORITY IN THE MATTER OF FUEL PRICE ADJUSTMENT FOR PORT QASIM ELECTRIC POWER COMPANY (PRIVATE) LIMITED


- Pursuant to the Decision of the Authority dated February 13, 2015 in the matter of approval of upfront coal tariff for coal power plant of Port Qasim Electric Power Company (Private) Limited (hereafter "PQEPCL"), Decision of the Authority dated September 23, 2016 regarding Sue Moto Review Proceedings in the Fuel Price Adjustment Mechanism determined in Upfront Coal Tariff and decision of the Authority dated September 27, 2019 in the matter of tariff adjustment at Commercial Operation Date of PQEPCL, the fuel portion of the energy charge part of PQEPCL's tariff has been adjusted for variation in coal price(s). PQEPCL requested weighted average coal price of Rs. 13,219/Ton for the coal consumed during the month of March 2020. PQEPCL requested Fuel Cost Component of Rs. 5.6255/kWh for March 2020 which was found on higher side. In accordance with the prescribed mechanism and on the basis of information and documents submitted by PQEPCL, the revised coal prices for each shipment have been worked out and attached as Annex to this decision. The revised FCC of energy charge part of PQEPCL's tariff indicated hereunder shall be immediately applicable to the units delivered during the month:

Period	Revised Fuel Cost Component Rs./kWh
March 2020	5.5412


- The above referred revised fuel cost component along with revised coal prices and revised marine freight charges attached as **Annex-I, Annex-II & Annex-III** respectively are to be notified in the official gazette, in accordance with the provisions of Section 31(7) of the Regulation of Generation, Transmission and Distribution of Electric Power Act 1997.
- CPPA(G) to ensure that all payments are consistent with the tariff determination(s).


AUTHORITY



Saif Ullah Chattha
Member
31.3.2020



Rehmatullah Baloch
Member
21/4/2020


Engr. Rafique Ahmed Shaikh
Member
21/4/20


Engr. Bahadur Shah
Member


Tauseef H. Barooq
Chairman





13 04 20

Port Qasim Electric Power Company (Private) Limited
Schedule of Fuel Cost Part of Energy Charge
Adjustment on Account of Coal Price(s) Variation for the Month of March 2020

Description	Quantity	Net CV	Coal Price		Exchange Rate
	Ton	kCal/Kg.	US\$/Ton	Rs/Ton	Rs/US\$
Coal Consumed from Stock:					
Consumption from Shipment No. 202010	20,781	5,572	90.96	14,180	155.90
Consumption from Shipment No. 202012	22,954	4,607	68.13	10,621	155.90
Consumption from Shipment No. 202013	50,592	5,549	88.75	13,837	155.90
Consumption from Shipment No. 202014	51,020	5,523	88.35	13,774	155.90
Consumption from Shipment No. 202015	51,172	5,659	99.15	15,412	155.44
Consumption from Shipment No. 202016	48,857	4,271	66.47	10,366	155.44
Consumption from Shipment No. 202017	15,492	4,052	66.69	10,366	155.44
Total consumption	260,868	5,156	83.59	13,022	155.70


Description	Unit	Reference	Previous	Revised
Avg. Price of stock consumed during the month	Rs./Ton	9,672	12,386	13,022
Avg. Net Calorific Value of stock consumed during the month	kCal/kg	4,521	5,016	5,156
Avg. Net Calorific Value of stock consumed during the month	BTU/Kg.	17,942	19,906	20,461
Net Heat Rates	BTU/kWh	8,707	8,707	8,707
Revised Fuel Cost Component for March 2020	Rs./kWh	4.6936	5.4179	5.5412

Note: The above adjustment of fuel cost component on coal shall be subject to verification by a consultant/Independent third party to be appointed for the purpose by the Authority. In case the verified delivered coal price is different, the fuel cost component shall be revised accordingly.



Port Qasim Electric Power Company (Private) Limited
Details of Shipments
For the Month of March 2020

Shipment Number	Unit	202013	202014	202015	202016	202017
Vessel Name		MV QI FU	MV SEAGULL	MV COPENHAGEN EAGLE	MV EOLUS	MV MSXT ARTEMIS
Bill of Lading Date (B/L)		22-Nov-19	25-Nov-19	14-Dec-19	19-Dec-19	22-Dec-19
L/C Number		-	-	-	-	-
Origin		South African	South African	South African	Indonesian	Indonesian
ICI-3/API-4 Coal Price Index for the month of B/L Date	US\$/Ton	75.83	75.83	84.03	49.41	49.41
Base Calorific Value	kCal/Kg	6,000	6,000	6,000	4,600	4,600
Actual Calorific Value	kCal/Kg	5,549	5,523	5,659	4,271	4,052
Quantity	MT	50,592	51,020	51,172	49,350	51,200
FOB Coal Price Index as per B/L month Adjusted for CV	US\$/Ton	70.13	69.80	79.25	45.88	43.52
Discount	US\$/Ton	-	-	-	-	-
Marine Freight Charges	US\$/Ton	9.57	9.55	10.14	12.59	15.03
Marine Insurance	US\$/Ton	0.03	0.03	0.04	0.05	0.05
CIF Coal Price	US\$/Ton	79.74	79.39	89.43	58.52	58.60
Handling Loss 1% of CIF Coal Price or actual whichever is minimum	US\$/Ton	-	-	-	-	-
CIF Coal Price with losses at Karachi	US\$/Ton	79.74	79.39	89.43	58.52	58.60
Other Charges:	US\$/Ton	9.02	8.97	9.72	7.95	8.08
(i) Port Handling Charges	US\$/Ton	3.60	3.65	3.70	3.57	3.65
(a) PQA Royalty Charges	US\$/Ton	2.26	2.26	2.27	2.26	2.27
(b) Wharfage Charges	US\$/Ton	0.22	0.22	0.22	0.22	0.22
(c) Port Disbursement Account Charges at Load Port	US\$/Ton	0.64	0.63	0.63	0.58	0.58
(d) Port Disbursement Account Charges at Discharge Port	US\$/Ton	0.48	0.55	0.58	0.51	0.58
(ii) Custom Duties	US\$/Ton	5.14	5.04	5.75	4.10	4.15
(iii) Custom Clearance Charges	US\$/Ton	0.15	0.15	0.15	0.15	0.15
(iv) Draft Survey, Sampling, Sample preparation & Analysis Charges	US\$/Ton	0.13	0.13	0.13	0.13	0.13
(v) L/C Charges	US\$/Ton	-	-	-	-	-
Delivered Coal Price at Power Plant	US\$/Ton	88.75	88.35	99.15	66.47	66.69
Average Exchange Rate for the month of B/L	Rs./US\$	155.90	155.90	155.44	155.44	155.44
Delivered Coal Price at Power Plant	Rs./Ton	13,836.65	13,774.15	15,411.89	10,331.34	10,365.58



Jr


Port Qasim Electric Power Company (Private) Limited
Marine Freight

For the Month of March 2020

Shipment Number	Unit	202013	202014	202015	202016	202017
Vessel Name		MV QI FU	MV SEAGULL	MV COPENHAGEN EAGLE	MV EOLUS	MV MSXT ARTEMIS
Loading Port Name		Richards Bay	Richards Bay	Richards Bay	Tanjung Kampeh Anchorage, South Sumatera	Muara Asam Anchorage, South Kalimantan
Origin		South Africa	South Africa	South Africa	Indonesia	Indonesia
Delivery Days:						
Voyage	Days	27.04	27.04	27.04	21.73	26.69
At Load Port	Days	2.19	2.20	2.21	6.42	6.90
At Discharge Port	Days	2.52	2.54	2.55	2.47	2.55
Total	Days	31.75	31.78	31.79	30.62	36.14
Average Time Charter Rate	US\$/Day	8,408	8,294	9,277	9,430	9,430
Time Charter Cost	US\$	266,934	263,575	294,917	288,706	340,758
Bunker Consumption:						
Bunker during Voyage:						
380 CST	Ton	878.72	878.72	878.72	299.06	297.00
0.5% S	Ton	-	-	-	407.00	570.34
Bunker during Port:						
380 CST	Ton	23.55	23.71	23.76	32.08	34.50
0.5% S	Ton	-	-	-	12.37	12.74
MGO Consumption	Ton	3.90	3.90	3.90	3.90	3.90
Total	Ton	906.17	906.33	906.38	754.42	918.48
Bunker Price:						
380 CST	US\$/Ton	238.00	245.00	245.00	299.00	299.00
0.5% S	US\$/Ton	-	-	-	592.00	592.00
MGO Price:						
0.5%	US\$/Ton	665.00	665.00	673.50	594.00	594.00
0.1%	US\$/Ton	-	-	-	599.00	599.00
Bunker Cost	US\$	217,333.56	223,687.89	223,734.70	332,685.71	428,768.36
Total Voyage Expense	US\$	484,267.21	487,262.64	518,651.58	621,391.45	769,526.12
Quantity Minimum	Tons	50,592	51,020	51,172	49,350	51,200
Marine Freight	US\$/Ton	9.57	9.55	10.14	12.59	15.03

* In case of shipments from Indonesia falling in December 2019 and January 2020, the bunker cost has been apportioned pro rata basis on 380 CST and 0.5 Sulphur bunker price

** PDA Charges both at load and discharge ports have been included in Port Handling Charges.



Handwritten signature