



Registrar

National Electric Power Regulatory Authority Islamic Republic of Pakistan

NEPRA Tower, Attaturk Avenue (East), G-5/1, Islamabad
Ph: +92-51-9206500, Fax: +92-51-2600026
Web: www.nepa.org.pk, E-mail: registrar@nepa.org.pk

No. NEPRA/R/SA(Tariff)/TRF-299/PQEPCL-2015/1212 -16


May 6, 2020

Chief Executive Officer
Port Qasim Electric Power Company (Pvt.) Limited
Level 6, West Wing, Serena Business Complex, Sector G-5/1,
Islamabad
Tele: 051 – 835 7171

Subject: **Decision of the Authority in the matter of Fuel Price Adjustment for Port Qasim Electric Power Company (Private) Limited (PQEPCL) [Case No. NEPRA/TRF-299/PQEPCL-2015]**

Enclosed please find herewith the subject decision of the Authority along with Schedule of Fuel Cost Part of Energy Charge (Annex-I), Details of Shipments (Annex-II), Marine Freight (Annex-III) (04 pages) regarding the fuel price adjustment on account of Coal price(s) variation for the month of April 2020 in respect of Port Qasim Electric Power Company (Private) Limited.

Enclosure: As above


060520
(Syed Safeer Hussain)

CC:

1. Secretary Ministry of Energy (Power Division), 'A' Block, Pak Secretariat, Islamabad
2. Secretary, Cabinet Division, Cabinet Secretariat, Islamabad
3. Secretary, Ministry of Finance, 'Q' Block, Pak Secretariat, Islamabad.
4. Chief Executive Officer, Central Power Purchasing Agency Guarantee Limited, Shaheen Plaza, 73-West, Fazl-e-Haq Road, Islamabad.


**DECISION OF THE AUTHORITY IN THE MATTER OF FUEL PRICE ADJUSTMENT FOR
PORT QASIM ELECTRIC POWER COMPANY (PRIVATE) LIMITED**


1. Pursuant to the decisions of the Authority dated February 13, 2015 in the matter of approval of upfront coal tariff for coal power plant of Port Qasim Electric Power Company (Private) Limited (hereafter "PQEPCL"), decision dated September 23, 2016 regarding Sue Moto Review Proceedings in the Fuel Price Adjustment Mechanism determined in Upfront Coal Tariff, decision dated September 27, 2019 in the matter of tariff adjustment at Commercial Operation Date of PQEPCL and decision dated March 3, 2020 in the matter of motion for leave for review regarding fuel price adjustments, the fuel portion of the energy charge part of PQEPCL's tariff has been adjusted for variation in coal price(s). PQEPCL requested weighted average coal price of Rs. 11,353/Ton for the coal consumed during the month of April 2020. PQEPCL requested Fuel Cost Component of Rs. 5.7033/kWh for April 2020 which was found on higher side. In accordance with the prescribed mechanism and on the basis of information and documents submitted by PQEPCL, the revised coal prices for each shipment have been worked out and attached as Annex to this decision. The revised FCC of energy charge part of PQEPCL's tariff indicated hereunder shall be immediately applicable to the units delivered during the month:


Period	Revised Fuel Cost Component Rs./kWh
April 2020	5.5750


2. The above referred revised fuel cost component along with revised coal prices and revised marine freight charges attached as **Annex-I, Annex-II & Annex-III** respectively are to be notified in the official gazette, in accordance with the provisions of Section 31(7) of the Regulation of Generation, Transmission and Distribution of Electric Power Act 1997.
3. CPPA(G) to ensure that all payments are consistent with the tariff determination(s).


AUTHORITY



Saif Ullah Chattha
Member 27.4.2020


Rehmatullah Baloch
Member 27/4/2020


Engr. Rafique Ahmed Shaikh
Member 27/4/20


Engr. Bahadur Shah
Member


Tauseef H. Farooqi
Chairman


Tauseef H. Farooqi
26.05.20




Port Qasim Electric Power Company (Private) Limited
Schedule of Fuel Cost Part of Energy Charge
Adjustment on Account of Coal Price(s) Variation for the Month of April 2020

Description	Quantity	Net CV	Coal Price		Exchange Rate
	Ton	kCal/Kg.	US\$/Ton	Rs/Ton	Rs/US\$
Coal Consumed from Stock:					
Consumption from Shipment No. 202017	35,196	4,052	66.69	10,366	155.44
Consumption from Shipment No. 202018	29,672	5,669	98.86	15,367	155.44
Consumption from Shipment No. 202019	50,237	4,420	74.15	11,508	155.19
Consumption from Shipment No. 202020	50,490	4,132	65.99	10,241	155.19
Consumption from Shipment No. 202021	49,698	4,218	69.01	10,709	155.19
Consumption from Shipment No. 202022	49,154	4,401	70.19	10,893	155.19
Consumption from Shipment No. 202023	49,500	4,119	65.34	10,116	154.81
Total consumption	313,946	4,368	71.51	11,099	155.18


Description	Unit	Reference	Previous	Revised
Avg. Price of stock consumed during the month	Rs./Ton	9,672	13,022	11,099
Avg. Net Calorific Value of stock consumed during the month	kCal/kg	4,521	5,156	4,368
Avg. Net Calorific Value of stock consumed during the month	BTU/Kg.	17,942	20,461	17,334
Net Heat Rates	BTU/kWh	8,707	8,707	8,707
Revised Fuel Cost Component for April 2020	Rs./kWh	4.6936	5.5412	5.5750

Note: The above adjustment of fuel cost component on coal shall be subject to verification by a consultant/Independent third party to be appointed for the purpose by the Authority. In case the verified delivered coal price is different, the fuel cost component shall be revised accordingly.



Port Qasim Electric Power Company (Private) Limited
Details of Shipments
For the Month of April 2020

Shipment Number	Unit	202018	202019	202020	202021	202022	202023
Vessel Name		MV FERONICA	MV THOR INFINTY	MV LUZON	EASTERN CAMELLIA	IVY DELTA	JIN HAO
Bill of Lading Date (B/L)		9-Dec-19	1-Jan-20	17-Jan-20	20-Jan-20	26-Jan-20	3-Feb-20
L/C Number		-	-	-	-	-	-
Origin		South African	Indonesian	Indonesian	Indonesian	Indonesian	Indonesian
ICI-3/API-4 Coal Price Index for the month of B/L Date	US\$/Ton	84.03	49.68	49.68	49.68	49.68	51.28
Base Calorific Value	kCal/Kg	6,000	4,600	4,600	4,600	4,600	4,600
Actual Calorific Value	kCal/Kg	5,669	4,420	4,132	4,218	4,401	4,119
Quantity	MT	51,394	50,744	51,000	50,200	49,650	50,000
FOB Coal Price Index as per B/L month Adjusted for CV	US\$/Ton	79.39	47.74	44.63	45.55	47.53	45.92
Discount	US\$/Ton	-	-	-	-	-	-
Marine Freight Charges	US\$/Ton	9.86	18.20	13.53	15.43	15.76	12.33
Marine Insurance	US\$/Ton	0.04	0.05	0.05	0.05	0.05	0.05
CIF Coal Price	US\$/Ton	89.29	65.99	58.21	61.04	63.34	58.30
Handling Loss 1% of CIF Coal Price or actual whichever is minimum	US\$/Ton	-	-	-	-	-	-
CIF Coal Price with losses at Karachi	US\$/Ton	89.29	65.99	58.21	61.04	63.34	58.30
Other Charges:	US\$/Ton	9.57	8.16	7.78	7.97	6.85	7.04
(i) Port Handling Charges	US\$/Ton	3.62	3.55	3.58	3.62	3.22	3.65
(a) PQA Royalty Charges	US\$/Ton	2.27	2.27	2.27	2.27	2.27	2.27
(b) Wharfage Charges	US\$/Ton	0.22	0.22	0.22	0.22	0.22	0.22
(c) Port Disbursement Account Charges at Load Port	US\$/Ton	0.62	0.58	0.59	0.58	0.20	0.58
(d) Port Disbursement Account Charges at Discharge Port	US\$/Ton	0.51	0.49	0.50	0.55	0.53	0.58
(ii) Custom Duties & Cess	US\$/Ton	5.68	4.33	3.92	4.07	3.35	3.11
(iii) Custom Clearness Charges	US\$/Ton	0.15	0.15	0.15	0.15	0.15	0.15
(iv) Draft Survey, Sampling, Sample preparation & Analysis Charges	US\$/Ton	0.13	0.13	0.13	0.13	0.13	0.13
Delivered Coal Price at Power Plant	US\$/Ton	98.86	74.15	65.99	69.01	70.19	65.34
Average Exchange Rate for the month of B/L	Rs./US\$	155.44	155.19	155.19	155.19	155.19	154.81
Delivered Coal Price at Power Plant	Rs./Ton	15,367.42	11,508.05	10,240.51	10,709.32	10,892.77	10,115.80



Port Qasim Electric Power Company (Private) Limited

Marine Freight

For the Month of April 2020

Description	Unit	MV FERONICA	MV THOR INFINTY	MV LUZON	EASTERN CAMELLIA	IVY DELTA	JIN HAO
Loading Port Name		RBCT	Tanjung Batu Anchorage, North Kalimantan	Tanjung Kampeh Anchorage, South Sumatera	Muara Banyuasin Anchorage, South Sumatera	Taboneo Anchorage, South Kalimantan	Muara Banyuasin Anchorage, South Sumatera
Origin		South Africa	Indonesian	Indonesian	Indonesian	South Africa	Indonesian
Delivery Days:							
Voyage	Days	27.04	27.00	21.73	21.73	26.08	21.73
At Port-Load	Days	2.21	6.84	4.28	6.78	5.22	6.56
At Port-Discharge	Days	2.56	2.53	2.08	2.22	2.17	2.50
Total	Days	31.81	36.37	28.09	30.72	33.47	30.79
Average Time Charter Rate	US\$/Day	8,899	8,295	6,221	7,277	6,116	5,920
Time Charter Cost	US\$	283,045	301,712	174,724	223,535	204,716	182,262
Bunker Consumption:							
Bunker during Voyage	Ton	878.72	877.50	706.06	706.06	847.64	706.06
Bunker during Port Days	Ton	23.84	46.86	31.81	44.97	36.95	45.31
MGO Consumption	Ton	3.90	3.90	3.90	3.90	3.90	3.90
Total	Ton	906.46	928.26	741.77	754.93	888.50	755.28
Bunker Price	US\$/Ton	245.00	670.00	695.00	730.00	650.00	575.00
MGO Price	US\$/Ton	665.00	680.00	695.00	731.00	655.00	585.00
Bunker Cost	US\$	223,721.49	621,975.75	515,528.80	551,101.18	577,541.57	434,322.13
Total Voyage Expense	US\$	506,766.58	923,687.79	690,252.50	774,636.47	782,257.68	616,584.13
Quantity Minimum	Tons	51,394	50,744	51,000	50,200	49,650	50,000
Marine Freight	US\$/Ton	9.86	18.20	13.53	15.43	15.76	12.33

*PDA Charges both at load and discharge ports have been included in Port Handling Charges.

