



Registrar

National Electric Power Regulatory Authority

Islamic Republic of Pakistan

NEPRA Tower, Attaturk Avenue (East), G-5/1, Islamabad
Ph: +92-51-9206500, Fax: +92-51-2600026
Web: www.nepra.org.pk, E-mail: registrar@nepra.org.pk

No. NEPRA/R/ADG(Trf)/TRF-299/PQEPCPL-2015/ 27559-63

May 27, 2021

Chief Executive Officer
Port Qasim Electric Power Company (Pvt.) Limited
Level 6, West Wing, Serena Business Complex, Sector G-5/1,
Islamabad
Tele: 051 – 835 7171

Subject: Decision of the Authority in the matter of Fuel Price Adjustment for Port Qasim Electric Power Company (Private) Limited (PQEPCL) [Case No. NEPRA/TRF-299/PQEPCPL-2015]

Enclosed please find herewith the subject decision of the Authority along with Schedule of Fuel Cost Part of Energy Charge (Annex-I), Details of Shipments (Annex-II), Marine Freight (Annex-III) (04 pages) regarding the fuel price adjustment on account of Coal price(s) variation for the month of May 2021 in respect of Port Qasim Electric Power Company (Private) Limited.

Enclosure: As above


(Syed Safeer Hussain)

CC:

1. Secretary Ministry of Energy (Power Division), 'A' Block, Pak Secretariat, Islamabad
2. Secretary, Cabinet Division, Cabinet Secretariat, Islamabad
3. Secretary, Ministry of Finance, 'Q' Block, Pak Secretariat, Islamabad.
4. Chief Executive Officer, Central Power Purchasing Agency Guarantee Limited, Shaheen Plaza, 73-West, Fazl-e-Haq Road, Islamabad.



**DECISION OF THE AUTHORITY IN THE MATTER OF FUEL PRICE
ADJUSTMENT FOR PORT QASIM ELECTRIC POWER COMPANY (PRIVATE)
LIMITED**

1. Pursuant to the decision of the Authority dated February 13, 2015 in the matter of approval of upfront coal tariff for coal power plant of Port Qasim Electric Power Company (Private) Limited (hereafter "PQEPCL"), decision dated September 23, 2016 regarding Sue Moto Review Proceedings in the Fuel Price Adjustment Mechanism determined in Upfront Coal Tariff, decision dated September 27, 2019 in the matter of tariff adjustment at Commercial Operation Date of PQEPCL and decision dated March 3, 2020 in the matter of Motions for Leave for Review regarding fuel price adjustments, the fuel portion of the energy charge part of PQEPCL's tariff has been adjusted for variation in coal price(s). PQEPCL requested weighted average coal price of Rs. 16,045/Ton for the coal consumed during the month of May 2021. PQEPCL requested Fuel Cost Component (FCC) of Rs. 7.0622/kWh for May 2021. The requested weighted average coal price and FCC were found on higher side. In accordance with the prescribed mechanism and on the basis of information and documents submitted by PQEPCL, the revised coal price for each shipment has been worked out and attached as annex to this decision. The revised FCC of energy charge part of PQEPCL's tariff indicated hereunder shall be immediately applicable to the units delivered during the month:

Period	Fuel Cost Component (Rs./kWh)	
	Reference	Revised
May 2021	4.6936	7.0121

2. The above referred revised fuel cost component along with revised coal prices and revised marine freight charges attached as **Annex-I, Annex-II & Annex-III** respectively are to be notified in the official gazette, in accordance with the provisions of Section 31(7) of the Regulation of Generation, Transmission and Distribution of Electric Power Act 1997.
3. CPPA(G) to ensure that all payments are consistent with the tariff determination(s).


AUTHORITY

Rehmatullah Baloch
Member

Engr. Rafique Ahmed Shaikh
Member

Engr. Maqsood Anwar Khan
Member

Tauseef H. Farooqi
Chairman



27.05.21

Port Qasim Electric Power Company (Private) Limited
Schedule of Fuel Cost Part of Energy Charge
Adjustment on Account of Coal Price(s) Variation for the Month of May 2021

Description	Quantity	Net CV	Coal Price		Exchange Rate
	Ton	kCal/Kg.	US\$/Ton	Rs/Ton	Rs/US\$
Coal Consumed from Stock:					
Consumption from Shipment No. 202104	31,238	4,501	95.05	15,286	160.82
Consumption from Shipment No. 202105	49,748	4,219	89.91	14,460	160.82
Consumption from Shipment No. 202106	51,002	5,625	110.52	17,774	160.82
Consumption from Shipment No. 202107	53,706	5,504	105.80	16,915	159.88
Consumption from Shipment No. 202108	50,490	4,331	89.03	14,235	159.88
Consumption from Shipment No. 202109	21,324	5,506	106.21	16,980	159.88
Consumption from Shipment No. 202110	50,983	5,698	110.12	17,606	159.88
Consumption from Shipment No. 202111	50,490	4,556	92.04	14,439	156.88
Total Consumption:	358,981	4,985	99.68	15,932	159.83


Description	Unit	Reference	Previous	Revised
Avg. Price of stock consumed during the month	Rs./Ton	9,672	16,575	15,932
Avg. Net Calorific Value of stock consumed during the month	kCal/kg	4,521	5,192	4,985
Avg. Net Calorific Value of stock consumed during the month	BTU/kg	17,942	20,602	19,783
Net Heat Rates	BTU/kWh	8,707	8,707	8,707
Revised Fuel Cost Component	Rs./kWh	4.6936	7.0053	7.0121

Note: The above adjustment of fuel cost component on coal shall be subject to verification by a consultant/Independent third party to be appointed for the purpose by the Authority. In case the verified delivered coal price is different, the fuel cost component shall be revised accordingly.



Port Qasim Electric Power Company (Private) Limited
Details of Shipments
For the Month of May 2021

Shipment Number	Unit	202105	202106	202107	202108	202109	202110	202111
Vessel Name		MV AYE EVOLUTION	MV IKAN PANDAN	MV AFRICAN LEOPARD	MV SBI ACHILLES	MV TRITON SWAN	MV ALTUS	MV PACIFIC WEALTH
Bill of Lading Date (B/L)		19-Jan-21	21-Jan-21	6-Feb-21	18-Feb-21	21-Feb-21	23-Feb-21	6-Mar-21
L/C Number		-	-	-	-	-	-	-
Origin		Indonesian	South Africa	South Africa	Indonesian	South Africa	South Africa	Indonesian
ICI-3/API-4 Coal Price Index for the month of B/L Date	US\$/Ton	71.11	90.43	87.25	65.57	87.25	87.25	60.71
Base Calorific Value	kCal/Kg	4,600	6,000	6,000	4,600	6,000	6,000	4,600
Actual Calorific Value	kCal/Kg	4,219	5,625	5,504	4,331	5,506	5,698	4,556
Quantity	MT	50,250	51,002	53,706	51,000	53,686	50,983	51,000
FOB Coal Price Index as per B/L month Adjusted for CV	US\$/Ton	65.22	84.78	80.04	61.74	80.07	82.86	60.13
Marine Freight Charges	US\$/Ton	15.55	15.43	15.00	18.02	16.09	17.23	22.64
Marine Insurance	US\$/Ton	0.07	0.04	0.08	0.04	0.08	0.04	0.04
CIF Coal Price	US\$/Ton	80.84	100.25	95.11	79.79	96.24	100.13	82.81
Handling Loss 1% of CIF Coal Price or actual whichever is minimum	US\$/Ton	-	-	-	-	-	-	-
CIF Coal Price with losses at Karachi	US\$/Ton	80.84	100.25	95.11	79.79	96.24	100.13	82.81
Other Charges:	US\$/Ton	9.08	10.27	10.69	9.24	9.97	9.98	9.23
(i) Port Handling Charges	US\$/Ton	3.20	3.54	4.08	3.84	3.52	3.47	3.57
(a) PQA Royalty Charges	US\$/Ton	2.27	2.27	2.26	2.24	2.24	2.24	2.26
(b) Wharfage Charges	US\$/Ton	0.21	0.21	0.21	0.21	0.21	0.21	0.22
(c) Port Disbursement Account Charges at Load Port	US\$/Ton	0.21	0.49	1.05	0.84	0.55	0.50	0.52
(d) Port Disbursement Account Charges at Discharge Port	US\$/Ton	0.52	0.57	0.56	0.55	0.52	0.52	0.58
(ii) Custom Duties & Cess	US\$/Ton	5.61	6.45	6.34	5.19	6.17	6.31	5.45
(iii) Custom Clearness Charges	US\$/Ton	0.15	0.15	0.15	0.15	0.15	0.15	0.15
(iv) Draft Survey, Sampling, Sample preparation & Analysis Charges	US\$/Ton	0.12	0.12	0.12	0.06	0.12	0.06	0.06
Delivered Coal Price at Power Plant	US\$/Ton	89.91	110.52	105.80	89.03	106.21	110.12	92.04
Average Exchange Rate for the month of B/L	Rs./US\$	160.82	160.82	159.88	159.88	159.88	159.88	156.88
Delivered Coal Price at Power Plant	Rs./Ton	14,460.07	17,773.65	16,915.48	14,234.58	16,980.32	17,605.51	14,438.75



Port Qasim Electric Power Company (Private) Limited
Marine Freight

For the Month of May 2021

Description	Unit	MV AYE EVOLUTION	MV IKAN PANDAN	MV AFRICAN LEOPARD	MV SBI ACHILLES	MV TRITON SWAN	MV ALTUS	MV PACIFIC WEALTH
Loading Port Name		Taboneo Anchorage, South Kalimantan	RBCT	Maputo	Balikpapan Coal Terminal, East Kalimantan	RBCT	RBCT	Tarakan Anchorage, North Kalimantan
Origin		Indonesian	South Africa	South Africa	Indonesian	South Africa	South Africa	Indonesian
Delivery Days:								
Voyage	Days	26.08	27.04	27.04	27.86	27.04	27.04	27.96
At Port-Load	Days	6.78	2.20	2.29	2.39	2.29	2.20	2.30
At Port-Discharge	Days	2.12	2.54	2.09	2.02	2.65	2.51	2.44
Total	Days	34.98	31.78	31.42	32.27	31.97	31.74	32.70
Average Time Charter Rate or Time Charter Rate	US\$/Day	11,322	12,147	12,820	13,879	13,164	13,551	20,903
Time Charter Cost	US\$	396,050	386,003	402,743	447,858	420,912	430,152	683,476
Bunker Consumption:								
Bunker during Voyage	Ton	847.64	878.72	878.72	905.53	878.72	878.72	908.70
Bunker during Port Days	Ton	44.50	23.70	21.89	22.03	24.68	23.53	23.69
MGO Consumption	Ton	3.90	3.90	3.90	3.90	3.90	3.90	3.90
Total	Ton	896.04	906.32	904.51	931.46	907.30	906.15	936.29
Bunker Price	US\$/Ton	430.00	442.00	445.00	508.00	488.00	497.00	503.00
MGO Price	US\$/Ton	450.00	510.00	505.00	-	555.00	-	526.00
Bunker Cost	US\$	385,373.98	400,858.41	402,739.73	471,201.75	443,025.46	448,416.84	471,042.31
Total Voyage Expense	US\$	781,423.83	786,861.49	805,482.59	919,059.73	863,937.43	878,568.72	1,154,518.15
Quantity	Tons	50,250	51,002	53,706	51,000	53,686	50,983	51,000
Marine Freight	US\$/Ton	15.55	15.43	15.00	18.02	16.09	17.23	22.64

*PDA Charges both at load and discharge ports have been included in Port Handling Charges.

