



Registrar

National Electric Power Regulatory Authority

Islamic Republic of Pakistan

NEPRA Tower, Attaturk Avenue (East), G-5/1, Islamabad
Ph: +92-51-9206500, Fax: +92-51-2600026
Web: www.nepra.org.pk, E-mail: registrar@nepra.org.pk

No. NEPRA/R/ADG(Trf)/TRF-299/PQEPCL-2015/34944-48


August 25, 2021

Chief Executive Officer
Port Qasim Electric Power Company (Pvt.) Limited
Level 6, West Wing, Serena Business Complex, Sector G-5/1,
Islamabad
Tele: 051 – 835 7171

Subject: Decision of the Authority in the matter of Fuel Price Adjustment for Port Qasim Electric Power Company (Private) Limited (PQEPCL) [Case No. NEPRA/TRF-299/PQEPCL-2015]

Enclosed please find herewith the subject decision of the Authority along with Schedule of Fuel Cost Part of Energy Charge (Annex-I), Details of Shipments (Annex-II), Marine Freight (Annex-III) (04 pages) regarding the fuel price adjustment on account of Coal price(s) variation for the month of **August 2021** in respect of Port Qasim Electric Power Company (Private) Limited.

Enclosure: As above


25 08 21
(Syed Safeer Hussain)

CC:

1. Secretary Ministry of Energy (Power Division), 'A' Block, Pak Secretariat, Islamabad
2. Secretary, Cabinet Division, Cabinet Secretariat, Islamabad
3. Secretary, Ministry of Finance, 'Q' Block, Pak Secretariat, Islamabad.
4. Chief Executive Officer, Central Power Purchasing Agency Guarantee Limited, Shaheen Plaza, 73-West, Fazl-e-Haq Road, Islamabad.


**DECISION OF THE AUTHORITY IN THE MATTER OF FUEL PRICE ADJUSTMENT
FOR PORT QASIM ELECTRIC POWER COMPANY (PRIVATE) LIMITED**

1. Pursuant to the decision of the Authority dated February 13, 2015 in the matter of approval of upfront coal tariff for coal power plant of Port Qasim Electric Power Company (Private) Limited (hereafter "PQEPCL"), decision dated September 23, 2016 regarding Sue Moto Review Proceedings in the Fuel Price Adjustment Mechanism determined in Upfront Coal Tariff, decision dated September 27, 2019 in the matter of tariff adjustment at Commercial Operation Date of PQEPCL and decision dated March 3, 2020 in the matter of Motions for Leave for Review regarding fuel price adjustments, the fuel portion of the energy charge part of PQEPCL's tariff has been adjusted for variation in coal price(s). PQEPCL requested weighted average coal price of Rs. 19,933/Ton for the coal consumed during the month of August 2021. PQEPCL requested Fuel Cost Component (FCC) of Rs. 8.2796/kWh for August 2021. In accordance with the prescribed mechanism and on the basis of information and documents submitted by PQEPCL, the revised coal price for each shipment has been worked out and attached as annex to this decision. The revised FCC of energy charge part of PQEPCL's tariff indicated hereunder shall be immediately applicable to the units delivered during the month:

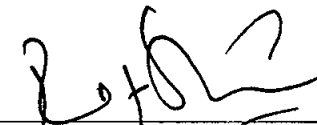
Period	Fuel Cost Component (Rs./kWh)	
	Reference	Revised
August 2021	4.6936	8.2795

2. The above referred revised fuel cost component along with revised coal prices and revised marine freight charges attached as **Annex-I, Annex-II & Annex-III** respectively are to be notified in the official gazette, in accordance with the provisions of Section 31(7) of the Regulation of Generation, Transmission and Distribution of Electric Power Act 1997.
3. CPPA(G) to ensure that all payments are consistent with the tariff determination(s).


AUTHORITY


Rehmatullah Baloch
Member


Engr. Maqsood Anwar Khan
Member


Engr. Rafique Ahmed Shaikh
Member


Tauseef H. Farooqi
Chairman




Port Qasim Electric Power Company (Private) Limited
Schedule of Fuel Cost Part of Energy Charge

Adjustment on Account of Coal Price(s) Variation for the Month of August 2021

Description	Quantity	Net CV	Coal Price		Exchange Rate
	Ton	kCal/Kg.	US\$/Ton	Rs/Ton	Rs/US\$
Coal Consumed from Stock:					
Consumption from Shipment No. 202119	43,594	4,695	95.68	15,010	156.88
Consumption from Shipment No. 2021124	11,636	5,702	123.16	18,940	153.78
Consumption from Shipment No. 2021125	50,877	5,563	133.28	20,522	153.98
Consumption from Shipment No. 2021126	51,005	5,656	134.37	20,691	153.98
Consumption from Shipment No. 2021127	50,315	5,660	135.59	20,879	153.98
Consumption from Shipment No. 2021128	49,163	4,142	103.13	15,880	153.98
Consumption from Shipment No. 2021129	51,090	5,605	148.67	23,327	156.90
Consumption from Shipment No. 2021130	50,142	5,441	144.29	22,639	156.90
Total Consumption:	357,823	5,282	128.45	19,933	155.18


Description	Unit	Reference	Previous	Revised
Avg. Price of stock consumed during the month	Rs./Ton	9,672	16,185	19,933
Avg. Net Calorific Value of stock consumed during the month	kCal/kg	4,521	4,863	5,282
Avg. Net Calorific Value of stock consumed during the month	BTU/kg	17,942	19,298	20,962
Net Heat Rates	BTU/kWh	8,707	8,707	8,707
Revised Fuel Cost Component	Rs./kWh	4.6936	7.3026	8.2795

Note: The above adjustment of fuel cost component on coal shall be subject to verification by a consultant/Independent third party to be appointed for the purpose by the Authority. In case the verified delivered coal price is different, the fuel cost component shall be revised accordingly.



Port Qasim Electric Power Company (Private) Limited
Details of Shipments
For the Month of August 2021

Shipment Number	Unit	202124	202125	202126	202127	202128	202129	202130
Vessel Name		MV YASA EMIRHAN	MV SIDER TIS	MV IDEE FIXE	MV IDC DIAMOND	MV TAI HAWK	MV AFRICAN BAZA	MV ARCADIA
Bill of Lading Date (B/L)		30-Apr-21	6-May-21	8-May-21	14-May-21	25-May-21	18-Jun-21	21-Jun-21
L/C Number		-	-	-	-	-	-	-
Origin		South Africa	South Africa	South Africa	South Africa	Indonesian	South Africa	South Africa
ICI-3/API-4 Coal Price Index for the month of B/L Date	US\$/Ton	93.26	105.38	105.38	105.38	77.94	115.43	115.43
Base Calorific Value	kCal/Kg	6,000	6,000	6,000	6,000	4,600	6,000	6,000
Actual Calorific Value	kCal/Kg	5,702	5,563	5,656	5,660	4,142	5,605	5,441
Quantity	MT	50,550	50,877	51,005	50,315	49,660	51,090	50,142
FOB Coal Price Index as per B/L month Adjusted for CV	US\$/Ton	88.63	97.70	99.34	99.41	70.18	107.83	104.68
Marine Freight Charges	US\$/Ton	23.60	23.71	23.50	24.34	23.12	28.18	27.17
Marine Insurance	US\$/Ton	0.05	0.05	0.05	0.05	0.04	0.06	0.06
CIF Coal Price	US\$/Ton	112.28	121.46	122.89	123.79	93.34	136.07	131.90
Handling Loss 1% of CIF Coal Price or actual whichever is minimum	US\$/Ton	-	-	-	-	-	-	-
CIF Coal Price with losses at Karachi	US\$/Ton	112.28	121.46	122.89	123.79	93.34	136.07	131.90
Other Charges:	US\$/Ton	10.88	11.82	11.49	11.80	9.79	12.61	12.39
(i) Port Handling Charges	US\$/Ton	3.55	3.97	3.59	3.55	3.54	3.62	3.61
(a) PQA Royalty Charges	US\$/Ton	2.26	2.27	2.29	2.29	2.29	2.29	2.29
(b) Wharfage Charges	US\$/Ton	0.22	0.22	0.22	0.22	0.22	0.22	0.22
(c) Port Disbursement Account Charges at Load Port	US\$/Ton	0.52	0.40	0.44	0.52	0.51	0.55	0.55
(d) Port Disbursement Account Charges at Discharge Port	US\$/Ton	0.54	1.08	0.63	0.52	0.52	0.57	0.55
(ii) Custom Duties & Cess	US\$/Ton	7.18	7.69	7.74	8.09	6.10	8.83	8.63
(iii) Custom Clearance Charges	US\$/Ton	0.10	0.10	0.10	0.10	0.10	0.10	0.10
(iv) Draft Survey, Sampling, Sample preparation & Analysis Charges	US\$/Ton	0.06	0.06	0.06	0.06	0.06	0.06	0.06
Delivered Coal Price at Power Plant	US\$/Ton	123.16	133.28	134.37	135.59	103.13	148.67	144.29
Average Exchange Rate for the month of B/L	Rs./US\$	153.78	153.98	153.98	153.98	153.98	156.90	156.90
Delivered Coal Price at Power Plant	Rs./Ton	18,939.69	20,522.38	20,690.77	20,878.60	15,880.00	23,326.86	22,639.42



Port Qasim Electric Power Company (Private) Limited
Marine Freight
For the Month of August 2021

Description	Unit	MV YASA EMIRHAN	MV SIDER TIS	MV IDEE FIXE	MV IDC DIAMOND	MV TAI HAWK	MV AFRICAN BAZA	MV ARCADIA
Loading Port Name		RBCT	RBCT	RBCT	RBCT	Muara Banyuasin Anchorage, South Sumatra	RBCT	RBCT
Origin		South Africa	South Africa	South Africa	South Africa	Indonesian	South Africa	South Africa
Delivery Days:								
Voyage	Days	27.04	27.04	27.04	27.04	21.73	27.04	27.04
At Port-Load	Days	2.19	2.20	2.20	2.18	6.71	2.20	2.17
At Port-Discharge	Days	2.52	2.54	2.54	2.51	2.49	2.54	2.15
Total	Days	31.74	31.77	31.78	31.73	30.92	31.78	31.36
Time Charter Rate	US\$/Day	23,540	23,483	23,433	24,379	25,264	30,299	28,514
Time Charter Cost	US\$	747,266	746,019	744,651	773,479	781,135	963,026	894,148
Bunker Consumption:								
Bunker during Voyage	Ton	878.72	878.72	878.72	878.72	706.06	878.72	878.72
Bunker during Port Days	Ton	23.54	23.65	23.70	23.45	45.97	23.73	21.60
Total	Ton	902.25	902.37	902.42	902.17	752.03	902.45	900.32
Bunker Price	US\$/Ton	494.00	510.00	503.00	500.00	488.00	528.00	520.00
Bunker Cost	US\$	445,713.35	460,210.56	453,917.55	451,083.79	366,991.62	476,494.52	468,167.58
Total Voyage Expense	US\$	1,192,978.88	1,206,229.78	1,198,568.30	1,224,562.83	1,148,126.71	1,439,520.97	1,362,315.46
Quantity	Tons	50,550	50,877	51,005	50,315	49,660	51,090	50,142
Marine Freight	US\$/Ton	23.60	23.71	23.50	24.34	23.12	28.18	27.17

*PDA Charges both at load and discharge ports have been included in Port Handling Charges.

