



National Electric Power Regulatory Authority Islamic Republic of Pakistan

Registrar

NEPRA Tower, Attaturk Avenue (East), G-5/1, Islamabad
Ph: +92-51-9206500, Fax: +92-51-2600026
Web: www.nepra.org.pk, E-mail: registrar@nepra.org.pk

No. NEPRA/R/ADG(Trf)/TRF-299/PQEPCPL-2015/23357-61


December 7, 2022

Chief Executive Officer
Port Qasim Electric Power Company (Pvt.) Limited
Level 6, West Wing, Serena Business Complex, Sector G-5/1,
Islamabad
Tele: 051 – 835 7171

Subject: **Decision of the Authority in the matter of Fuel Price Adjustment for the month of November 2022 for Port Qasim Electric Power Company (Private) Limited (PQEPCPL) [Case No. NEPRA/TRF-299/PQEPCPL-2015]**

Enclosed please find herewith the subject decision of the Authority along with Schedule of Fuel Cost Part of Energy Charge (Annex-I), Details of Shipments (Annex-II), Marine Freight (Annex-III) (04 pages) regarding the fuel price adjustment on account of Coal price(s) variation for the month of November 2022 in respect of Port Qasim Electric Power Company (Private) Limited.

Enclosure: As above


07.11.22
(Syed Safeer Hussain)

CC:

1. Secretary Ministry of Energy (Power Division), 'A' Block, Pak Secretariat, Islamabad
2. Secretary, Cabinet Division, Cabinet Secretariat, Islamabad
3. Secretary, Ministry of Finance, 'Q' Block, Pak Secretariat, Islamabad.
4. Chief Executive Officer, Central Power Purchasing Agency Guarantee Limited, Shaheen Plaza, 73-West, Fazl-e-Haq Road, Islamabad.


DECISION OF THE AUTHORITY IN THE MATTER OF FUEL PRICE ADJUSTMENT FOR THE MONTH OF NOVEMBER 2022 FOR PORT QASIM ELECTRIC POWER COMPANY (PRIVATE) LIMITED.

1. Pursuant to the decision of the Authority dated February 13, 2015 in the matter of approval of upfront coal tariff for coal power plant of Port Qasim Electric Power Company (Private) Limited (hereafter "PQEPCL"), decision dated September 23, 2016 regarding Sue Moto Review Proceedings in the Fuel Price Adjustment Mechanism determined in Upfront Coal Tariff, decision dated September 27, 2019 in the matter of tariff adjustment at Commercial Operation Date of PQEPCL and decision dated March 3, 2020 in the matter of Motions for Leave for Review regarding fuel price adjustments, the fuel portion of the energy charge part of PQEPCL's tariff has been adjusted for variation in coal price(s). PQEPCL requested weighted average coal price of Rs. 34,743/Ton for the coal consumed during the month of November 2022. PQEPCL requested Fuel Cost Component (FCC) of Rs. 16.6622/kWh for November 2022.
2. The revised coal price for each shipment has been worked out and attached as annex to this decision. The revised FCC of energy charge part of PQEPCL's tariff indicated hereunder shall be immediately applicable to the units delivered during the month:


Period	Fuel Cost Component (Rs./kWh)	
	Reference	Revised
November 2022	4.6936	16.5630


3. The request of PQEPCL to allow extra port days for Shipment No. 202199 for delayed unloading of coal due to tripping of transmission lines is not in line with the decision dated March 3, 2020, therefore, the same has not been considered.
4. The above referred revised fuel cost component along with revised coal prices and revised marine freight charges attached as **Annex-I, Annex-II & Annex-III** respectively are to be notified in the official gazette, in accordance with the provisions of Section 31(7) of the Regulation of Generation, Transmission and Distribution of Electric Power Act 1997.
5. CPPA(G) to ensure that all payments are consistent with the tariff determination(s).


AUTHORITY


Engr. Maqsood Anwar Khan
Member


Engr. Rafique Ahmed Shaikh
Member


Tauseef H. Farboqi
Chairman





07 x11 22

Port Qasim Electric Power Company (Private) Limited
Schedule of Fuel Cost Part of Energy Charge
Adjustment on Account of Coal Price(s) Variation for the Month of November 2022

Description	Quantity	Net CV	Coal Price		Exchange Rate
	Ton	kCal/Kg.	US\$/Ton	Rs/Ton	Rs/US\$
Coal Consumed from Stock:					
Consumption from Shipment No. 202194	8,839	4,726	188.79	38,695	204.96
Consumption from Shipment No. 202197	11,249	4,335	138.67	30,825	222.30
Consumption from Shipment No. 202198	50,490	4,780	154.18	34,274	222.30
Consumption from Shipment No. 202199	49,607	4,397	142.28	31,628	222.30
Consumption from Shipment No. 202200	50,490	4,572	163.50	37,753	230.90
Total Consumption:	170,675	4,575	154.25	34,536	223.90

Description	Unit	Reference	Previous	Revised
Avg. Price of stock consumed during the month	Rs./Ton	9,672	38,605	34,536
Avg. Net Calorific Value of stock consumed during the month	kCal/kg	4,521	4,667	4,575
Avg. Net Calorific Value of stock consumed during the month	BTU/kg	17,942	18,519	18,155
Net Heat Rates	BTU/kWh	8,707	8,707	8,707
Revised Fuel Cost Component	Rs./kWh	4.6936	18.1510	16.5630


Note: The above adjustment of fuel cost component on coal shall be subject to verification by a consultant/Independent third party to be appointed for the purpose by the Authority. In case the verified delivered coal price is different, the fuel cost component shall be revised accordingly.



9 9 9 9 9

Port Qasim Electric Power Company (Private) Limited
Details of Shipments
For the Month of November 2022

Shipment Number	Unit	202197	202198	202199	202200
Vessel Name		MV CELESTIAL BLUE	MV GREAT SPRING	MV SANTA INES	MV JABAL SAMHAN
Bill of Lading Date (B/L)		5-Aug-22	5-Aug-22	23-Aug-22	20-Sep-22
L/C Number		-	-	-	-
Origin		Indonesian	Indonesian	Indonesian	Indonesian
API-4/ICI-3 Coal Price Index for the month of B/L Date	US\$/Ton	106.64	106.64	106.64	125.89
Coal Price Differential to API 4 for the month of B/L	US\$/Ton	-	-	-	-
Fixed Price	US\$/Ton	106.64	106.64	106.64	125.89
Base Calorific Value	kCal/Kg	4,600	4,600	4,600	4,600
Actual Calorific Value	kCal/Kg	4,335	4,780	4,397	4,572
Quantity	MT	51,000	51,000	50,108	51,000
FOB Coal Price Index as per B/L month Adjusted for CV	US\$/Ton	100.50	110.81	101.93	125.12
Marine Freight Charges	US\$/Ton	26.66	31.31	27.35	24.94
Marine Insurance	US\$/Ton	0.07	0.07	0.06	0.06
CIF Coal Price	US\$/Ton	127.22	142.20	129.35	150.12
Handling Loss 1% of CIF Coal Price or actual whichever is minimum	US\$/Ton	-	-	-	-
CIF Coal Price with losses at Karachi	US\$/Ton	127.22	142.20	129.35	150.12
Other Charges:	US\$/Ton	11.44	11.98	12.93	13.38
(i) Port Handling Charges	US\$/Ton	3.41	3.38	4.24	3.39
(a) PQA Royalty Charges	US\$/Ton	2.20	2.20	2.40	2.18
(b) Wharfage Charges	US\$/Ton	0.15	0.15	0.15	0.15
(c) Port Disbursement Account Charges at Load Port	US\$/Ton	0.50	0.48	1.05	0.49
(d) Port Disbursement Account Charges at Discharge Port	US\$/Ton	0.56	0.54	0.64	0.57
(ii) Custom Duties & Cess	US\$/Ton	7.89	8.47	8.55	9.85
(iii) Custom Clearness Charges	US\$/Ton	0.10	0.10	0.10	0.10
(iv) Draft Survey, Sampling, Sample preparation & Analysis Charges	US\$/Ton	0.04	0.04	0.04	0.04
Delivered Coal Price at Power Plant	US\$/Ton	138.67	154.18	142.28	163.50
Average Exchange Rate for the month of B/L	Rs./US\$	222.30	222.30	222.30	230.90
Delivered Coal Price at Power Plant	Rs./Ton	30,825	34,274	31,628	37,753



Port Qasim Electric Power Company (Private) Limited
Marine Freight
For the Month of November 2022

Description	Unit	MV CELESTIAL BLUE	MV GREAT SPRING	MV SANTA INES	MV JABAL SAMHAN
Loading Port Name		Tanjung Kampeh Anchorage, South Sumatera	Muara Pantai Anchorage, East Kalimantan	Tanjung Bara Coal Terminal, East Kalimantan	Muara Pantai Anchorage, East Kalimantan
Origin		Indonesian	Indonesian	Indonesian	Indonesian
Delivery Days:					
Voyage	Days	21.73	27.96	28.86	27.96
At Port-Load	Days	6.88	5.67	2.50	5.98
At Port-Discharge	Days	2.54	2.02	2.50	2.54
Total	Days	31.14	35.65	33.87	36.48
Time Charter Rate	US\$/Day	22,865	21,681	19,082	16,820
Time Charter Cost	US\$	712,016	772,994	646,329	613,580
Bunker Consumption:					
Bunker during Voyage	Ton	706.06	908.70	938.03	908.70
Bunker during Port Days	Ton	47.08	38.47	25.04	42.60
Total	Ton	753.14	947.17	963.07	951.30
Bunker Price	US\$/Ton	860.00	870.00	752.00	692.00
Bunker Cost	US\$	647,698	824,034	724,232	658,297
Total Voyage Expense	US\$	1,359,714	1,597,028	1,370,561	1,271,876
Quantity	Tons	51,000	51,000	50,108	51,000
Marine Freight	US\$/Ton	26.66	31.31	27.35	24.94

*PDA Charges both at load and discharge ports have been included in Port Handling Charges.



70 11