



National Electric Power Regulatory Authority Islamic Republic of Pakistan

NEPRA Tower, Attaturk Avenue (East), G-5/1, Islamabad
Ph: +92-51-9206500, Fax: +92-51-2600026
Web: www.nepra.org.pk, E-mail: registrar@nepra.org.pk

Registrar

No. NEPRA/R/ADG(Trf)/TRF-299/PQEPCPL-2015/20983-87

November 1, 2022

Chief Executive Officer
Port Qasim Electric Power Company (Pvt.) Limited
Level 6, West Wing, Serena Business Complex, Sector G-5/1,
Islamabad
Tele: 051 – 835 7171

Subject: **Decision of the Authority in the matter of Fuel Price Adjustment for the month of October 2022 for Port Qasim Electric Power Company (Private) Limited (PQEPCPL) [Case No. NEPRA/TRF-299/PQEPCPL-2015]**

Enclosed please find herewith the subject decision of the Authority along with Schedule of Fuel Cost Part of Energy Charge (Annex-I), Details of Shipments (Annex-II), Marine Freight (Annex-III) (04 pages) regarding the fuel price adjustment on account of Coal price(s) variation for the month of **October 2022** in respect of Port Qasim Electric Power Company (Private) Limited.

Enclosure: As above


01/11/22
(Syed Safeer Hussain)

CC:

1. Secretary Ministry of Energy (Power Division), 'A' Block, Pak Secretariat, Islamabad
2. Secretary, Cabinet Division, Cabinet Secretariat, Islamabad
3. Secretary, Ministry of Finance, 'Q' Block, Pak Secretariat, Islamabad.
4. Chief Executive Officer, Central Power Purchasing Agency Guarantee Limited, Shaheen Plaza, 73-West, Fazl-e-Haq Road, Islamabad.


**DECISION OF THE AUTHORITY IN THE MATTER OF FUEL PRICE
ADJUSTMENT FOR THE MONTH OF OCTOBER 2022 FOR PORT QASIM
ELECTRIC POWER COMPANY (PRIVATE) LIMITED.**

1. Pursuant to the decision of the Authority dated February 13, 2015 in the matter of approval of upfront coal tariff for coal power plant of Port Qasim Electric Power Company (Private) Limited (hereafter "PQEPCL"), decision dated September 23, 2016 regarding Sue Moto Review Proceedings in the Fuel Price Adjustment Mechanism determined in Upfront Coal Tariff, decision dated September 27, 2019 in the matter of tariff adjustment at Commercial Operation Date of PQEPCL and decision dated March 3, 2020 in the matter of Motions for Leave for Review regarding fuel price adjustments, the fuel portion of the energy charge part of PQEPCL's tariff has been adjusted for variation in coal price(s). PQEPCL requested weighted average coal price of Rs. 38,606/Ton for the coal consumed during the month of October 2022. PQEPCL requested Fuel Cost Component (FCC) of Rs. 18.1512/kWh for October 2022.
2. The revised coal price for each shipment has been worked out and attached as annex to this decision. The revised FCC of energy charge part of PQEPCL's tariff indicated hereunder shall be immediately applicable to the units delivered during the month:


Period	Fuel Cost Component (Rs./kWh)	
	Reference	Revised
October 2022	4.6936	18.1510


3. The above referred revised fuel cost component along with revised coal prices and revised marine freight charges attached as **Annex-I, Annex-II & Annex-III** respectively are to be notified in the official gazette, in accordance with the provisions of Section 31(7) of the Regulation of Generation, Transmission and Distribution of Electric Power Act 1997.
4. CPPA(G) to ensure that all payments are consistent with the tariff determination(s).

AUTHORITY


Engr. Maqsood Anwar Khan
Member


Engr. Rafique Ahmed Shaikh
Member


Tauseef H. Farooqi
Chairman




Port Qasim Electric Power Company (Private) Limited
Schedule of Fuel Cost Part of Energy Charge

Adjustment on Account of Coal Price(s) Variation for the Month of October 2022

Description	Quantity	Net CV	Coal Price		Exchange Rate
	Ton	kCal/Kg.	US\$/Ton	Rs/Ton	Rs/US\$
Coal Consumed from Stock:					
Consumption from Shipment No. 202193	41,558	5,013	190.20	41,732	219.41
Consumption from Shipment No. 202194	41,651	4,726	188.79	38,695	204.96
Consumption from Shipment No. 202195	49,500	4,771	181.88	39,906	219.41
Consumption from Shipment No. 202196	50,312	4,229	158.01	34,668	219.41
Total Consumption:	183,021	4,667	178.78	38,605	215.94

Description	Unit	Reference	Previous	Revised
Avg. Price of stock consumed during the month	Rs./Ton	9,672	36,875	38,605
Avg. Net Calorific Value of stock consumed during the month	kCal/kg	4,521	4,396	4,667
Avg. Net Calorific Value of stock consumed during the month	BTU/kg	17,942	17,445	18,519
Net Heat Rates	BTU/kWh	8,707	8,707	8,707
Revised Fuel Cost Component	Rs./kWh	4.6936	18.4043	18.1510


Note: The above adjustment of fuel cost component on coal shall be subject to verification by a consultant/Independent third party to be appointed for the purpose by the Authority. In case the verified delivered coal price is different, the fuel cost component shall be revised accordingly.



Handwritten signature/initials.

Port Qasim Electric Power Company (Private) Limited
Details of Shipments
For the Month of October 2022

Shipment Number	Unit	202194	202195	202196
Vessel Name		MV UNITY EXPLORER	MV PACIFIC VISION	MV KANG HONG
Bill of Lading Date (B/L)		26-Jun-22	27-Jul-22	30-Jul-22
L/C Number		-	-	-
Origin		Indonesia	Indonesia	Indonesia
API-4/ICI-3 Coal Price Index for the month of B/L Date	US\$/Ton	138.48	128.32	128.32
Coal Price Differential to API 4 for the month of B/L	US\$/Ton	-	-	-
Fixed Price	US\$/Ton	138.48	128.32	128.32
Base Calorific Value	kCal/Kg	4,600	4,600	4,600
Actual Calorific Value	kCal/Kg	4,726	4,771	4,229
Quantity	MT	51,000	50,000	50,820
FOB Coal Price Index as per B/L month Adjusted for CV	US\$/Ton	142.27	133.09	117.97
Marine Freight Charges	US\$/Ton	31.29	34.44	26.85
Marine Insurance	US\$/Ton	0.07	0.07	0.07
CIF Coal Price	US\$/Ton	173.64	167.60	144.90
Handling Loss 1% of CIF Coal Price or actual whichever is minimum	US\$/Ton	-	-	-
CIF Coal Price with losses at Karachi	US\$/Ton	173.64	167.60	144.90
Other Charges:	US\$/Ton	15.15	14.28	13.11
(i) Port Handling Charges	US\$/Ton	3.65	3.43	3.46
(a) PQA Royalty Charges	US\$/Ton	2.31	2.22	2.27
(b) Wharfage Charges	US\$/Ton	0.17	0.15	0.15
(c) Port Disbursement Account Charges at Load Port	US\$/Ton	0.52	0.49	0.52
(d) Port Disbursement Account Charges at Discharge Port	US\$/Ton	0.66	0.56	0.52
(ii) Custom Duties & Cess	US\$/Ton	11.36	10.71	9.52
(iii) Custom Clearness Charges	US\$/Ton	0.10	0.10	0.10
(iv) Draft Survey, Sampling, Sample preparation & Analysis Charges	US\$/Ton	0.04	0.04	0.04
Delivered Coal Price at Power Plant	US\$/Ton	188.79	181.88	158.01
Average Exchange Rate for the month of B/L	Rs./US\$	204.96	219.41	219.41
Delivered Coal Price at Power Plant	Rs./Ton	38,695.30	39,906.27	34,668.47



HA 7 Q

Port Qasim Electric Power Company (Private) Limited

Marine Freight

For the Month of October 2022

Description	Unit	MV UNITY EXPLORER	MV PACIFIC VISION	MV KANG HONG
Loading Port Name		Muara Banyuasin Anchorage, South Sumatera	Muara Pantai Anchorage, East Kalimantan	Tanjung Kampeh Anchorage, South Sumatera
Origin		Indonesia	Indonesia	Indonesia
Delivery Days:				
Voyage	Days	21.73	27.96	21.73
At Port-Load	Days	5.10	6.75	6.36
At Port-Discharge	Days	2.54	2.50	2.53
Total	Days	29.37	37.21	30.62
Time Charter Rate	US\$/Day	27,224	22,800	22,880
Time Charter Cost	US\$	799,546	848,388	700,529
Bunker Consumption:				
Bunker during Voyage	Ton	706.06	908.70	706.06
Bunker during Port Days	Ton	38.22	46.25	44.46
Total	Ton	744.28	954.95	750.53
Bunker Price	US\$/Ton	1,070.00	915.00	885.00
Bunker Cost	US\$	796,383	873,779	664,215
Total Voyage Expense	US\$	1,595,929	1,722,167	1,364,744
Quantity	Tons	51,000	50,000	50,820
Marine Freight	US\$/Ton	31.29	34.44	26.85

*PDA Charges both at load and discharge ports have been included in Port Handling Charges.

