



**Registrar**

# **National Electric Power Regulatory Authority**

## **Islamic Republic of Pakistan**

NEPRA Tower, Attaturk Avenue (East), G-5/1, Islamabad  
Ph: +92-51-9206500, Fax: +92-51-2600026  
Web: www.nepra.org.pk, E-mail: registrar@nepra.org.pk

NEPRA/R/ADG(Trf)/TRF-299/PQEPCPL-2015/ **239-43**

January 09, 2025

Chief Executive Officer,  
Port Qasim Electric Power Company (Pvt.) Limited,  
House No. 63, Street No. 5, Sector F-8/3,  
Islamabad

Subject: **Decision of the Authority in the matter of Fuel Price Adjustment for the month of November 2024 for Port Qasim Electric Power Company (Private) Limited**

Enclosed please find herewith the subject Decision of the Authority along with **Annex-I, II, III & IV** (total 06 pages) regarding the adjustment in the fuel portion of energy charge part of tariff for the month of **November 2024** on account of **Coal price(s)** variation in respect of Port Qasim Electric Power Company (Private) Limited in Case No. NEPRA/TRF-299/PQEPCPL-2015.

Enclosure: **As above**

(Syed Zawar Haider)

Copy to:

1. Secretary, Ministry of Energy (Power Division), 'A' Block, Pak Secretariat, Islamabad
2. Secretary, Cabinet Division, Cabinet Secretariat, Islamabad
3. Secretary, Ministry of Finance, 'Q' Block, Pak Secretariat, Islamabad
4. Chief Executive Officer, Central Power Purchasing Agency Guarantee Limited (CPPA-G), Shaheen Plaza, 73-West, Fazl-e-Haq Road, Islamabad



**DECISION OF THE AUTHORITY IN THE MATTER OF FUEL PRICE ADJUSTMENT FOR THE MONTH OF NOVEMBER 2024 FOR PORT QASIM ELECTRIC POWER COMPANY (PRIVATE) LIMITED.**

1. Pursuant to the decision of the Authority dated February 13, 2015 in the matter of approval of upfront coal tariff for coal power plant of Port Qasim Electric Power Company (Private) Limited (PQEPCL), decision dated September 23, 2016 regarding Suo Moto Review Proceedings in the Fuel Price Adjustment Mechanism determined in Upfront Coal Tariff, decision dated September 27, 2019 in the matter of tariff adjustment at Commercial Operation Date of PQEPCL and decision dated March 3, 2020 in the matter of Motions for Leave for Review regarding fuel price adjustments, the fuel portion of the energy charge part of PQEPCL's tariff has been adjusted for variation in coal price(s). PQEPCL requested weighted average coal price of Rs. 35,603/Ton for the coal consumed during the month of November 2024. PQEPCL requested Fuel Cost Component (FCC) of Rs. 14.1993/kWh for November 2024.
2. It has been observed that Argus/McCloskey's published coal price index also specifies price differentials to API 4. It has been provided in the index report that to calculate a fixed price, apply the differential to the API 4 contract. Following differentials are applicable for the month of November 2024:


Description	Heat kcal/kg	Unit	November 2024 Average
5,500 differential	5,500	US\$/ton	(15.60)

3. In accordance with the above differentials, the API 4 price for the shipment from Richards Bay has been calculated and fixed as under:

Shipment No.	API 4 Price (US\$/ton)	Differential (US\$/ton)	Fixed Price (US\$/ton)	Heat (kcal/kg)	Actual Heat (kcal/kg)	Heat Adjusted Price (US\$/ton)	Requested Price (US\$/ton)	Difference (US\$/ton)
202407	110.37	(15.60)	94.77	5,500	5,436	93.67	93.67	-
202408	110.37	(15.60)	94.77	5,500	5,570	95.98	95.98	-
202409	110.37	(15.60)	94.77	5,500	5,462	94.12	94.12	-

4. The requested coal prices of shipments No. 202407, 202408 & 202409 are same as per price differentials, therefore, these requested prices have been considered. However, after applying the linear CV Adjustments, the adjusted prices of all three shipments are worked out to be US\$ 100.00/ton, US\$ 102.46/ton & US\$ 100.47/ton, respectively. These linear CV adjusted coal prices are higher than the requested price after adjustment of price differentials. Further, PQEPCL requested coal price of Shipment No. 202409 without including the Sulphur adjustment, therefore, coal price of this Shipment has been assessed with the adjustment of US\$ 1.04/ton for Sulphur adjustment. Furthermore, since PQEPCL procured shipment No. 202407 from Mozambique, load port PDA charges of this shipment have been benchmarked on the basis of South African coal import(s).

W  
F





5. The Authority in its collective and joint wisdom considering all aspects decided with consensus as under which shall be hereafter called as decision of the Authority in the matter:

“Based on the documentary evidence and information submitted by PQEPCL, the fuel cost component of energy charge part of PQEPCL’s tariff is adjusted for variation in coal price for the month of November 2024.”

6. The revised FCC of energy charge part of PQEPCL's tariff indicated hereunder shall be immediately applicable to the units delivered during the month:

Period	Fuel Cost Component (Rs./kWh)	
	Reference (Sep 27,2019)	Revised
November 2024	4.6936	14.1422

7. The above referred revised fuel cost component along with details of spot coal purchases, revised imported coal price and revised marine freight charges attached as **Annex-I, Annex-II Annex-III & Annex-IV**, respectively, are to be notified in the official Gazette, in accordance with the Section 31(7) of the Regulation of Generation, Transmission and Distribution of Electric Power Act, 1997 (XL of 1997).
8. CPPA(G) to ensure that all payments are consistent with the tariff determination(s).

**AUTHORITY**

Mathar Niaz Rana (nsc)  
Member

Engr. Maqsood Anwar Khan  
Member

Engr. Rafique Ahmed Shaikh  
Member

Amina Ahmed  
Member

Waseem Mukhtar  
Chairman



**Port Qasim Electric Power Company (Private) Limited**  
**Schedule of Fuel Cost Part of Energy Charge**  
**Adjustment on Account of Coal Price(s) Variation for the Month of November 2024**


Description	Quantity	Net CV	Coal Price		Exchange Rate
	Ton	kCal/Kg.	US\$/Ton	Rs/Ton	Rs/US\$
<b>Coal Consumed from Stock:</b>					
Awan Trading Co - Invoice No/ 23240166	16,150	5,642	151.47	42,378	279.78
Awan Trading Co - Invoice No. 23240191	5,061	5,459	146.55	41,002	279.78
Consumption from Shipment No. 202407	51,772	5,436	124.51	34,627	278.11
Consumption from Shipment No. 202408	50,055	5,570	126.17	35,088	278.11
Consumption from Shipment No. 202409	53,100	5,462	122.21	33,989	278.11
<b>Total Consumption:</b>	<b>176,138</b>	<b>5,501</b>	<b>127.39</b>	<b>35,459</b>	<b>278.35</b>

Description	Unit	Reference Sep 27, 2019	Previous	Revised
Avg. Price of stock consumed during the month	Rs./Ton	9,672	38,418	35,459
Avg. Net Calorific Value of stock consumed during the month	kCal/kg	4,521	5,492	5,501
Avg. Net Calorific Value of stock consumed during the month	BTU/kg	17,942	21,792	21,831
Net Heat Rates	BTU/kWh	8,707	8,707	8,707
<b>Revised Fuel Cost Component</b>	<b>Rs./kWh</b>	<b>4.6936</b>	<b>15.3498</b>	<b>14.1422</b>

- The above adjustment of fuel cost component on coal shall be subject to verification by a consultant/Independent third party to be appointed for the purpose by the Authority. In case the verified delivered coal price is different, the fuel cost component shall be revised accordingly.

- The coal consumption is for the period November 1, 2024 to November 30, 2024


- Based on data declared by Port Qasim Electric Power Company (Private) Limited.



**Port Qasim Electric Power Company (Private) Limited**  
**Details of Spot Coal Purchases**  
**For the month of November 2024**


Consignment Detail	Unit	Awan ASIC- 23240191
		Nov-23
		1-Jan-24
Bidding Month		
Invoice Date		
Quantity	MT	53,661
Base Price	Rs./Ton	41,299
Base NCV	kCal/Kg	5,500
Actual NCV	kCal/Kg	5,459
<b>CV Adjusted Price</b>	<b>(Rs./Ton)</b>	<b>40,991</b>
Inspection Charges	Rs./Ton	10.25
<b>Delivered Coal Price As Per Request</b>	<b>Rs./Ton</b>	<b>41,002</b>
Adjustment against Benchmark Price of Imported Coal	Rs./Ton	-
<b>Net Delivered Coal Price</b>	<b>Rs./Ton</b>	<b>41,002</b>
Notional Exchange Rate	Rs./US\$	279.78
<b>Net Delivered Coal Price</b>	<b>US\$/Ton</b>	<b>146.55</b>

Q. 7



**Port Qasim Electric Power Company (Private) Limited**  
**Details of Shipments**  
**For the Month of November 2024**

Shipment Number	Unit	202407	202408	202409
Vessel Name		MV CURACAO	MV ELISA	MV ALJIMI
Bill of Lading Date (B/L)		2-Oct-24	20-Oct-24	30-Oct-24
L/C Number		-	-	-
Origin		Mozambique	South Africa	South Africa
API-4 Coal Price Index for the month of B/L Date	US\$/Ton	110.37	110.37	110.37
Coal Price Differential to API 4 for the month of B/L	US\$/Ton	(15.60)	(15.60)	(15.60)
Adjustment for Sulphur	US\$/Ton	-	-	(1.04)
Fixed Price	US\$/Ton	94.77	94.77	93.73
Base Calorific Value	kCal/Kg	5,500	5,500	5,500
Actual Calorific Value	kCal/Kg	5,436	5,570	5,462
Quantity	MT	51,772	50,055	53,100
FOB Coal Price Index as per B/L month Adjusted for CV	US\$/Ton	93.67	95.98	93.08
Marine Freight Charges	US\$/Ton	19.36	18.70	17.97
Marine Insurance	US\$/Ton	0.07	0.08	0.06
CIF Coal Price	US\$/Ton	113.10	114.76	111.11
Handling Loss 1% of CIF Coal Price or actual whichever is minimum	US\$/Ton	-	-	-
CIF Coal Price with losses at Karachi	US\$/Ton	113.10	114.76	111.11
Other Charges:	US\$/Ton	11.41	11.41	11.10
(i) Port Handling Charges	US\$/Ton	3.49	3.51	3.57
(a) PQA Royalty Charges	US\$/Ton	2.38	2.38	2.38
(b) Wharfage Charges	US\$/Ton	0.12	0.12	0.12
(c) Port Disbursement Account Charges at Load Port	US\$/Ton	0.54	0.50	0.58
(d) Port Disbursement Account Charges at Discharge Port	US\$/Ton	0.45	0.51	0.49
(ii) Custom Duties & Cess	US\$/Ton	7.81	7.79	7.43
(iii) Custom Clearness Charges	US\$/Ton	0.06	0.06	0.06
(iv) Draft Survey, Sampling, Sample preparation & Analysis Charges	US\$/Ton	0.04	0.04	0.04
Delivered Coal Price at Power Plant	US\$/Ton	124.51	126.17	122.21
Average Exchange Rate for the month of B/L	Rs./US\$	278.11	278.11	278.11
Delivered Coal Price at Power Plant	Rs./Ton	34,627	35,088	33,989



**Port Qasim Electric Power Company (Private) Limited**  
**Marine Freight**  
**For the Month of November 2024**

Description	Unit	MV CURACAO	MV ELISA	MV ALJIMI
Loading Port Name		Maputo	Richards Bay	Richards Bay
Origin		Mozambique	South Africa	South Africa
Delivery Days:				
Voyage	Days	27.04	27.04	27.04
At Port-Load	Days	2.23	0.91	2.27
At Port-Discharge	Days	2.57	2.50	2.13
Total	Days	31.83	30.45	31.43
Time Charter Rate	US\$/Day	14,553	13,768	13,849
Time Charter Cost	US\$	463,282	419,199	435,309
Bunker Consumption:				
Bunker during Voyage	Ton	878.72	878.72	878.72
Bunker during Port Days	Ton	23.98	17.05	21.98
Total	Ton	902.70	895.77	900.69
Bunker Price	US\$/Ton	597.00	577.00	576.00
Bunker Cost	US\$	538,913	516,858	518,800
Total Voyage Expense	US\$	1,002,195	936,057	954,108
Quantity	Tons	51,772	50,055	53,100
Marine Freight	US\$/Ton	19.36	18.70	17.97

