



Registrar

National Electric Power Regulatory Authority Islamic Republic of Pakistan

NEPRA Tower, Attaturk Avenue (East), G-5/1, Islamabad
Ph: +92-51-9206500, Fax: +92-51-2600026
Web: www.nepra.org.pk, E-mail: registrar@nepra.org.pk

No. NEPRA/TRF-55/AGL-2006/10468-10470

June 20, 2017

Subject: **Decision of the Authority in the Matter of Adjustment of Calorific Value for
Attock Gen Ltd. (Case No. NEPRA/TRF-55/AGL-2006)**

Dear Sir,


Please find enclosed herewith the decision of the Authority along with Annex-I & II (04 pages) in the matter of adjustment of Calorific Value for the period 1st July 2015 to 31st December 2016 in respect of Attock Gen Ltd. in Case No. NEPRA/TRF-55/AGL-2006.

2. The decision is being intimated to the Federal Government for the purpose of notification of adjustment in the approved tariff through the official Gazette pursuant to Section 31 (4) of the Regulation of Generation, Transmission and Distribution of Electric Power Act (XL of 1997) and Rule 16(11) of the National Electric Power Regulatory Authority Tariff (Standards and Procedure) Rules, 1998.

3. Order of the Authority along with Annex-I & II shall be notified in the official Gazette.

Enclosure: As above

Secretary,
Ministry of Water & Power,
Government of Pakistan
Islamabad.


(Syed Safeer Hussain)

CC:

1. Secretary, Cabinet Division, Cabinet Secretariat, Islamabad
2. Secretary, Ministry of Finance, 'Q' Block, Pak Secretariat, Islamabad.




**DECISION OF THE AUTHORITY IN THE MATTER OF ADJUSTMENT OF CALORIFIC
VALUE FOR ATTOCK GEN LIMITED (AGL)**

1. Attock Gen Limited (AGL) is required to maintain and submit a record of Calorific Value (CV) of oil consumed for power generation for adjustment with respect to reference CV i.e 18,328 Btu/lb, dully supported with the copies of test reports.
2. The Authority in December 2016 decided to consider average value of test results of both Hydro Carbon Development Institute of Pakistan (HDIP) laboratories at Islamabad and Karachi while calculating CV adjustment.
3. AGL submitted record of CVs for its adjustment with respect to the reference CV of 18,328 Btu/lb duly supported with the copies of test reports certified from the both HDIP laboratories at Islamabad & Karachi for the period covered from July 2015- December 2016 along with the calculation. AGL has worked out an amount of **Rs. 13,438,489/-** payable to power purchaser for the period from July 2015- June 2016 and an amount of **Rs. 27,238,538/-** payable to power purchaser for the period from July 2016- December 2016 as adjustment on account of actual CV.
4. Accordingly, the information submitted by AGL was analyzed. AGL's requested calculation found correct and the Authority has decided to approve an amount of **Rs. 40,677,027/-** payable by the AGL to power purchaser on account of adjustment of CV against the reference CV of 18,328 Btu/lb for the period 1st July 2015 to 31st December 2016. The detailed calculations are attached as **Annex-I & II**.

Order


5. The Central Power Purchasing Agency (Guarantee) Limited is hereby directed to deduct/adjust **Rs. 40,677,027/-** against the outstanding amount of AGL on account of adjustment of calorific value for the period 1st July 2015 to 31st December 2016.





[Handwritten signature]


6. The above order of the Authority along with Annex-I & II shall be notified in the official gazette in accordance with the provisions of Section 31(4) of the Regulation of Generation, Transmission and Distribution of Electric Power Act, 1997.


Authority



Himayat Ullah Khan
Member



Maj (R) Haroon Rashid
Member


Syed Masood-ul-Hassan Naqvi
Member


Saif Ullah Chattha
Vice Chairman


Brig (R) Tariq Saddozai
Chairman





20.06.17

ATTOCK GEN LIMITED
Calculation of Calorific Value Adjustment

Annex-I

S.No	Month	Period	Reference CV (BTU/lb)	Apporved FCC (Rs./kWh)	Actual CV (Average) (BTU/lb)	Revised FCC (Rs./kWh)	Difference (Rs./kWh)	Units Billed	Differential Amount
1	Jul-15	01-15 Jul 2015	18,328	8.1914	18,348	8.1827			
		16-31 Jul 2015	18,328	7.4860	18,463	7.4313	-0.0317	94,821,410	(3,007,877)
		Average	18,328	7.8387	18,405	7.8070	-0.0317		
2	Aug-15	01-15 Aug 2015	18,328	7.0245	18,348	7.0170			
		16-31 Aug 2015	18,328	6.4616	18,345	6.4556	(0.0067)	102,174,352	(687,306)
		Average	18,328	6.7431	18,346	6.7363	-0.0067		
3	Sep-15	01-15 Sep 2015	18,328	5.5556	18,620	5.4685			
		16-30 Sep 2015	18,328	5.8872	18,328	5.8874	-0.0435	95,423,999	(4,149,162)
		Average	18,328	5.7214	18,474	5.6779	-0.0435		
4	Oct-15	01-15 Oct 2015	18,328	5.5631	18,358	5.5542			
		16-31 Oct 2015	18,328	5.8817	18,303	5.8899	-0.0004	106,540,554	(39,689)
		Average	18,328	5.7224	18,330	5.7220	-0.0004		
5	Nov-15	01-15 Nov 2015	18,328	5.6132	18,380	5.5973			
		16-30 Nov 2015	18,328	5.7021	18,350	5.6953	-0.0114	96,797,912	(1,099,477)
		Average	18,328	5.6577	18,365	5.6463	-0.0114		
6	Dec-15	01-15 Dec 2015	18,328	5.1652	18,368	5.1541			
		16-31 Dec 2015	18,328	4.5825	18,299	4.5899	-0.0019	109,675,357	(204,010)
		Average	18,328	4.8739	18,333	4.8720	-0.0019		
7	Jan-16	01-15 Jan 2016	18,328	3.7606	18,355	3.7551			
		16-31 Jan 2016	18,328	3.6415	18,400	3.6273	-0.0098	96,066,764	(945,421)
		Average	18,328	3.7011	18,377	3.6912	-0.0098		
8	Feb-16	01-15 Feb 2016	18,328	3.3800	18,393	3.3681			
		16-29 Feb 2016	18,328	3.7324	18,388	3.7203	-0.0120	76,810,535	(919,071)
		Average	18,328	3.5562	18,390	3.5442	-0.0120		
9	Mar-16	01-15 Mar 2016	18,328	3.6119	18,253	3.6268			
		16-31 Mar 2016	18,328	3.9301	18,405	3.9137	-0.0008	97,969,263	(73,566)
		Average	18,328	3.7710	18,329	3.7702	-0.0008		
10	Apr-16	01-15 Apr 2016	18,328	4.3231	18,348	4.3185			
		16-30 Apr 2016	18,328	4.3217	18,335	4.3201	-0.0031	99,917,717	(311,974)
		Average	18,328	4.3224	18,341	4.3193	-0.0031		
11	May-16	01-15 May 2016	18,328	4.7721	18,383	4.7580			
		16-31 May 2016	18,328	5.2531	18,350	5.2468	-0.0102	99,710,756	(1,019,353)
		Average	18,328	5.0126	18,366	5.0024	-0.0102		
12	Jun-16	01-15 Jun 2016	18,328	5.5342	18,343	5.5298			
		16-30 Jun 2016	18,328	5.7142	18,375	5.6996	-0.0095	103,374,736	(981,583)
		Average	18,328	5.6242	18,359	5.6147	-0.0095		

Amount Payable to CPPA (G) **(13,438,489)**



ATTOCK GEN LIMITED
Calculation of Calorific Value Adjustment

Annex-II

Calculation of Gasline Value Adjustment									
S.No	Month	Period	Reference CV (BTU/lb)	Apporved FCC (Rs./kWh)	Actual CV (Average) (BTU/lb)	Revised FCC (Rs./kWh)	Difference (Rs./kWh)	Units Billed	Differential Amount
1	Jul-16	01-15 Jul 2016	18,328	5.7716	18,295	5.7820			
		16-31 Jul 2016	18,328	6.0676	18,408	6.0414	-0.0079	104,073,606	(821,904)
	Average		18,328	5.9196	18,351	5.9117	-0.0079		
2	Aug-16	01-15 Aug 2016	18,328	5.8228	18,438	5.7882			
		16-31 Aug 2016	18,328	5.3906	18,425	5.3622	(0.0315)	97,602,597	(3,072,568)
	Average		18,328	5.6067	18,431	5.5752	-0.0315		
3	Sep-16	01-15 Sep 2016	18,328	6.2151	18,395	6.1925			
		16-30 Sep 2016	18,328	6.2970	18,445	6.2571	-0.0313	97,489,941	(3,050,472)
	Average		18,328	6.2561	18,420	6.2248	-0.0313		
4	Oct-16	01-15 Oct 2016	18,328	6.3080	18,428	6.2739			
		16-31 Oct 2016	18,328	6.7891	18,420	6.7552	-0.0340	104,510,837	(3,551,745)
	Average		18,328	6.5486	18,424	6.5146	-0.0340		
5	Nov-16	01-15 Nov 2016	18,328	7.0116	18,600	6.9093			
		16-30 Nov 2016	18,328	6.6455	18,575	6.5571	-0.0954	69,860,245	(6,661,791)
	Average		18,328	6.8286	18,587	6.7332	-0.0954		
6	Dec-16	01-15 Dec 2016	18,328	6.7780	18,618	6.6726			
		16-31 Dec 2016	18,328	7.5154	18,633	7.3926	-0.1141	88,337,527	(10,080,058)
	Average		18,328	7.1467	18,625	7.0326	-0.1141		
Amount Payable to CPPA (G)								(27,238,538)	

