



National Electric Power Regulatory Authority

Islamic Republic of Pakistan

NEPRA Tower, Attaturk Avenue (East), G-5/1, Islamabad
Ph: +92-51-9206500, Fax: +92-51-2600026
Web: www.nepra.org.pk, E-mail: registrar@nepra.org.pk

No. NEPRA/TRF-55/AGL-2006/6390-6392
April 16, 2019

Subject: **Decision of the Authority in the Matter of Adjustment of Calorific Value for Attock Gen Ltd. (Case No. NEPRA/TRF-55/AGL-2006)**


Dear Sir,

Please find enclosed herewith the decision of the Authority along with Annex-I (03 pages) in the matter of adjustment of Calorific Value for the period 1st July 2017 to 30th September 2018 in respect of Attock Gen Ltd. in Case No. NEPRA/TRF-55/AGL-2006.

2. The decision is being intimated to the Federal Government for the purpose of notification of adjustment in the approved tariff through the official Gazette pursuant to Section 31 (7) of the Regulation of Generation, Transmission and Distribution of Electric Power Act, 1997.

3. Order of the Authority along with Annex-I shall be notified in the official Gazette.

Enclosure: As above


(Syed Safeer Hussain)

Secretary,
Ministry of Energy (Power Division),
Government of Pakistan
'A' Block, Pak Secretariat,
Islamabad.

CC:


1. Secretary, Cabinet Division, Cabinet Secretariat, Islamabad
2. Secretary, Ministry of Finance, 'Q' Block, Pak Secretariat, Islamabad.

**DECISION OF THE AUTHORITY IN THE MATTER OF ADJUSTMENT OF
CALORIFIC VALUE FOR ATTOCK GEN LIMITED (AGL)**

1. Attock Gen Limited (AGL) is required to maintain and submit record of Calorific Value (CV) of furnace oil consumed for power generation for adjustment of CV with respect to reference CV i.e. 18,328 Btu/lb, duly supported with the copies of test reports.
2. The Authority in December 2016 decided to consider average value of test results of both Hydro Carbon Development Institute of Pakistan (HDIP) laboratories at Islamabad and Karachi while calculating CV adjustment.
3. AGL submitted record of CVs for its adjustment with respect to the reference CV of 18,328 Btu/lb duly supported with the copies of test reports certified from the both HDIP laboratories at Islamabad & Karachi for the period 1st July 2017 to 30th September 2018. AGL has calculated an amount of **Rs. 203,371,673/-** payable to the power purchaser on account of variation in CV of RFO consumed during the period July 2017- September 2018. AGL calculated payable amount after application of heat rate correction factor (K_{11}) provided in the Power Purchase Agreement (PPA). While Authority determines Fuel Cost Component without the application of K_{11} factor, the receivable or payable amounts on account of actual CV are also worked out without application of K_{11} factor.
4. Accordingly, the Authority decided to approve an amount of **Rs. 192,939,480/-** payable by the AGL to power purchaser on account of adjustment of CV against the reference CV of 18,328 Btu/lb for the period 1st July 2017 to 30th September 2018. The detailed calculations are attached as **Annex-I**.

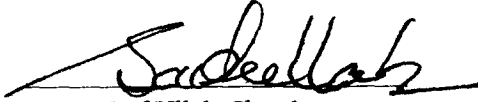
Order


5. The Central Power Purchasing Agency (Guarantee) Limited is hereby directed to deduct/adjust **Rs. 192,939,480/-** against the outstanding amount of AGL on account of adjustment of calorific value for the period 1st July 2017 to 30th September 2018.





6. The above order of the Authority along with Annex-I shall be notified in the official gazette in accordance with the provisions of Section 31(7) of the Regulation of Generation, Transmission and Distribution of Electric Power Act, 1997.

Authority


Saif Ullah Chattha
Member
9.4.2019


Rafique Ahmed Shaikh
Member
15/4/19


Rehmatullah Baloch
Vice Chairman
27/4/19



ATTOCK GEN LIMITED
Calculation of Calorific Value Adjustment

S.No	Month	Period	Reference CV (BTU/lb)	Apporved FCC (Rs./kWh)	Actual CV (Average) (BTU/lb)	Revised FCC (Rs./kWh)	Difference (Rs./kWh)	Units Billed	Differential Amount
1	Jul-17	01-15 July 2017	18,328	7.0684	18,543	6.9866	-0.0818	52,220,640	(4,269,945)
		16-30 July 2017	18,328	7.2849	18,492	7.2205	-0.0644	57,581,966	(3,708,990)
2	Aug-17	01-15 Aug 2017	18,328	7.3687	18,565	7.2746	-0.0941	48,242,145	(4,538,067)
		16-31 Aug 2017	18,328	7.6004	18,528	7.5186	-0.0818	57,984,812	(4,745,443)
3	Sep-17	01-15 Sep 2017	18,328	7.5349	18,512	7.4602	-0.0747	46,180,840	(3,449,322)
		16-30 Sep 2017	18,328	7.8279	18,524	7.7451	-0.0828	48,992,857	(4,057,881)
4	Oct-17	01-15 Oct 2017	18,328	8.2206	18,514	8.1380	-0.0826	46,954,649	(3,877,884)
		16-31 Oct 2017	18,328	8.1183	18,531	8.0296	-0.0887	47,419,069	(4,206,840)
5	Nov-17	01-15 Nov 2017	18,328	8.2685	18,543	8.1728	-0.0957	23,024,695	(2,202,316)
		16-30 Nov 2017	18,328	8.9325	18,533	8.8339	-0.0986	11,354,016	(1,119,133)
6	Dec-17	01-15 Dec 2017	18,328	8.8802	18,515	8.7905	-0.0897	30,419,958	(2,728,345)
		16-31 Dec 2017	18,328	8.8839	18,613	8.7479	-0.1360	38,456,138	(5,231,158)
7	Jan-18	01-15 Jan 2018	18,328	9.3184	18,628	9.1686	-0.1498	29,297,841	(4,389,542)
		16-31 Jan 2018	18,328	9.5654	18,700	9.3751	-0.1903	29,458,706	(5,605,549)
8	Feb-18	01-15 Feb 2018	18,328	9.7253	18,703	9.5306	-0.1947	16,964,552	(3,303,677)
		16-28 Feb 2018	18,328	9.4815	18,708	9.2892	-0.1923	10,254,846	(1,972,433)
9	Mar-18	01-15 Mar 2018	18,328	9.2998	18,748	9.0917	-0.2081	37,917,156	(7,890,381)
		16-31 Mar 2018	18,328	9.2816	18,738	9.0788	-0.2028	45,896,146	(9,309,821)
10	Apr-18	01-15 Apr 2018	18,328	9.7549	18,675	9.5736	-0.1813	41,469,870	(7,516,651)
		16-30 Apr 2018	18,328	10.1725	18,725	9.9568	-0.2157	33,935,072	(7,318,889)
11	May-18	01-15 May 2018	18,328	10.6513	18,705	10.4366	-0.2147	37,882,340	(8,132,481)
		16-31 May 2018	18,328	11.1603	18,703	10.9368	-0.2235	45,187,906	(10,098,346)
12	Jun-18	01-15 June 2018	18,328	11.9741	18,710	11.7296	-0.2445	43,157,188	(10,550,805)
		16-30 June 2018	18,328	12.0519	18,738	11.7885	-0.2634	32,193,453	(8,479,404)
13	Jul-18	01-15 July 2018	18,328	12.3406	18,715	12.0854	-0.2552	40,054,061	(10,221,249)
		16-31 July 2018	18,328	12.9031	18,718	12.6346	-0.2685	42,448,532	(11,397,677)
14	Aug-18	01-15 Aug 2018	18,328	13.1873	18,720	12.9112	-0.2761	47,140,521	(13,017,587)
		16-31 Aug 2018	18,328	12.9457	18,710	12.6814	-0.2643	53,199,991	(14,061,339)
15	Sep-18	01-15 Sep 2018	18,328	12.5936	18,710	12.3365	-0.2571	43,239,448	(11,117,819)
		16-30 Sep 2018	18,328	12.8237	18,728	12.5501	-0.2736	16,159,267	(4,420,506)
								Amount Payable to CPPA (G)	(192,939,480)

