



Registrar

National Electric Power Regulatory Authority

Islamic Republic of Pakistan

NEPRA Tower, Attaturk Avenue (East), G-5/1, Islamabad
Ph: +92-51-9206500, Fax: +92-51-2600026
Web: www.nepa.org.pk, E-mail: registrar@nepa.org.pk

No. NEPRA/R/TRF-308/HSRPEL-2015/6707-11

February 26, 2020

Chief Executive
Huaneng Shandong Ruyi (Pakistan) Energy (Pvt.) Ltd.
House No. 4, A, Street No.20,
F-8/2, Islamabad
Phone: (03000 805869, 0310 7878539

Subject: Revised Decision of the Authority in the matter of Fuel Price Adjustment for the month of January 2020 of Huaneng Shandong Ruyi (Pakistan) Energy (Private) Limited (HSR) under NEPRA Review Procedure Regulations, 2009 [Case No. NEPRA/R/TRF-308/HSRPEL-2015]

Enclosed please find herewith the subject decision of the Authority along with Schedule of Fuel Cost Part of Energy Charge (Annex-I), Details of Shipments (Annex-II), Marine Freight Calculation (Annex-III) and Inland Freight Charges (Annex-IV) (05 pages) regarding the revised fuel price adjustment on account of revised Coal price variation for the month of **January 2020** in respect of Huaneng Shandong Ruyi (Pakistan) Energy (Private) Limited.

Enclosure: As above


26 02 20
(Syed Safeer Hussain)

CC:

1. Secretary Ministry of Energy (Power Division), 'A' Block, Pak Secretariat, Islamabad
2. Secretary, Cabinet Division, Cabinet Secretariat, Islamabad
3. Secretary, Ministry of Finance, 'Q' Block, Pak Secretariat, Islamabad.
4. Chief Executive Officer, Central Power Purchasing Agency Guarantee Limited, Shaheen Plaza, 73-West, Fazl-e-Haq Road, Islamabad.




REVISED DECISION OF THE AUTHORITY IN THE MATTER OF FUEL PRICE ADJUSTMENT FOR THE MONTH OF JANUARY 2020 OF HUANENG SHANDONG RUYI (PAKISTAN) ENERGY PRIVATE LIMITED UNDER NEPRA (REVIEW PROCEDURE) REGULATIONS, 2009.


1. An error has been identified in the marine freight calculation of the decision of the Authority issued vide No. NEPRA/TRF-308/HSRPEL-2015/3607-11 dated January 30, 2019 in the matter of fuel price adjustment for Huaneng Shandong Ruyi (Pakistan) Energy Private Limited which needs to be corrected.
2. In pursuance of Section 7(2)(g) of the Regulation of Generation Transmission and Distribution of Electric Power Act, 1997 read with Regulation 3 of NEPRA (Review Procedure) Regulations, 2009 the Authority has decided to revise the fuel cost component of energy charge part of HSRPEL's tariff as indicated hereunder:

Period	Revised Fuel Cost Component (Rs./kWh)
January 2020	7.3452


3. The above referred revised fuel cost component along with revised coal prices, revised marine freight charges and revised inland freight charges attached as **Annex-I, Annex-II, Annex-III & Annex-IV** respectively are to be notified in the official gazette, in accordance with the provisions of Section 31(7) of the Regulation of Generation, Transmission and Distribution of Electric Power Act 1997.
4. CPPA (G) to ensure that all payments are consistent with the tariff determinations.


AUTHORITY



Saif Ullah Chattha 11.2.2020
Member


21/2/2020
Rehmatullah Baloch
Member


Engr. Rafique Ahmed Shaikh
Member


Engr. Bahadur Shah
Member




Tauseef H. Farooqi
Chairman


26 02 20

Huaneng Shandong Ruyi Energy (Private) Company Limited
Schedule of Fuel Cost Part of Energy Charge
Adjustment on Account of Coal Price Variation for the Month of January 2020

Description	Quantity	Net CV	Coal Price		Exchange Rate
	Ton	kCal/Kg.	US\$/Ton	Rs/Ton	Rs./US\$
Consumption from Stock:					
Consumption from Shipment No. HSR 175	17,616	5,780	119.50	18,724	156.69
Consumption from Shipment No. HSR 176	37,402	5,789	125.02	19,566	156.50
Consumption from Shipment No. HSR 177	38,819	5,791	124.00	19,406	156.50
Consumption from Shipment No. HSR 178	38,159	5,911	124.84	19,538	156.50
Consumption from Shipment No. HSR 179	36,870	5,775	123.47	19,323	156.50
Consumption from Shipment No. HSR 180	40,773	5,879	132.06	20,589	155.90
Consumption from Shipment No. HSR 181	40,823	5,833	129.12	20,130	155.90
Consumption from Shipment No. HSR 182	36,670	5,889	128.50	20,034	155.90
Consumption from Shipment No. HSR 184	14,092	5,640	132.36	20,574	155.44
Total Consumption	301,224	5,826	126.63	19,782	156.23

Description	Unit	Reference	Previous	Revised
Avg. price of stock consumed during the month	Rs./Ton	13,605	18,521	19,782
Avg. net calorific value of stock consumed during the month	kCal/Kg	5,990	5,786	5,826
Avg. net calorific value of stock consumed during the month	BTU/Kg	23,768	22,960	23,118
Net Heat Rates	BTU/kWh	8,584	8,584	8,584
Revised Fuel Cost Component for January 2020	Rs./kWh	4.9135	6.9246	7.3452

Note: The above adjustment of fuel cost component on coal shall be subject to verification by a consultant/Independent third party to be appointed for the purpose by the Authority. In case the verified delivered coal price is different, the fuel cost component shall be revised accordingly.




Huaneng Shandong Ruyi Energy (Private) Company Limited

Details of Shipments

For the month of January 2020

Shipment Number	HSR 176	HSR 177	HSR 178	HSR 179	HSR 180	HSR 181	HSR 182	HSR 184
Vessel Name	VENTURE GOAL	ELEOUSSA	SERENE AMELIA	RHL MARTA	SSI FORMIDABLE	PACIFIC TALENT	ERASMOS	NEO
Bill of Lading (B/L) Date	8-Oct-19	10-Oct-19	30-Oct-19	26-Oct-19	5-Nov-19	13-Nov-19	19-Nov-19	5-Dec-19
L/C / TT Number	ICBC/LHE/RGC/20191025-01	ICBC/LHE/RGC/20191022-01	ICBC/LHE/RGC/20191115-01	ICBC/LHE/RGC/20191111-01	ICBC/LHE/RGC/20191119-02	ICBC/LHE/RGC/20191125-01	ICBC/LHE/RGC/20191209-01	ICBC/LHE/RGC/20191220-01
API-4 Index for the month of B/L Date	67.61	67.61	67.61	67.61	75.83	75.83	75.83	84.03
Base Calorific Value	6,000	6,000	6,000	6,000	6,000	6,000	6,000	6,000
Actual Calorific Value	5,789	5,791	5,911	5,775	5,879	5,833	5,889	5,640
Quantity	37,811	39,259	38,588	37,282	41,203	41,282	37,105	56,627
FOB Coal Price API-4 Index as per B/L month Adjusted for CV	65.23	65.25	66.61	65.07	74.30	73.72	74.43	78.99
Discount	-	-	-	-	-	-	-	-
Marine Freight Charges	19.09	18.54	17.49	17.68	16.30	14.25	12.93	8.80
Marine Insurance	0.07	0.07	0.07	0.07	0.08	0.07	0.08	0.08
CFR Coal Price	84.40	83.87	84.16	82.82	90.68	88.04	87.43	87.87
Handling Loss 1% or actual whichever is minimum	-	-	-	-	-	-	-	-
CFR Coal Price with losses at Karachi	84.40	83.87	84.16	82.82	90.68	88.04	87.43	87.87
Other Charges:	13.74	13.92	13.79	13.77	14.33	14.07	14.06	17.37
(i) Port Handling Charges	4.72	4.72	4.72	4.72	4.72	4.72	4.72	4.67
(ii) Port Qasim Royalty Charge	2.40	2.40	2.40	2.40	2.40	2.40	2.40	2.27
(iii) Customs Duties & Cess	5.22	5.13	5.14	5.10	5.46	5.29	5.41	5.43
(iv) L/C / TT Charges	0.10	0.10	0.10	0.10	0.10	0.10	0.10	0.10
(v) PDA Charges at Load Port	0.50	0.59	0.57	0.59	0.58	0.61	0.58	0.37
(vi) PDA Charges at Discharge Port	0.79	0.98	0.87	0.86	1.07	0.95	0.86	0.53
(vii) Transportation & Loading charges	-	-	-	-	-	-	-	3.96
(viii) Freight Forwarding/Custom Clearance	-	-	-	-	-	-	-	0.05
Inland Freight Charges	25.65	24.99	25.65	25.65	25.75	25.73	25.73	25.81
Delivered Coal Price before adjustment of Handling Loss	123.79	122.77	123.61	122.25	130.76	127.84	127.23	131.05
Handling Loss 1% or actual whichever is minimum	1.24	1.23	1.24	1.22	1.31	1.28	1.27	1.31
Delivered Coal Price with losses at Power Plant	125.02	124.00	124.84	123.47	132.06	129.12	128.50	132.36
Exchange Rate	156.50	156.50	156.50	156.50	155.90	155.90	155.90	155.44
Delivered Coal Price with losses at Power Plant	19,566.08	19,406.05	19,538.24	19,322.87	20,588.93	20,130.07	20,033.55	20,573.98




Huaneng Shandong Ruyi Energy (Private) Company Limited

Marine Freight Calculation

For the month of January 2020

Description		HSR 176	HSR 177	HSR 178	HSR 179	HSR 180	HSR 181	HSR 182	HSR 184
		VENTURE GOAL	ELEOUSSA	SERENE AMELIA	RHL MARTA	SSI FORMIDABLE	PACIFIC TALENT	ERASMOS	NEO
		PQA	PQA	PQA	PQA	PQA	PQA	PQA	PIBT
Delivery Days:									
Voyage	Days	27.04	27.04	27.04	27.04	27.04	27.04	27.04	27.04
At Port	Days	6.64	6.64	6.64	6.64	6.64	6.64	6.64	4.78
Total Delivery Days	Days	33.68	33.68	33.68	33.68	33.68	33.68	33.68	31.81
Average Time Charter Rate	US\$/Day	13,710	13,465	13,178	13,595	11,590	9,726	8,738	8,497
Time Charter Cost	US\$	461,719	453,468	443,802	457,846	390,322	327,547	294,274	270,312
Bunker Consumption:									
Bunker during Voyage	Ton	878.72	878.72	878.72	878.72	878.72	878.72	878.72	878.72
Bunker during Port Days	Ton	33.20	33.20	33.20	33.20	33.20	33.20	33.20	23.88
MGO Consumption	Ton	3.90	3.90	3.90	3.90	3.90	3.90	3.90	3.90
Total	Ton	915.82	915.82	915.82	915.82	915.82	915.82	915.82	906.49
Bunker Price	\$/Ton	376.30	360.00	321.50	315.00	325.25	299.00	274.25	250.00
MGO Price	\$/Ton	670.00	660.00	675.00	668.00	665.00	670.00	668.00	675.00
Bunker Cost	US\$	345,768	330,865	295,814	289,860	299,195	275,277	252,699	228,281
Total Voyage Expense	US\$	807,487	784,332	739,616	747,705	689,517	602,824	546,973	498,593
Quantity	Tons	42,300	42,300	42,300	42,300	42,300	42,300	42,300	56,627
Marine Freight	US\$/Ton	19.09	18.54	17.49	17.68	16.30	14.25	12.93	8.80
*PDA Charges both at Load and Discharge Ports have been included in Other Charges.									



Huaneng Shandong Ruyi Energy (Private) Company Limited
Inland Freight Charges
For the month of January 2020

Description	Reference Rs/Ton/km	Revised							
		HSR 176 VENTURE GOAL	HSR 177 ELEOUSSA	HSR 178 SERENE AMELIA	HSR 179 RHL MARTA	HSR 180 SSI FORMIDABLE	HSR 181 PACIFIC TALENT	HSR 182 ERASMOS	HSR 184 NEO
Fixed Freight Charges (FFC)	1.33	1.60	1.60	1.60	1.60	1.60	1.60	1.60	1.60
Variable Freight Charges (VFC)	0.71	0.96	0.96	0.96	0.96	0.96	0.95	0.95	0.95
(i) Fuel	0.40	0.59	0.59	0.59	0.59	0.59	0.58	0.58	0.58
(ii) O&M	0.30	0.37	0.37	0.37	0.37	0.37	0.37	0.37	0.37
Other Freight Charges Component	0.72	0.72	0.72	0.72	0.72	0.72	0.72	0.72	0.72
Profit Margin	0.23	0.23	0.23	0.23	0.23	0.23	0.23	0.23	0.23
Total Freight Charges (Rs/Ton/km)	2.99	3.51	3.51	3.51	3.51	3.51	3.50	3.50	3.50
Distance (Km)	1,060	1,060	1,060	1,060	1,060	1,060	1,060	1,060	1,060
Total Freight Charges (Rs/Ton)	3,170	3,722	3,721	3,722	3,722	3,722	3,710	3,710	3,710
Reference Values:									
Consumer Price Index (General)	200.89	241.92	241.92	241.92	241.92	241.92	241.92	241.92	241.92
HSD Price (Rs./Liter)	87.12	127.41	127.14	127.41	127.41	127.41	125.01	125.01	125.01
Spurline Component:									
Spurline Component (Rs./ton)	189.82	292.44	189.83	292.44	292.44	292.44	301.53	301.53	301.53
Total Quantity Handeled (Tons)	302,087	196,083	302,065	196,083	196,083	196,083	190,170	190,170	190,170
Inland Freight Charges with Spurline (Rs/Ton)	3,360	4,014	3,910	4,014	4,014	4,014	4,012	4,012	4,012
Exchange Rate	-	156.50	156.50	156.50	156.50	155.90	155.90	155.90	155.44
Inland Freight Charges with Spurline (USD/Ton)	-	25.65	24.99	25.65	25.65	25.75	25.73	25.73	25.81
Handling Month	-	Nov-19	Oct-19	Nov-19	Nov-19	Nov-19	Dec-19	Dec-19	Dec-19

