



Registrar

National Electric Power Regulatory Authority

Islamic Republic of Pakistan

NEPRA Tower, Attaturk Avenue (East), G-5/1, Islamabad.
Ph: +92-51-9206500, Fax: +92-51-2600026
Web: www.nepra.org.pk, E-mail: registrar@nepra.org.pk


No. NEPRA/TRF-308/HSRPEL-2015/17284-88
October 19, 2017

Director Commercial,
Huaneng Shandong Ruyi HSR (Pakistan) Energy (Private) Limited (HSR)
House No 105, Street 10, Block H, Phase 5,
DHA, Lahore

Subject: Decision of the Authority in the matter of Fuel Price Adjustment for Huaneng Shandong Ruyi (Pakistan) Energy (Private) Limited (HSR) [Case No. NEPRA/TRF-308/HSRPEL-2015]

Enclosed please find herewith the subject decision of the Authority along with Schedule of Fuel Cost Part of Energy Charge (Annex-I), Details of Shipments (Annex-II) and Marine Freight (Annex-III) (04 pages) regarding the fuel price adjustment on account of Coal price variation for the month of September 2017 in respect of Huaneng Shandong Ruyi (Pakistan) Energy (Private) Limited.

Enclosure: As above


19 x 17

(Syed Safer Hussain)

CC:

1. Secretary Ministry of Energy, 'A' Block, Pak Secretariat, Islamabad
2. Secretary, Cabinet Division, Cabinet Secretariat, Islamabad
3. Secretary, Ministry of Finance, 'Q' Block, Pak Secretariat, Islamabad.
4. Chief Executive Officer, Central Power Purchasing Agency Guarantee Limited
ENERCON Building, Sector G-5/2, Islamabad.




DECISION OF THE AUTHORITY IN THE MATTER OF FUEL PRICE ADJUSTMENT FOR HUANENG SHANDONG RUYI (PAKISTAN) ENERGY PRIVATE LIMITED.


Pursuant to the Decision of the Authority dated 31st March 2015 in the matter of approval of upfront coal tariff for 2x660 MW coal power plant of Huaneng Shandong Ruyi (Pakistan) Energy Private Limited (hereafter "HSR"), based on information submitted by HSR, the fuel portion of the energy charge part of HSR's tariff has been adjusted for variation in coal prices. The requested weighted average coal price US\$ 147.298/ton was found on higher side. In accordance with the prescribed mechanism, the revised coal prices have been worked out and are attached as Annex-II. The revised fuel cost component of energy charge part of HSR's tariff indicated hereunder shall be immediately applicable to the units delivered during the month.


Period	Revised Fuel Cost Component Rs./kWh
September 2017	4.7819


The above referred revised fuel cost component along with revised coal prices and revised marine freight charges attached as Annex-I, Annex-II & Annex-III respectively are to be notified in the official gazette, in accordance with the provisions of Section 31(4) of the Regulation of Generation, Transmission and Distribution of Electric Power Act 1997.


AUTHORITY



Himayat Ullah Khan
Member

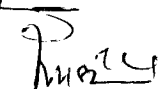

Maj (R) Haroon Rashid
Member


Syed Masood-ul-Hassan Naqvi
Member


Saif Ullah Chattha
Vice Chairman
18/10/2017


Brig (R) Tariq Saddozai
Chairman




19/10/17

Huaneng Shandong Ruyi Energy (Private) Company Limited
Schedule of Fuel Cost Part of Energy Charge
Adjustment on Account of Coal Price Variation for the Month of September 2017

Description	Quantity	Net CV	Price
	Ton	kCal/Kg.	Rs/Ton
Consumption from Shipment No. HSR 15-2017	26,110	5,892	12,826
Consumption from Shipment No. HSR 16-2017	42,411	5,955	12,794
Consumption from Shipment No. HSR 17-2017	38,459	5,455	12,121
Consumption from Shipment No. HSR 18-2017	41,251	6,071	13,021
Consumption from Shipment No. HSR 19-2017	22,009	5,845	12,624
Total consumption	170,240	5,846	12,680


Description	Unit	Revised
Avg. Price of stock consumed during the month	Rs./ton	12,680
Avg. net calorific value of stock consumed during the month	kCal/kg	5,846
Avg. net calorific value of stock consumed during the month	BTU/kg	23,199
Net Heat Rates	BTU/kWh	8,749
Revised Fuel cost component for September 2017	Rs./kWh	4.7819

Note: The above adjustment of fuel cost component on coal shall be subject to verification by a consultant/Independent third party to be appointed for the purpose by the Authority. In case the verified delivered coal price is different, the fuel cost component shall be revised accordingly.



Huaneng Shandong Ruyi Energy (Private) Company Limited
Details of Shipments

Shipment Number		HSR 16-2017	HSR 17-2017	HSR 18-2017	HSR 19-2017
Vessel Name		SANTA VIRGINIA	ETERNAL TRIUMPH	NORD LEADER	BAO AN LING
Bill of Lading (B/L) Date		6-May-17	12-May-17	11-May-17	17-May-17
L/C Number		LC28803B700097	LC28803B700108	LC28803B700074	LC28803B700114
API-4 Index for the month of B/L Date		72.42	72.42	72.42	72.42
Base Calorific Value	kCal/Kg	6,000	6,000	6,000	6,000
Actual Calorific Value	kCal/Kg	5,955	5,455	6,071	5,845
Quantity	MT	43,998	42,257	42,956	41,835
FOB Coal Price API-4 Index as per B/L month Adjusted for CV	US\$/Ton	71.88	65.84	73.28	70.55
Discount	US\$/Ton	-	-	-	-
Marine Freight Charges	US\$/Ton	14.57	14.50	14.39	14.35
Marine Insurance	US\$/Ton	0.09	0.08	0.09	0.08
CIF Coal Price	US\$/Ton	86.53	80.42	87.75	84.98
Handling Loss 1% or actual whichever is minimum	US\$/Ton	-	-	-	-
CIF Coal Price with losses at Karachi	US\$/Ton	86.53	80.42	87.75	84.98
Other Charges:	US\$/Ton	7.75	7.50	8.68	7.69
(i) Port Handling Charges	US\$/Ton	4.06	4.06	4.06	4.06
(ii) Customs Duties & Cess	US\$/Ton	3.59	3.34	4.52	3.53
(iii) L/C Charges	US\$/Ton	0.10	0.10	0.10	0.10
Inland Freight Charges	US\$/Ton	26.74	26.74	26.74	26.74
Delivered Coal Price before adjustment of handling loss	US\$/Ton	121.02	114.66	123.17	119.41
Handling Loss 1% or actual whichever is minimum	US\$/Ton	1.21	1.15	1.23	1.19
Delivered Coal Price with losses at Power Plant	US\$/Ton	122.23	115.80	124.40	120.60
Exchange Rate	Rs./US\$	104.67	104.67	104.67	104.67
Delivered Coal Price with losses at Power Plant	Rs./Ton	12,793.88	12,121.11	13,021.05	12,623.68



Huaneng Shandong Ruyi Energy (Private) Company Limited
Marine Freight

Description	Unit	SANTA VRIGINIA	ETERNAL TRIUMPH	NORD LEADER	BAO AN LING
Delivery Days:					
Voyage	Days	27.04	27.04	27.04	27.04
At Port	Days	8.132	8.132	8.132	8.132
Total	Days	35.17	35.17	35.17	35.17
Average Time Charter Rate	US\$/Day	9,907	9,240	9,392	9,126
Time Charter Cost	US\$	348,424	324,966	330,312	320,957
Bunker Consumption:					
Bunker during Voyage	Ton	878.72	878.72	878.72	878.72
Bunker during Port Days	Ton	40.66	40.66	40.66	40.66
MGO Consumption	Ton	3.90	3.90	3.90	3.90
Total	Ton	923.28	923.28	923.28	923.28
Bunker Price	\$/Ton	315.75	310.50	310.50	301.50
MGO Price	\$/Ton	555	555	555	555
Bunker Cost	US\$	292,458	287,632	287,632	279,357
Total Vovage Expense	US\$	640,883	612,598	617,944	600,314
Quantity Minimum	Tons	43,998	42,257	42,956	41,835
Marine Freight	\$/Ton	14.57	14.50	14.39	14.35

