



Registrar

# National Electric Power Regulatory Authority Islamic Republic of Pakistan

NEPRA Tower, Attaturk Avenue (East), G-5/1, Islamabad  
Ph: +92-51-9206500, Fax: +92-51-2600026  
Web: www.nepra.org.pk, E-mail: registrar@nepra.org.pk


No. NEPRA/R/ADG(Trf)/TRF-89/LPTL-2007/34643-47  
August 17, 2021

Chief Executive Officer,  
Liberty Power Tech Limited (LPTL)  
A/51-A, S.I.T.E,  
Karachi 75700

**Subject: Decision of the Authority in the Matter of Fuel Price Adjustment for Liberty Power Tech Ltd. (LPTL) (Case No. NEPRA/TRF-89/LPTL-2007)**

Enclosed please find herewith the subject decision of the Authority along with Schedule of Fuel Cost Part of Energy Charge, applicable for the month of **July 2021** at Annex-I (02 pages) regarding the adjustment in fuel portion of energy charge part of tariff on account of variation in **Furnace Oil** prices in respect of Liberty Power Tech Ltd.

Enclosure: As above

  
17 08 21  
( Syed Safeer Hussain )

CC:

1. Secretary, Ministry of Energy (Power Division), 'A' Block, Pak Secretariat, Islamabad
2. Secretary, Cabinet Division, Cabinet Secretariat, Islamabad
3. Secretary, Ministry of Finance, 'Q' Block, Pak Secretariat, Islamabad.
4. Chief Executive Officer, Central Power Purchasing Agency Guarantee Limited, Shaheen Plaza, 73-West, Fazl-e-Haq Road, Islamabad.


**DECISION OF THE AUTHORITY IN THE MATTER OF FUEL PRICE ADJUSTMENT FOR  
LIBERTY POWER TECH LIMITED**

1. Pursuant to the Authority's decisions dated August 17, 2011 in the matter of Tariff Adjustment at Commercial Operation Date (COD) notified vide S.R.O 1016(I)/2011 dated November 10, 2011 and in the matter of Motion for Leave for Review against the Decision of the Authority regarding Adjustments in Generation Tariff of Liberty Power Tech Limited (hereinafter "LPTL") at COD dated May 11, 2012, based on information submitted by LPTL, the fuel portion of the energy charge part of LPTL's tariff has been adjusted for variation in furnace oil prices for the month of July 2021. The revised energy charge part of LPTL's tariff relating to fuel indicated hereunder shall be immediately applicable to the units delivered during the month:


| Period    | Fuel Cost Component<br>Rs./kWh |         |
|-----------|--------------------------------|---------|
|           | Reference                      | Revised |
| July 2021 | 9.4344                         | 15.8790 |

2. The above referred revised fuel cost component attached as **Annex-I** is to be notified in the official gazette in accordance with the provision of Section 31(7) of the Regulation of Generation, Transmission and Distribution of Electric Power Act 1997.
3. CPPA(G) to ensure that all payments are consistent with the tariff determination(s).


**AUTHORITY**

  
2/3/8/2021  
(Rehmatullah Baloch)  
Member

  
18/8/21  
(Engr. Rafique Ahmed Shaikh)  
Member

  
18/8/21  
(Engr. Maqsood Anwar Khan)  
Member

  
(Tauseef H. Farooqi)  
Chairman



17/08/21

**LIBERTY POWER TECH LIMITED**  
**Schedule of Fuel Cost Part of Energy Charge**  
**Adjustment on account of Fuel Price Variation for Furnace Oil**

| Period    | Reference Price<br>Rs./M.Ton | Previous Price<br>Rs./M.Ton | Revised Price<br>Rs./M.Ton | Reference<br>FCC<br>Rs./kWh | Previous FCC<br>Rs./kWh | Revised FCC<br>Rs./kWh |
|-----------|------------------------------|-----------------------------|----------------------------|-----------------------------|-------------------------|------------------------|
| July 2021 | 47,962.12                    | 75,839.05                   | 80,724.77*                 | 9.4344                      | 14.9179                 | 15.8790                |

\*Revised price is calculated in accordance with the details of consumption provided as under:

| Fuel Source                                       | Quantity<br>(M. Ton) | Fuel Rate<br>(Rs./M. Ton) | Total Amount<br>(Rs.) |
|---|----------------------|---------------------------|-----------------------|
| PSO (PARCO) June 1, 2021                          | 625.110              | 76,304.15                 | 47,698,487            |
| PSO (Imported) June 1, 2021                       | 1,450.764            | 70,009.00                 | 101,566,537           |
| Nizam (PARCO) June 1, 2021                        | 302.230              | 74,674.00                 | 22,568,723            |
| Nizam (NRL) June 1, 2021                          | 503.356              | 79,816.00                 | 40,175,862            |
| Nizam (BYCO) June 1, 2021                         | 236.650              | 79,816.00                 | 18,888,456            |
| BYCO June 1, 2021                                 | 1,506.410            | 77,802.00                 | 117,201,711           |
| Attock (ARL) June 1, 2021                         | 1,002.130            | 74,202.17                 | 74,360,219            |
| Attock (ARL) June 16, 2021                        | 1,462.660            | 77,824.67                 | 113,831,030           |
| Nizam (NRL) June 16, 2021                         | 336.544              | 83,438.00                 | 28,080,558            |
| PSO (PARCO) June 16, 2021                         | 3,336.770            | 81,979.15                 | 273,545,568           |
| PSO (PRL) June 16, 2021                           | 955.090              | 83,609.00                 | 79,854,120            |
| PSO (PRL) June 21, 2021                           | 661.230              | 85,883.00                 | 56,788,416            |
| Nizam (BYCO) June 21, 2021                        | 82.810               | 85,810.43                 | 7,105,962             |
| Attock (ARL) July 1, 2021                         | 239.910              | 81,979.87                 | 19,667,791            |
| PSO (PARCO) July 1, 2021                          | 3,455.200            | 85,611.04                 | 295,803,265           |
| Hascol (Imported) July 1, 2021                    | 784.750              | 89,800.75                 | 70,471,139            |
| <b>Total Fuel Consumed</b>                        | <b>16,941.614</b>    |                           | <b>1,367,607,845</b>  |
| <b>Weighted Average Revised Price (Rs./M.Ton)</b> |                      |                           | <b>80,724.77</b>      |

