



Registrar

# National Electric Power Regulatory Authority Islamic Republic of Pakistan

NEPRA Tower, Attaturk Avenue (East), G-5/1, Islamabad  
Ph: +92-51-9206500, Fax: +92-51-2600026  
Web: www.nepra.org.pk, E-mail: registrar@nepra.org.pk

No. NEPRA/R/ADG(Trf)/TRF-89/LPTL-2007/2311-15

February 16, 2022

Chief Executive Officer,  
Liberty Power Tech Limited (LPTL)  
A/51-A, S.I.T.E,  
Karachi 75700

**Subject: Decision of the Authority in the Matter of Fuel Price Adjustment for Liberty Power Tech Ltd. (LPTL) (Case No. NEPRA/TRF-89/LPTL-2007)**

Enclosed please find herewith the subject decision of the Authority along with Schedule of Fuel Cost Part of Energy Charge, applicable for the month of **January 2022** at Annex-I (02 pages) regarding the adjustment in fuel portion of energy charge part of tariff on account of variation in **Furnace Oil** prices in respect of Liberty Power Tech Ltd.

Enclosure: As above

  
16 02 22  
( Syed Safeer Hussain )

CC:

1. Secretary, Ministry of Energy (Power Division), 'A' Block, Pak Secretariat, Islamabad
2. Secretary, Cabinet Division, Cabinet Secretariat, Islamabad
3. Secretary, Ministry of Finance, 'Q' Block, Pak Secretariat, Islamabad.
4. Chief Executive Officer, Central Power Purchasing Agency Guarantee Limited, Shaheen Plaza, 73-West, Fazl-e-Haq Road, Islamabad.




**DECISION OF THE AUTHORITY IN THE MATTER OF FUEL PRICE ADJUSTMENT  
FOR LIBERTY POWER TECH LIMITED**


1. Pursuant to the Authority's decisions dated August 17, 2011 in the matter of Tariff Adjustment at Commercial Operation Date (COD) notified vide S.R.O 1016(I)/2011 dated November 10, 2011 and in the matter of Motion for Leave for Review against the Decision of the Authority regarding Adjustments in Generation Tariff of Liberty Power Tech Limited (hereinafter "LPTL") at COD dated May 11, 2012, based on information submitted by LPTL, the fuel portion of the energy charge part of LPTL's tariff has been adjusted for variation in furnace oil prices for the month of January 2022. The revised energy charge part of LPTL's tariff relating to fuel indicated hereunder shall be immediately applicable to the units delivered during the month:

Period	Fuel Cost Component Rs./kWh	
	Reference	Revised
January 2022	9.4344	22.5202

2. The above referred revised fuel cost component attached as **Annex-I** is to be notified in the official gazette in accordance with the provision of Section 31(7) of the Regulation of Generation, Transmission and Distribution of Electric Power Act 1997.
3. CPPA(G) to ensure that all payments are consistent with the tariff determination(s).


**AUTHORITY**


  
(Rehmatullah Baloch)  
Member

  
(Engr. Maqsood Anwar Khan)  
Member

  
(Engr. Rafique Ahmed Shaikh)  
Member

  
(Tauseef H. Farooqi)  
Chairman



  
16 02 22

**LIBERTY POWER TECH LIMITED**  
**Schedule of Fuel Cost Part of Energy Charge**  
**Adjustment on account of Fuel Price Variation for Furnace Oil**

Period	Reference Price Rs./M.Ton	Previous Price Rs./M.Ton	Revised Price Rs./M.Ton	Reference FCC Rs./kWh	Previous FCC Rs./kWh	Revised FCC Rs./kWh
January 2022	47,962.12	105,317.41	114,487.23*	9.4344	20.7165	22.5202

\*Revised price is calculated in accordance with the details of consumption provided as under:

Fuel Source	Quantity (M. Ton)	Fuel Rate (Rs./M. Ton)	Total Amount (Rs.)
PSO (Parco) Oct 1, 2021	290.38	105,317.41	30,582,070
Nizam (PARCO) Oct 16, 2021	463.81	117,580.00	54,534,780
BYCO Oct 16, 2021	1,761.05	121,620.00	214,178,901
PSO (Import) Oct 16, 2021	683.99	113,474.17	77,615,198
PSO (Parco) Oct 16, 2021	1,007.04	117,748.50	118,577,803
Attock (NRL) Oct 16, 2021	965.12	116,445.61	112,383,986
BYCO Oct 16, 2021	1,222.30	121,620.00	148,656,126
BYCO Oct 22, 2021	1,902.54	120,500.00	229,256,070
Nizam (PARCO) Oct 16, 2021	643.64	117,580.00	75,679,191
PSO (Parco) Oct 16, 2021	1,184.86	117,748.50	139,515,488
PAR (Parco) Nov 01, 2021	319.88	117,817.43	37,687,440
Nizam (PARCO) Nov 1, 2021	806.30	116,697.43	94,092,554
PSO (Parco-Lalpir) Nov 1, 2021	698.10	117,817.43	82,248,348
PSO (Import-Lalpir) Nov 1, 2021	995.03	114,436.84	113,868,089
GO (BYCO) Jan 1, 2022	1,992.552	90,925.00	181,172,791
<b>Total Fuel Consumed</b>	<b>14,936.590</b>		<b>1,710,048,833</b>
<b>Weighted Average Revised Price (Rs./M.Ton)</b>			<b>114,487.23</b>

