



Registrar

National Electric Power Regulatory Authority

Islamic Republic of Pakistan

NEPRA Tower, Attaturk Avenue (East), G-5/1, Islamabad
Ph: +92-51-9206500, Fax: +92-51-2600026
Web: www.nepa.org.pk, E-mail: registrar@nepa.org.pk


No. NEPRA/R/ADG(Trf)/TRF-359/NPPMCL-2016/27980-84
June 3, 2020

Chief Executive Officer
National Power Parks Management Company (Pvt.) Ltd.
Second Floor 7-C-1,
Gulberg-III, Lahore

Subject: Decision of the Authority in the matter of Fuel Price Adjustment on RLNG for July 2018 to January 2020 for National Power Parks Management Company (Private) Ltd. for its Power Project at Balloki (Case No. NEPRA/TRF-359/NPPMCL-2016)

Enclosed please find herewith the subject decision of the Authority along with revised Fuel Cost Components on Combined Cycle Operations on RLNG, applicable w.e.f. July 2018 to January 2020 at Annex-I (04 pages) regarding the adjustment on account of fuel price variation for RLNG in respect of National Power Parks Management Company (Private) Ltd. for its power project at Balloki.

Enclosure: As above


03 06 20

(Syed Safeer Hussain)


CC:

1. Secretary Ministry of Energy (Power Division), 'A' Block, Pak Secretariat, Islamabad
2. Secretary, Cabinet Division, Cabinet Secretariat, Islamabad
3. Secretary, Ministry of Finance, 'Q' Block, Pak Secretariat, Islamabad.
4. Chief Executive Officer, Central Power Purchasing Agency Guarantee Limited, Shaheen Plaza, 73-West, Fazl-e-Haq Road, Islamabad.

DECISION OF THE AUTHORITY IN THE MATTER OF FUEL PRICE ADJUSTMENT ON RLNG FOR JULY 2018 TO JANUARY 2020 FOR NATIONAL POWER PARKS MANAGEMENT COMPANY (PRIVATE) LIMITED FOR ITS POWER PROJECT AT BALLOKI.


1. Pursuant to the Authority's decision dated February 19, 2020 in the matter of tariff adjustments at Commercial Operation Date (COD) of National Power Parks Management Company (Private) Limited for its Power Project at Balloki (hereinafter "NPPMCL-Balloki") and decision of the Authority dated May 20, 2020 notified vide S.R.O. No. 485(I)/2021 in the matter of Review Motion against COD decision, the fuel cost components on combined cycle operations have been adjusted for variation in RLNG price(s). The revisions have been made on provisional basis as per Oil & Gas Regulatory Authority's determinations of provisional RLNG weighted average price(s) for SNGPL. Final fuel cost components shall be determined after notification(s) of final RLNG price(s) by OGRA and submission of fuel invoice(s) by NPPMCL-Balloki. The revised fuel cost components on combined cycle operations on RLNG for July 2018 to January 2020 are indicated at Annex-I and shall be immediately applicable to the units delivered during the respective periods.
2. The instant decision shall be supersede the following decisions of the Authority:


Period	Decision Number	Decision Date
July 2018	NEPRA/TRF-359/NPPMCL-2016/2535-39	August 7, 2018
August 2018	NEPRA/TRF-359/NPPMCL-2016/13458-62	August 27, 2018
September 2018	NEPRA/TRF-359/NPPMCL-2016/15409-13	October 4, 2018
October 2018	NEPRA/TRF-359/NPPMCL-2016/16913-17	November 2, 2018
November 2018	NEPRA/TRF-359/NPPMCL-2016/19411-15	December 17, 2018
December 2018	NEPRA/TRF-359/NPPMCL-2016/167-71	January 7, 2019
January 2019	NEPRA/TRF-359/NPPMCL-2016/2809-13	February 19, 2019
February 2019	NEPRA/TRF-359/NPPMCL-2016/4075-79	March 11, 2019
March 2019	NEPRA/TRF-359/NPPMCL-2016/5822-26	April 8, 2019
April 2019	NEPRA/TRF-359/NPPMCL-2016/8929-33	May 23, 2019
May 2019	NEPRA/TRF-359/NPPMCL-2016/11610-14	July 9, 2019
June 2019	NEPRA/TRF-359/NPPMCL-2016/15112-16	August 20, 2019
July 2019	NEPRA/TRF-359/NPPMCL-2016/15118-22	August 20, 2019
August 2019	NEPRA/TRF-359/NPPMCL-2016/16820-24	September 17, 2019
September 2019	NEPRA/TRF-359/NPPMCL-2016/20814-18	October 22, 2019
October 2019	NEPRA/TRF-359/NPPMCL-2016/24188-92	November 13, 2019
November 2019	NEPRA/TRF-359/NPPMCL-2016/27791-95	December 17, 2019
December 2019	NEPRA/TRF-359/NPPMCL-2016/2983-87	January 27, 2020
January 2020	NEPRA/TRF-359/NPPMCL-2016/5564-68	February 14, 2020





3. The above referred revised fuel cost components attached as **Annex-I** are to be notified in the official gazette in accordance with the provision of Section 31(7) of the Regulation of Generation, Transmission and Distribution of Electric Power Act 1997.

AUTHORITY


 (Rehmatullah Baloch)
 Member


 (Engr. Rafique Ahmed Shaikh)
 Member


 (Engr. Maqsood Anwar Khan)
 Member



 (Tauseef H. Farooqi)
 Chairman

National Power Parks Management Company (Pvt.) Ltd. (Balloki)

Schedule of Fuel Cost Part of Energy Charge

Adjustment on Account of Fuel Price Variation for RLNG for Period July 2018 to January 2020

Period		Reference HHV RLNG Price		Reference Fuel Cost Component (Rs./kWh)	Revised HHV RLNG Price			Revised Fuel Cost Component (Rs./kWh)
		USD/MMBTU	Rs./MMBTU	Rs./kWh	USD/MMBTU	Exchange Rate	Rs./MMBTU	Rs./kWh
						*Rs/USD		
July, 2018	24-07-2018 to 31-07-2018	11.9053	1,448.2571	8.8710	11.9053	124.3320	1,480.21	9.0667
August, 2018	01-08-2018 to 08-08-2018	11.9053	1,448.2571	8.8710	11.6709	124.3049	1,450.75	8.8863
	09-08-2018 to 15-08-2018	11.9053	1,448.2571	8.8710	11.6709	123.8397	1,445.32	8.8530
	16-08-2018 to 23-08-2018	11.9053	1,448.2571	8.8710	11.6709	124.1341	1,448.76	8.8741
	24-08-2018 to 31-08-2018	11.9053	1,448.2571	8.8710	11.6709	124.3392	1,451.15	8.8887
September, 2018	01-09-2018 to 08-09-2018	11.9053	1,448.2571	8.8710	11.2802	124.3453	1,402.64	8.5916
	09-09-2018 to 15-09-2018	11.9053	1,448.2571	8.8710	11.2802	124.3445	1,402.63	8.5915
	16-09-2018 to 23-09-2018	11.9053	1,448.2571	8.8710	11.2802	124.3291	1,402.46	8.5905
	24-09-2018 to 30-09-2018	11.9053	1,448.2571	8.8710	11.2802	124.3303	1,402.47	8.5905
October, 2018	01-10-2018 to 08-10-2018	11.9053	1,448.2571	8.8710	11.5898	124.3414	1,441.09	8.8271
	09-10-2018 to 15-10-2018	11.9053	1,448.2571	8.8710	11.5898	133.3497	1,545.50	9.4666
	16-10-2018 to 23-10-2018	11.9053	1,448.2571	8.8710	11.5898	133.9992	1,553.02	9.5127
	24-10-2018 to 31-10-2018	11.9053	1,448.2571	8.8710	11.5898	132.6411	1,537.28	9.4163
November, 2018	01-11-2018 to 08-11-2018	11.9053	1,448.2571	8.8710	11.7628	133.3241	1,568.26	9.6061
	09-11-2018 to 15-11-2018	11.9053	1,448.2571	8.8710	11.7628	134.0553	1,576.87	9.6588
	16-11-2018 to 23-11-2018	11.9053	1,448.2571	8.8710	11.7628	134.0686	1,577.02	9.6597
	24-11-2018 to 30-11-2018	11.9053	1,448.2571	8.8710	11.7628	140.3615	1,651.04	10.1131
December, 2018	01-12-2018 to 08-12-2018	11.9053	1,448.2571	8.8710	11.3641	138.9822	1,579.41	9.6743
	09-12-2018 to 15-12-2018	11.9053	1,448.2571	8.8710	11.3641	139.0161	1,579.79	9.6767
	16-12-2018 to 23-12-2018	11.9053	1,448.2571	8.8710	11.3641	139.0772	1,580.49	9.6809
	24-12-2018 to 31-12-2018	11.9053	1,448.2571	8.8710	11.3641	138.9609	1,579.17	9.6729



Period		Reference HHV RLNG Price		Reference Fuel Cost Component (Rs./kWh)	Revised HHV RLNG Price			Revised Fuel Cost Component (Rs./kWh)
		USD/MMBTU	Rs./MMBTU	Rs./kWh	USD/MMBTU	Exchange Rate	Rs./MMBTU	Rs./kWh
						*Rs/USD		
January, 2019	01-01-2019 to 08-01-2019	11.9053	1,448.2571	8.8710	10.2033	139.0361	1,418.63	8.6895
	09-01-2019 to 15-01-2019	11.9053	1,448.2571	8.8710	10.2033	139.0231	1,418.49	8.6887
	16-01-2019 to 23-01-2019	11.9053	1,448.2571	8.8710	10.2033	139.0494	1,418.76	8.6903
	24-01-2019 to 31-01-2019	11.9053	1,448.2571	8.8710	10.2033	138.4403	1,412.55	8.6523
February, 2019	01-02-2019 to 08-02-2019	11.9053	1,448.2571	8.8710	9.7994	138.4797	1,357.02	8.3121
	09-02-2019 to 15-02-2019	11.9053	1,448.2571	8.8710	9.7994	139.0345	1,362.45	8.3454
	16-02-2019 to 23-02-2019	11.9053	1,448.2571	8.8710	9.7994	138.7756	1,359.92	8.3299
	24-02-2019 to 28-02-2019	11.9053	1,448.2571	8.8710	9.7994	139.2429	1,364.50	8.3579
March, 2019	01-03-2019 to 08-03-2019	11.9053	1,448.2571	8.8710	9.2793	138.7920	1,287.89	7.8887
	09-03-2019 to 15-03-2019	11.9053	1,448.2571	8.8710	9.2793	139.3695	1,293.25	7.9215
	16-03-2019 to 23-03-2019	11.9053	1,448.2571	8.8710	9.2793	140.3628	1,302.47	7.9780
	24-03-2019 to 31-03-2019	11.9053	1,448.2571	8.8710	9.2793	140.8881	1,307.34	8.0078
April, 2019	01-04-2019 to 08-04-2019	11.9053	1,448.2571	8.8710	9.5109	141.5190	1,345.97	8.2445
	09-04-2019 to 15-04-2019	11.9053	1,448.2571	8.8710	9.5109	141.5116	1,345.90	8.2440
	16-04-2019 to 23-04-2019	11.9053	1,448.2571	8.8710	9.5109	141.5172	1,345.96	8.2444
	24-04-2019 to 30-04-2019	11.9053	1,448.2571	8.8710	9.5109	141.5119	1,345.91	8.2441
May, 2019	01-05-2019 to 08-05-2019	11.9053	1,448.2571	8.8710	9.3889	141.4322	1,327.89	8.1337
	09-05-2019 to 15-05-2019	11.9053	1,448.2571	8.8710	9.3889	141.5317	1,328.83	8.1395
	16-05-2019 to 23-05-2019	11.9053	1,448.2571	8.8710	9.3889	152.0294	1,427.39	8.7432
	24-05-2019 to 31-05-2019	11.9053	1,448.2571	8.8710	9.3889	149.3316	1,402.06	8.5880
June, 2019	01-06-2019 to 08-06-2019	11.9053	1,448.2571	8.8710	9.9012	148.4211	1,469.55	9.0014
	09-06-2019 to 15-06-2019	11.9053	1,448.2571	8.8710	9.9012	153.9424	1,524.21	9.3362
	16-06-2019 to 23-06-2019	11.9053	1,448.2571	8.8710	9.9012	157.0686	1,555.17	9.5259
	24-06-2019 to 30-06-2019	11.9053	1,448.2571	8.8710	9.9012	163.2418	1,616.29	9.9002
July, 2019	01-07-2019 to 08-07-2019	11.9053	1,448.2571	8.8710	10.2026	157.7113	1,609.07	9.8560
	09-07-2019 to 15-07-2019	11.9053	1,448.2571	8.8710	10.2026	159.7536	1,629.90	9.9836
	16-07-2019 to 23-07-2019	11.9053	1,448.2571	8.8710	10.2026	160.6621	1,639.17	10.0404
	24-07-2019 to 31-07-2019	11.9053	1,448.2571	8.8710	10.2026	159.9033	1,631.43	9.9930



Period		Reference HHV RLNG Price		Reference Fuel Cost Component (Rs./kWh)	Revised HHV RLNG Price			Revised Fuel Cost Component (Rs./kWh)
		USD/MMBTU	Rs./MMBTU	Rs./kWh	USD/MMBTU	Exchange Rate	Rs./MMBTU	Rs./kWh
						*Rs/USD		
August, 2019	01-08-2019 to 08-08-2019	11.9053	1,448.2571	8.8710	9.8981	158.2041	1,565.92	9.5917
	09-08-2019 to 15-08-2019	11.9053	1,448.2571	8.8710	9.8981	158.5974	1,569.81	9.6155
	16-08-2019 to 23-08-2019	11.9053	1,448.2571	8.8710	9.8981	157.8832	1,562.74	9.5722
	24-08-2019 to 31-08-2019	11.9053	1,448.2571	8.8710	9.8981	157.0085	1,554.09	9.5192
September, 2019	01-09-2019 to 08-09-2019	11.9053	1,448.2571	8.8710	9.0598	156.6320	1,419.05	8.6921
	09-09-2019 to 15-09-2019	11.9053	1,448.2571	8.8710	9.0598	156.3221	1,416.25	8.6749
	16-09-2019 to 23-09-2019	11.9053	1,448.2571	8.8710	9.0598	156.3782	1,416.76	8.6780
	24-09-2019 to 30-09-2019	11.9053	1,448.2571	8.8710	9.0598	156.4831	1,417.71	8.6839
October, 2019	01-10-2019 to 08-10-2019	11.9053	1,448.2571	8.8710	9.6395	156.5850	1,509.40	9.2455
	09-10-2019 to 15-10-2019	11.9053	1,448.2571	8.8710	9.6395	156.2415	1,506.09	9.2252
	16-10-2019 to 23-10-2019	11.9053	1,448.2571	8.8710	9.6395	156.0656	1,504.39	9.2148
	24-10-2019 to 31-10-2019	11.9053	1,448.2571	8.8710	9.6395	155.8980	1,502.78	9.2050
November, 2019	01-11-2019 to 08-11-2019	11.9053	1,448.2571	8.8710	9.8391	155.7355	1,532.30	9.3858
	09-11-2019 to 15-11-2019	11.9053	1,448.2571	8.8710	9.8391	155.6242	1,531.20	9.3790
	16-11-2019 to 23-11-2019	11.9053	1,448.2571	8.8710	9.8391	155.5006	1,529.99	9.3716
	24-11-2019 to 30-11-2019	11.9053	1,448.2571	8.8710	9.8391	155.4370	1,529.36	9.3678
December, 2019	01-12-2019 to 08-12-2019	11.9053	1,448.2571	8.8710	9.7399	155.2727	1,512.34	9.2635
	09-12-2019 to 15-12-2019	11.9053	1,448.2571	8.8710	9.7399	155.1228	1,510.88	9.2546
	16-12-2019 to 23-12-2019	11.9053	1,448.2571	8.8710	9.7399	155.0775	1,510.44	9.2519
	24-12-2019 to 31-12-2019	11.9053	1,448.2571	8.8710	9.7399	155.0529	1,510.20	9.2504
January, 2020	01-01-2020 to 08-01-2020	11.9053	1,448.2571	8.8710	9.4245	155.2739	1,463.38	8.9636
	09-01-2020 to 15-01-2020	11.9053	1,448.2571	8.8710	9.4245	154.9977	1,460.78	8.9477
	16-01-2020 to 23-01-2020	11.9053	1,448.2571	8.8710	9.4245	154.7261	1,458.22	8.9320
	24-01-2020 to 31-01-2020	11.9053	1,448.2571	8.8710	9.4245	154.6351	1,457.36	8.9267

**Exchange rates applied by Fuel Supplier i.e. SNGPL and communicated by NPPMCL-Balloki.

