



Registrar

National Electric Power Regulatory Authority

Islamic Republic of Pakistan

NEPRA Tower, Attaturk Avenue (East), G-5/1, Islamabad
Ph: +92-51-9206500, Fax: +92-51-2600026
Web: www.nepa.org.pk, E-mail: registrar@nepa.org.pk

No. NEPRA/R/ADG(Trf)/TRF-358/NPPMCL-2016/27541-45
May 27, 2021

Chief Executive Officer
National Power Parks Management Company (Pvt.) Ltd.
Second Floor 7-C-1,
Gulberg-III, Lahore

Subject: Decision of the Authority in the matter of Fuel Price Adjustment on RLNG for May 2018 to January 2020 for National Power Parks Management Company (Private) Ltd. for its Power Project at Haveli Bahadar Shah (Case No. NEPRA/TRF-470/NPPMCL-2016)

Enclosed please find herewith the subject decision of the Authority along with revised Schedule of Fuel Cost Components on Combined Cycle Operations on RLNG, applicable w.e.f. May 2018 to January 2020 at Annex-I (04 pages) regarding the adjustment on account of fuel price variation for RLNG in respect of National Power Parks Management Company (Private) Ltd. for its power project at Haveli Bahadar Shah.

2. The instant decision shall supersede the earlier decisions as mentioned therein.

Enclosure: As above


(Syed Safeer Hussain) 27 05 21

CC:

1. Secretary Ministry of Energy (Power Division), 'A' Block, Pak Secretariat, Islamabad
2. Secretary, Cabinet Division, Cabinet Secretariat, Islamabad
3. Secretary, Ministry of Finance, 'Q' Block, Pak Secretariat, Islamabad.
4. Chief Executive Officer, Central Power Purchasing Agency Guarantee Limited, Shaheen Plaza, 73-West, Fazl-e-Haq Road, Islamabad.



DECISION OF THE AUTHORITY IN THE MATTER OF FUEL PRICE ADJUSTMENT ON RLNG FOR MAY 2018 TO JANUARY 2020 FOR NATIONAL POWER PARKS MANAGEMENT COMPANY (PRIVATE) LIMITED FOR ITS POWER PROJECT AT HAVELI BAHADAR SHAH

- Pursuant to the Authority's decision dated February 19, 2020 in the matter of tariff of tariff adjustments at Commercial Operation Date (COD) of National Power Parks Management Company (Private) Limited for its Power Project at Haveli Bahadar Shah (hereinafter "NPPMCL-HBS") and decision of the Authority dated May 20, 2020 notified vide S.R.O. No.484(I)/2021 in the matter of Review Motion against the COD decision, the fuel cost components on combined cycle operations have been adjusted for variation in RLNG price(s). The revisions have been made on provisional basis as per Oil & Gas Regulatory Authority's determinations of provisional RLNG weighted average price(s) for SNGPL. Final fuel cost component shall be determined after notification(s) of final RLNG price(s) by OGRA and submission of fuel invoice(s) by NPPMCL-HBS. The revised fuel cost components on combined cycle operations on RLNG for May 2018 to January 2020 are indicated at Annex-I and shall be immediately applicable to the units delivered during the respective periods.
- The instant decision shall supersede the following decisions of the Authority:

Period	Decision Number	Decision Date
May 2018	NEPRA/TRF-358/NPPMCL-2016/9442-46	June 20, 2018
June 2018	NEPRA/TRF-358/NPPMCL-2016/24164-68	November 13, 2019
July 2018	NEPRA/TRF-358/NPPMCL-2016/12812-16	August 9, 2018
August 2018	NEPRA/TRF-358/NPPMCL-2016/13434-38	August 27, 2018
September 2018	NEPRA/TRF-358/NPPMCL-2016/15397-401	October 4, 2018
October 2018	NEPRA/TRF-358/NPPMCL-2016/16967-71	November 2, 2018
November 2018	NEPRA/TRF-358/NPPMCL-2016/19477-81	December 18, 2018
December 2018	NEPRA/TRF-358/NPPMCL-2016/155-59	January 7, 2019
January 2019	NEPRA/TRF-358/NPPMCL-2016/2821-25	February 19, 2019
February 2019	NEPRA/TRF-358/NPPMCL-2016/4141-45	March 11, 2019
March 2019	NEPRA/TRF-358/NPPMCL-2016/5816-20	April 8, 2019
April 2019	NEPRA/TRF-358/NPPMCL-2016/8923-27	May 23, 2019
May 2019	NEPRA/TRF-358/NPPMCL-2016/12232-36	July 11, 2019
June 2019	NEPRA/TRF-358/NPPMCL-2016/14912-16	August 19, 2019
July 2019	NEPRA/TRF-358/NPPMCL-2016/15100-04	August 20, 2019
August 2019	NEPRA/TRF-358/NPPMCL-2016/16844-48	September 17, 2019
September 2019	NEPRA/TRF-358/NPPMCL-2016/20900-04	October 22, 2019
October 2019	NEPRA/TRF-358/NPPMCL-2016/24194-98	November 13, 2019
November 2019	NEPRA/TRF-358/NPPMCL-2016/27785-89	December 17, 2019
December 2019	NEPRA/TRF-358/NPPMCL-2016/2995-99	January 27, 2020
January 2020	NEPRA/TRF-358/NPPMCL-2016/5564-68	February 14, 2020

- The above referred revised fuel cost components attached as **Annex-I** are to be notified in the official gazette in accordance with the provision of Section 31(7) of the Regulation of Generation, Transmission and Distribution of Electric Power Act 1997.


AUTHORITY

(Rehmatullah Baloch)
Member

(Engr. Rafique Ahmed Shaikh)
Member

(Engr. Maqsood Anwar Khan)
Member


(Tauseef H. Farooqui)
Chairman




27 05 21

National Power Parks Management Company (Pvt.) Ltd. (Haveli Bahadur Shah)
Schedule of Fuel Cost Part of Energy Charge
Adjustment on Account of Fuel Price Variation for RLNG for Period May 2018 to January 2020

Period		Reference HHV RLNG Price		Reference Fuel Cost Component (Rs./kWh)	Revised HHV RLNG Price			Revised Fuel Cost Component (Rs./kWh)
		USD/MMBTU	Rs./MMBTU	Rs./kWh	USD/MMBTU	Exchange Rate	Rs./MMBTU	Rs./kWh
						*Rs/USD		
May, 2018	09-05-2018 to 15-05-2018	10.8028	1,249.9553	7.5966	10.8028	115.7032	1,249.92	7.5964
	16-05-2018 to 23-05-2018	10.8028	1,249.9553	7.5966	10.8028	115.7079	1,249.97	7.5967
	24-05-2018 to 31-05-2018	10.8028	1,249.9553	7.5966	10.8028	115.7074	1,249.96	7.5966
June, 2018	01-06-2018 to 08-06-2018	10.8028	1,249.9553	7.5966	11.0152	115.7067	1,274.53	7.7460
	09-06-2018 to 15-06-2018	10.8028	1,249.9553	7.5966	11.0152	120.6419	1,328.89	8.0763
	16-06-2018 to 23-06-2018	10.8028	1,249.9553	7.5966	11.0152	121.6495	1,339.99	8.1438
	24-06-2018 to 30-06-2018	10.8028	1,249.9553	7.5966	11.0152	121.6337	1,339.82	8.1428
July, 2018	01-07-2018 to 08-07-2018	10.8028	1,249.9553	7.5966	11.9053	121.6453	1,448.22	8.8016
	09-07-2018 to 15-07-2018	10.8028	1,249.9553	7.5966	11.9053	121.6464	1,448.24	8.8017
	16-07-2018 to 23-07-2018	10.8028	1,249.9553	7.5966	11.9053	128.5859	1,530.85	9.3037
	24-07-2018 to 31-07-2018	10.8028	1,249.9553	7.5966	11.9053	124.3320	1,480.21	8.9960
August, 2018	01-08-2018 to 08-08-2018	10.8028	1,249.9553	7.5966	11.6709	124.3049	1,450.75	8.8169
	09-08-2018 to 15-08-2018	10.8028	1,249.9553	7.5966	11.6709	123.8397	1,445.32	8.7839
	16-08-2018 to 23-08-2018	10.8028	1,249.9553	7.5966	11.6709	124.1341	1,448.76	8.8048
	24-08-2018 to 31-08-2018	10.8028	1,249.9553	7.5966	11.6709	124.3392	1,451.15	8.8194
September, 2018	01-09-2018 to 08-09-2018	10.8028	1,249.9553	7.5966	11.2802	124.3453	1,402.64	8.5245
	09-09-2018 to 15-09-2018	10.8028	1,249.9553	7.5966	11.2802	124.3445	1,402.63	8.5245
	16-09-2018 to 23-09-2018	10.8028	1,249.9553	7.5966	11.2802	124.3291	1,402.46	8.5234
	24-09-2018 to 30-09-2018	10.8028	1,249.9553	7.5966	11.2802	124.3303	1,402.47	8.5235
October, 2018	01-10-2018 to 08-10-2018	10.8028	1,249.9553	7.5966	11.5898	124.3414	1,441.09	8.7582
	09-10-2018 to 15-10-2018	10.8028	1,249.9553	7.5966	11.5898	133.3497	1,545.50	9.3928
	16-10-2018 to 23-10-2018	10.8028	1,249.9553	7.5966	11.5898	133.9992	1,553.02	9.4385
	24-10-2018 to 31-10-2018	10.8028	1,249.9553	7.5966	11.5898	132.6411	1,537.28	9.3428



Period		Reference HHV RLNG Price		Reference Fuel Cost Component (Rs./kWh)	Revised HHV RLNG Price			Revised Fuel Cost Component (Rs./kWh)
		USD/MMBTU	Rs./MMBTU	Rs./kWh	USD/MMBTU	Exchange Rate	Rs./MMBTU	Rs./kWh
						*Rs/USD		
November, 2018	01-11-2018 to 08-11-2018	10.8028	1,249.9553	7.5966	11.7628	133.3241	1,568.26	9.5311
	09-11-2018 to 15-11-2018	10.8028	1,249.9553	7.5966	11.7628	134.0553	1,576.87	9.5834
	16-11-2018 to 23-11-2018	10.8028	1,249.9553	7.5966	11.7628	134.0686	1,577.02	9.5843
	24-11-2018 to 30-11-2018	10.8028	1,249.9553	7.5966	11.7628	140.3615	1,651.04	10.0342
December, 2018	01-12-2018 to 08-12-2018	10.8028	1,249.9553	7.5966	11.3641	138.9822	1,579.41	9.5989
	09-12-2018 to 15-12-2018	10.8028	1,249.9553	7.5966	11.3641	139.0161	1,579.79	9.6012
	16-12-2018 to 23-12-2018	10.8028	1,249.9553	7.5966	11.3641	139.0772	1,580.49	9.6053
	24-12-2018 to 31-12-2018	10.8028	1,249.9553	7.5966	11.3641	138.9609	1,579.17	9.5974
January, 2019	01-01-2019 to 08-01-2019	10.8028	1,249.9553	7.5966	10.2033	139.0361	1,418.63	8.6217
	09-01-2019 to 15-01-2019	10.8028	1,249.9553	7.5966	10.2033	139.0231	1,418.49	8.6209
	16-01-2019 to 23-01-2019	10.8028	1,249.9553	7.5966	10.2033	139.0494	1,418.76	8.6225
	24-01-2019 to 31-01-2019	10.8028	1,249.9553	7.5966	10.2033	138.4403	1,412.55	8.5848
February, 2019	01-02-2019 to 08-02-2019	10.8028	1,249.9553	7.5966	9.7994	138.4797	1,357.02	8.2473
	09-02-2019 to 15-02-2019	10.8028	1,249.9553	7.5966	9.7994	139.0345	1,362.45	8.2803
	16-02-2019 to 23-02-2019	10.8028	1,249.9553	7.5966	9.7994	138.7756	1,359.92	8.2649
	24-02-2019 to 28-02-2019	10.8028	1,249.9553	7.5966	9.7994	139.2429	1,364.50	8.2926
March, 2019	01-03-2019 to 08-03-2019	10.8028	1,249.9553	7.5966	9.2793	138.7920	1,287.89	7.8271
	09-03-2019 to 15-03-2019	10.8028	1,249.9553	7.5966	9.2793	139.3695	1,293.25	7.8597
	16-03-2019 to 23-03-2019	10.8028	1,249.9553	7.5966	9.2793	140.3628	1,302.47	7.9158
	24-03-2019 to 31-03-2019	10.8028	1,249.9553	7.5966	9.2793	140.8881	1,307.34	7.9454
April, 2019	01-04-2019 to 08-04-2019	10.8028	1,249.9553	7.5966	9.5109	141.5190	1,345.97	8.1801
	09-04-2019 to 15-04-2019	10.8028	1,249.9553	7.5966	9.5109	141.5116	1,345.90	8.1797
	16-04-2019 to 23-04-2019	10.8028	1,249.9553	7.5966	9.5109	141.5172	1,345.96	8.1801
	24-04-2019 to 30-04-2019	10.8028	1,249.9553	7.5966	9.5109	141.5119	1,345.91	8.1798
May, 2019	01-05-2019 to 08-05-2019	10.8028	1,249.9553	7.5966	9.3889	141.4322	1,327.89	8.0702
	09-05-2019 to 15-05-2019	10.8028	1,249.9553	7.5966	9.3889	141.5317	1,328.83	8.0760
	16-05-2019 to 23-05-2019	10.8028	1,249.9553	7.5966	9.3889	152.0294	1,427.39	8.6750
	24-05-2019 to 31-05-2019	10.8028	1,249.9553	7.5966	9.3889	149.3316	1,402.06	8.5210
June, 2019	01-06-2019 to 08-06-2019	10.8028	1,249.9553	7.5966	9.9012	148.4211	1,469.55	8.9312
	09-06-2019 to 15-06-2019	10.8028	1,249.9553	7.5966	9.9012	153.9424	1,524.21	9.2634
	16-06-2019 to 23-06-2019	10.8028	1,249.9553	7.5966	9.9012	157.0686	1,555.17	9.4515
	24-06-2019 to 30-06-2019	10.8028	1,249.9553	7.5966	9.9012	163.2418	1,616.29	9.8229



Period		Reference HHV RLNG Price		Reference Fuel Cost Component (Rs./kWh)	Revised HHV RLNG Price			Revised Fuel Cost Component (Rs./kWh)
		USD/MMBTU	Rs./MMBTU	Rs./kWh	USD/MMBTU	Exchange Rate	Rs./MMSTU	Rs./kWh
						*Rs/USD		
July, 2019	01-07-2019 to 08-07-2019	10.8028	1,249.9553	7.5966	10.2026	157.7113	1,609.07	9.7791
	09-07-2019 to 15-07-2019	10.8028	1,249.9553	7.5966	10.2026	159.7536	1,629.90	9.9057
	16-07-2019 to 23-07-2019	10.8028	1,249.9553	7.5966	10.2026	160.6621	1,639.17	9.9621
	24-07-2019 to 31-07-2019	10.8028	1,249.9553	7.5966	10.2026	159.9033	1,631.43	9.9150
August, 2019	01-08-2019 to 08-08-2019	10.8028	1,249.9553	7.5966	9.8981	158.2041	1,565.92	9.5169
	09-08-2019 to 15-08-2019	10.8028	1,249.9553	7.5966	9.8981	158.5974	1,569.81	9.5405
	16-08-2019 to 23-08-2019	10.8028	1,249.9553	7.5966	9.8981	157.8832	1,562.74	9.4975
	24-08-2019 to 31-08-2019	10.8028	1,249.9553	7.5966	9.8981	157.0085	1,554.09	9.4449
September, 2019	01-09-2019 to 08-09-2019	10.8028	1,249.9553	7.5966	9.0598	156.6320	1,419.05	8.6243
	09-09-2019 to 15-09-2019	10.8028	1,249.9553	7.5966	9.0598	156.3221	1,416.25	8.6073
	16-09-2019 to 23-09-2019	10.8028	1,249.9553	7.5966	9.0598	156.3782	1,416.76	8.6103
	24-09-2019 to 30-09-2019	10.8028	1,249.9553	7.5966	9.0598	156.4831	1,417.71	8.6161
October, 2019	01-10-2019 to 08-10-2019	10.8028	1,249.9553	7.5966	9.6395	156.5850	1,509.40	9.1734
	09-10-2019 to 15-10-2019	10.8028	1,249.9553	7.5966	9.6395	156.2415	1,506.09	9.1533
	16-10-2019 to 23-10-2019	10.8028	1,249.9553	7.5966	9.6395	156.0656	1,504.39	9.1429
	24-10-2019 to 31-10-2019	10.8028	1,249.9553	7.5966	9.6395	155.8980	1,502.78	9.1331
November, 2019	01-11-2019 to 08-11-2019	10.8028	1,249.9553	7.5966	9.8391	155.7355	1,532.30	9.3125
	09-11-2019 to 15-11-2019	10.8028	1,249.9553	7.5966	9.8391	155.6242	1,531.20	9.3059
	16-11-2019 to 23-11-2019	10.8028	1,249.9553	7.5966	9.8391	155.5006	1,529.99	9.2985
	24-11-2019 to 30-11-2019	10.8028	1,249.9553	7.5966	9.8391	155.4370	1,529.36	9.2947
December, 2019	01-12-2019 to 08-12-2019	10.8028	1,249.9553	7.5966	9.7399	155.2727	1,512.34	9.1912
	09-12-2019 to 15-12-2019	10.8028	1,249.9553	7.5966	9.7399	155.1228	1,510.88	9.1824
	16-12-2019 to 23-12-2019	10.8028	1,249.9553	7.5966	9.7399	155.0775	1,510.44	9.1797
	24-12-2019 to 31-12-2019	10.8028	1,249.9553	7.5966	9.7399	155.0529	1,510.20	9.1782
January, 2020	01-01-2020 to 08-01-2020	10.8028	1,249.9553	7.5966	9.4245	155.2739	1,463.38	8.8937
	09-01-2020 to 15-01-2020	10.8028	1,249.9553	7.5966	9.4245	154.9977	1,460.78	8.8779
	16-01-2020 to 23-01-2020	10.8028	1,249.9553	7.5966	9.4245	154.7261	1,458.22	8.8623
	24-01-2020 to 31-01-2020	10.8028	1,249.9553	7.5966	9.4245	154.6351	1,457.36	8.8570

**Exchange rates applied by Fuel Supplier i.e. SNGPL and communicated by NPPMCL-Balokli.

