



Registrar

National Electric Power Regulatory Authority Islamic Republic of Pakistan

NEPRA Tower, Attaturk Avenue (East), G-5/1, Islamabad
Ph: +92-51-9206500, Fax: +92-51-2600026
Web: www.nepa.org.pk, E-mail: registrar@nepa.org.pk


No. NEPRA/TRF-70/NCPL-2007/ 957 - 24
June 30, 2016

Executive Director
Nishat Chunian Power Limited
31-Q, Gulberg-II,
Lahore-54660

Subject: **Decision of the Authority in the Matter of Fuel Price Adjustment for Nishat Chunian Power Ltd. (Case No. NEPRA/TRF-70/NCPL-2007)**

Enclosed please find herewith the subject decision of the Authority along with Schedule of Fuel Cost Part of Energy Charges, applicable for the month of June 2016, at Annex-I (02 pages) regarding the adjustment in fuel portion of energy charge part of tariff on account of variation in furnace oil prices in respect of Nishat Chunian Power Ltd. The notification on the subject decision will follow.

Enclosure: As above


30.06.16
(Syed Safer Hussain)

CC:

1. Secretary Ministry of Water & Power, Islamabad
2. Secretary, Cabinet Division, Cabinet Secretariat, Islamabad
3. Secretary, Ministry of Finance, Islamabad.
4. Chief Executive Officer, Central Power Purchasing Agency Guarantee Limited
6th Floor, Shaheed-e-Millat Secretariat, Jinnah Avenue, Blue Area, Islamabad.


**DECISION OF THE AUTHORITY IN THE MATTER OF FUEL PRICE ADJUSTMENT FOR NISHAT
CHUNIAN POWER LIMITED**


Pursuant to the Authority's Decision dated 31st December 2010 in case No. NEPRA/TRF-70/NCPL-2007 regarding Nishat Chunian Power Limited (hereinafter "NCPL"), based on information submitted by NCPL, the fuel portion of the energy charge part of NCPL's tariff has been adjusted for variation in furnace oil prices for the month of June 2016. The revised energy charge part of NCPL's tariff relating to fuel indicated hereunder shall be immediately applicable to the units delivered during the month:


Period	Revised Fuel Cost Component Rs./kWh
June 2016	5.7494


The above referred revised fuel cost component attached as **Annex-I** is to be notified in the official gazette in accordance with the provision of Section 31(4) of the Regulation of Generation, Transmission and Distribution of Electric Power Act 1997.


Authority

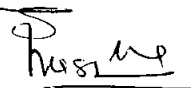

Maj (R) Haroon Rashid
Member


Syed Masood ul Hassan
Member


Himayat Ullah Khan
Vice Chairman


Brig (R) Tariq Saddozai
Chairman




30.06.16

NISHAT CHUNIAN POWER LIMITED
Schedule of Fuel Cost Part of Energy Charge
Adjustment on account of fuel price variation for furnace oil

Period	Fuel Price	Unit	Reference COD Decision Dec 31, 2010	Revised
June 2016	Furnace Oil	Rs./M.Ton	42,707.04	29,228.56*

Period	Description	Reference (Rs./kWh)	
June 2016	Fuel Cost Component	8.4007	5.7494

*Revised price is calculated in accordance with the details of consumption provided as under:

Fuel Source	Quantity (M. Ton)	Fuel Rate (Rs./M. Ton)	Total Amount (Rs.)
Oilco Petroleum Pvt Ltd (Imported) April 16, 2016	721.198	26,935.00	19,425,468
Oilco Petroleum Pvt Ltd (PRI.) April 16, 2016	143.115	26,558.33	3,800,895
Rawal Energy Pvt Ltd (Imported) April 16, 2016	519.435	26,935.00	13,990,982
The Fuelers Pvt Ltd (PRI.) April 16, 2016	235.695	26,558.33	6,259,666
Allied Oils & Energy Pvt Ltd (Imported) May 01, 2016	856.820	29,417.50	25,205,502
Hascol Petroleum Ltd (Imported) May 01, 2016	2,221.240	29,417.50	65,343,328
Jaguar Enterprises (PRI.) May 01, 2016	280.140	29,135.00	8,161,879
Oilco Petroleum Pvt Ltd (Imported) May 01, 2016	6,921.295	29,417.50	203,607,196
Rawal Energy Pvt Ltd (Imported) May 01, 2016	979.851	29,417.50	28,824,767
Rawal Energy Pvt Ltd (Parco) May 01, 2016	437.940	29,255.00	12,811,935
Rawal Energy Pvt Ltd (PRI.) May 01, 2016	144.850	29,135.00	4,220,205
The Fuelers Pvt Ltd (Imported) May 01, 2016	4,350.571	29,417.50	127,982,922
Hascol Petroleum Ltd (Imported) May 01, 2016	2,821.355	29,417.50	82,997,211
Jaguar Enterprises (PRI.) May 01, 2016	161.125	29,135.00	4,694,377
Oilco Petroleum Pvt Ltd (Imported) May 01, 2016	2,491.055	29,417.50	73,280,610
Total Fuel Consumed	23,285.685		680,606,942

Weighted Average Revised Price (Rs./M.Ton)

29,228.56

13



30.06.16

11