



Registrar

National Electric Power Regulatory Authority Islamic Republic of Pakistan

NEPRA Tower, Attaturk Avenue (East), G-5/1, Islamabad
Ph: +92-51-9206500, Fax: +92-51-2600026
Web: www.nepa.org.pk, E-mail: registrar@nepa.org.pk


No. NEPRA/TRF-70/NCPL-2007/18261-65
November 27, 2017

Executive Director
Nishat Chunian Power Limited
31-Q, Gulberg-II,
Lahore-54660

Subject: **Decision of the Authority in the Matter of Fuel Price Adjustment for Nishat Chunian Power Ltd. (Case No. NEPRA/TRF-70/NCPL-2007)**

Enclosed please find herewith the subject decision of the Authority along with Schedule of Fuel Cost Part of Energy Charges, applicable for the month of November 2017, at Annex-I (02 pages) regarding the adjustment in fuel portion of energy charge part of tariff on account of variation in **Furnace Oil** prices in respect of Nishat Chunian Power Ltd.

Enclosure: As above


27 11 17
(Syed Safeer Hussain)

CC:

1. Secretary Ministry of Energy, 'A' Block, Pak Secretariat, Islamabad
2. Secretary, Cabinet Division, Cabinet Secretariat, Islamabad
3. Secretary, Ministry of Finance, 'Q' Block, Pak Secretariat, Islamabad.
4. Chief Executive Officer, Central Power Purchasing Agency Guarantee Limited
ENERCON Building, Sector G-5/2, Islamabad


**DECISION OF THE AUTHORITY IN THE MATTER OF FUEL PRICE ADJUSTMENT FOR NISHAT
CHUNIAN POWER LIMITED**


Pursuant to the Authority's Decision(s) dated 31st December 2010 regarding Tariff Adjustment at Commercial Operation Date (COD) notified vide S.R.O. 594(I)/2011 dated 9th June 2011, based on information submitted by NCPL, the fuel portion of the energy charge part of NCPL's tariff has been adjusted for variation in furnace oil prices for the month of November 2017. The revised energy charge part of NCPL's tariff relating to fuel indicated hereunder shall be immediately applicable to the units delivered during the month:

Period	Revised Fuel Cost Component Rs./kWh
November 2017	8.7570


The above referred revised fuel cost component attached as **Annex-I** is to be notified in the official gazette in accordance with the provision of Section 31(4) of the Regulation of Generation, Transmission and Distribution of Electric Power Act 1997.

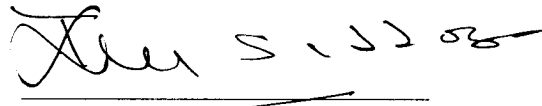
Authority



Himayat Ullah Khan
Member



Maj (R) Haroon Rashid
Member


Syed Masood-ul-Hassan Naqvi
Member


Saif Ullah Chattha
Vice Chairman
23.11.2017


Brig (R) Tariq Saddozai
Chairman




27/11/17

NISHAT CHUNIAN POWER LIMITED
Schedule of Fuel Cost Part of Energy Charge
Adjustment on account of Fuel Price Variation for Furnace Oil

Period	Fuel Price	Unit	Reference COD Decision Dec 31, 2010	Revised
November 2017	Furnace Oil	Rs./M.Ton	42,707.04	44,518.57*

Period	Description	Reference (Rs./kWh)	Revised (Rs./kWh)
November 2017	Fuel Cost Component	8.4007	8.7570

*Revised price is calculated in accordance with the details of consumption provided as under:

Fuel Source	Quantity (M. Ton)	Fuel Rate (Rs./M. Ton)	Total Amount (Rs.)
Rawal Energy (Pvt) Ltd (Parco) September 01, 2017	1,813.855	42,761.667	77,563,463
My Energy Company Pvt Ltd (Byco) September 01, 2017	49.950	43,100.000	2,152,845
My Energy Company Pvt Ltd (Parco) September 01, 2017	44.435	42,761.667	1,900,115
Outreach Pvt Ltd (Byco) September 01, 2017	101.850	43,100.000	4,389,735
Rawal Energy Pvt Ltd (Byco) September 01, 2017	1,759.770	43,100.000	75,846,087
The Fuelers Pvt Ltd (Byco) September 01, 2017	615.605	43,100.000	26,532,576
Masood & Company (PRL) September 16, 2017	888.610	44,504.167	39,546,848
My Energy Company Pvt Ltd (Byco) September 16, 2017	405.570	44,504.167	18,049,555
My Energy Company Pvt Ltd (Imported) September 16, 2017	47.595	42,887.500	2,041,231
My Energy Company Pvt Ltd (Parco) September 16, 2017	317.840	44,725.000	14,215,394
Rawal Energy Pvt Ltd (Byco) September 16, 2017	444.190	44,504.167	19,768,306
Rawal Energy Pvt Ltd (Parco) September 16, 2017	2,033.360	44,725.000	90,942,026
The Fuelers Pvt Ltd (Byco) September 16, 2017	2,279.150	44,504.167	101,431,672
The Fuelers Pvt Ltd (PRL) September 16, 2017	198.960	44,504.167	8,854,549
Masood & Company (PRL) October 01, 2017	568.630	46,629.167	26,514,743
My Energy Company Pvt Ltd (Byco) October 01, 2017	1,126.580	46,629.167	52,531,487
My Energy Company Pvt Ltd (Imported) October 01, 2017	599.945	44,216.667	26,527,568
Rawal Energy Pvt Ltd (Byco) October 01, 2017	1,471.604	46,629.167	68,619,669
Total Fuel Consumed	14,767.499		657,427,868
Weighted Average Revised Price		(Rs./M.Ton)	44,518.57

