



Registrar

National Electric Power Regulatory Authority Islamic Republic of Pakistan

NEPRA Tower, Attaturk Avenue (East), G-5/1, Islamabad.
Ph: +92-51-9206500, Fax: +92-51-2600026
Web: www.nepra.org.pk, E-mail: registrar@nepra.org.pk

No. NEPRA/TRF-70/NCPL-2007/1470-76


January 29, 2018

Executive Director
Nishat Chunian Power Limited
31-Q, Gulberg-II,
Lahore-54660

Subject: **Decision of the Authority in the Matter of Fuel Price Adjustment for Nishat Chunian Power Ltd. (Case No. NEPRA/TRF-70/NCPL-2007)**

Enclosed please find herewith the subject decision of the Authority along with Schedule of Fuel Cost Part of Energy Charges, applicable for the month of January 2018, at Annex-I (02 pages) regarding the adjustment in fuel portion of energy charge part of tariff on account of variation in **Furnace Oil** prices in respect of Nishat Chunian Power Ltd.

Enclosure: As above


29 01 18

(Syed Safer Hussain)

CC:

1. Secretary Ministry of Energy, 'A' Block, Pak Secretariat, Islamabad
2. Secretary, Cabinet Division, Cabinet Secretariat, Islamabad
3. Secretary, Ministry of Finance, 'Q' Block, Pak Secretariat, Islamabad.
4. Chief Executive Officer, Central Power Purchasing Agency Guarantee Limited
ENERCON Building, Sector G-5/2, Islamabad


**DECISION OF THE AUTHORITY IN THE MATTER OF FUEL PRICE ADJUSTMENT FOR NISHAT
CHUNIAN POWER LIMITED**

Pursuant to the Authority's Decision(s) dated 31st December 2010 regarding Tariff Adjustment at Commercial Operation Date (COD) notified vide S.R.O. 594(I)/2011 dated 9th June 2011, based on information submitted by NCPL, the fuel portion of the energy charge part of NCPL's tariff has been adjusted for variation in furnace oil prices for the month of January 2018. The revised energy charge part of NCPL's tariff relating to fuel indicated hereunder shall be immediately applicable to the units delivered during the month:

Period	Revised Fuel Cost Component Rs./kWh
January 2018	8.9473

The above referred revised fuel cost component attached as **Annex-I** is to be notified in the official gazette in accordance with the provision of Section 31(4) of the Regulation of Generation, Transmission and Distribution of Electric Power Act 1997.


Authority



Himayat Ullah Khan
Member




Syed Masood-ul-Hassan Naqvi
Member

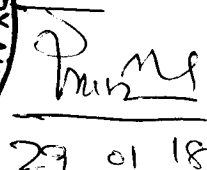



25.1.2018

Saif Ullah Chattha
Vice Chairman



Brig (R) Tariq Saddozai
Chairman



29 01 18

NISHAT CHUNIAN POWER LIMITED
Schedule of Fuel Cost Part of Energy Charge
Adjustment on account of Fuel Price Variation for Furnace Oil

Period	Fuel Price	Unit	Reference COD Decision Dec 31, 2010	Revised
January 2018	Furnace Oil	Rs./M.Ton	42,707.04	45,485.68*

Period	Description	Reference (Rs./kWh)	Revised (Rs./kWh)
January 2018	Fuel Cost Component	8.4007	8.9473

*Revised price is calculated in accordance with the details of consumption provided as under:

Fuel Source	Quantity (M. Ton)	Fuel Rate (Rs./M. Ton)	Total Amount (Rs.)
My Energy Company Pvt Ltd (Byco) October 16, 2017	1,084.605	46,079.167	49,977,695
My Energy Company Pvt Ltd (Parco) October 16, 2017	230.990	45,812.500	10,582,229
Oilco Petroleum Pvt Ltd (Byco) October 16, 2017	942.030	46,079.167	43,407,958
Outreach Pvt Ltd (Imported) October 16, 2017	2,006.570	45,879.167	92,059,760
Rawal Energy Pvt Ltd (Byco) October 16, 2017	1,999.735	46,079.167	92,146,123
Rawal Energy Pvt Ltd (Parco) October 16, 2017	2,035.745	45,812.500	93,262,568
The Fuelers Pvt Ltd (PRL) October 16, 2017	1,566.395	46,079.167	72,178,177
Jaguar Enterprises (PRL) October 16, 2017	91.645	46,079.167	4,222,925
My Energy Company Pvt Ltd (Byco) October 16, 2017	55.405	46,079.167	2,553,016
Jaguar Enterprises (PRL) November 01, 2017	94.395	46,962.500	4,433,025
Masood & Company (PRL) November 01, 2017	370.855	46,962.500	17,416,278
Oilco Petroleum Pvt Ltd (Byco) November 01, 2017	101.220	46,962.500	4,753,544
Outreach Pvt Ltd (Byco) November 01, 2017	49.545	46,962.500	2,326,757
Rawal Energy Pvt Ltd (Parco) November 01, 2017	2,063.130	45,833.330	94,560,118
The Fuelers Pvt Ltd (PRL) November 01, 2017	304.280	46,962.500	14,289,750
Jaguar Enterprises (PRL) November 01, 2017	234.830	46,962.500	11,028,204
The Fuelers Pvt Ltd (PRL) November 01, 2017	145.650	46,962.500	6,840,088
OTO Pakistan Pvt Ltd (Byco) December 9, 2017	1,293.260	44,541.670	57,603,960
The Fuelers Pvt Ltd (PRL) December 11, 2017	50.205	44,529.170	2,235,587
OTO Pakistan Pvt Ltd (Byco) December 11, 2017	1,731.260	44,541.667	77,113,206
The Fuelers Pvt Ltd (PRL) December 11, 2017	1,629.360	44,529.170	72,554,048
Jaguar Enterprises (PRL) December 16, 2017	996.138	44,529.170	44,357,198
Masood & Company (PRL) December 16, 2017	479.715	44,529.170	21,361,311
OTO Pakistan Pvt Ltd (Byco) December 16, 2017	547.265	43,495.830	23,803,745
OTO Pakistan Pvt Ltd (PRL) December 16, 2017	640.625	44,529.170	28,526,500
Total Fuel Consumed	20,744.853		943,593,771
	Weighted Average Revised Price	(Rs./M.Ton)	45,485.68

